


1. 適用範圍/SCOPE

1.適用範圍 / SCOPE

FSD 系列小型保險絲，適用於一般電子設備。
FSD series Miniature-Fuse, used in electronic equipment.

2. 產品型號/TYPER

例「example」：

FSD	F	2A	L	250V	
↓	↓	↓	↓	↓	↓
①	②	③	④	⑤	⑥

① 系列號 / Series Number
 ② 特性符號 / Characteristic Symbol
 ③ 額定電流 / Rated Current
 ④ 斷路容量符號 / Breaking Capacity Symbol
 ⑤ 額定電壓 / Rated Voltage
 ⑥ 認證符號 / Approved Symbol

3. 額定電流和額定電壓/ RATED CURRENT AND RATED VOLTAGE

額定電流 / Rated Current: 200mA~15A

額定電壓 / Rated Voltage: 250V AC


4. 標示/MARKING

保險絲兩端銅帽上需有下列標示/The fuses cap shall have the following marking

①規 格：製造工廠的商標+額定電流+額定電壓

Specification: The Manufacture's Logo +Rated Current + Rated Voltage

200mA~800mA :  F__mA L 250 V

1A~6.3A :  F__A L 250 V

8A/10A/12A/15A :  F__A L 250 V

②系列號+認證符號

Trade mark: Part Number + Approved Symbol.

200mA~800mA(250V) : FSD 

1A ~ 6.3A(250V) : FSD 

8A、10A(250V) : FSD 

12A、15A(250V) : FSD 

注意 / Note:

對標示的大小和位置沒有規定 / Size and position of the markings shall not be provided.

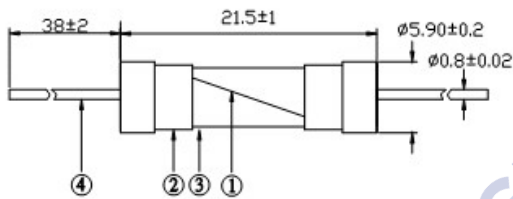
5. 外觀及形狀/APPEARANCES AND CONFIGURATION

5-1 外觀:不應有破碎、明顯的汗斑/Apearances: There shall not be break up and any remarkable blotch.

5-2 形狀:帶腳的小型保險絲/Configuration:Axial Leaded Miniature-Fuse.

6. 工程圖和結構/OUTLINE DRAWING AND STRUCTURE

6-1 工程圖 (單位: mm) / Engineering drawing (Unit: mm)



6-2 結構 / Structure

編號 No.	元件 Component	材質 Material	數量 Quantity
①	熔絲 Wire	合金 Alloy	1
②	銅帽 Cap	黃銅鍍鎳 Brass with nickel plated	2
③	本體 Body	玻璃管 Glass Tube	1
④	引線 Lead	鍍錫銅線 Tinned Copper wire	2

7. 產品特性/PRODUCT CHARACTERISTICS

7-1 引腳拉力強度 / Lead Pull Strength

10 牛頓 10±1 秒 / 10N for 10±1 Sec.

7-2 引腳推力強度 / Lead Thrust Strength

2 牛頓 10±1 秒 / 2N for 10±1 Sec.

7-3 可焊性 / Solderability

波峰焊/Wave : 260°C, ≤3s;

烙鐵焊/Soldering Iron: 350±10°C, ≤3s.

7-4 耐焊接熱 / Soldering Heat Resistance

波峰焊/Wave : 260°C, 10s;

烙鐵焊/Soldering Iron: 350°C, 5s.

8. 電氣特性/ELECTRICAL CHARACTERISTICS

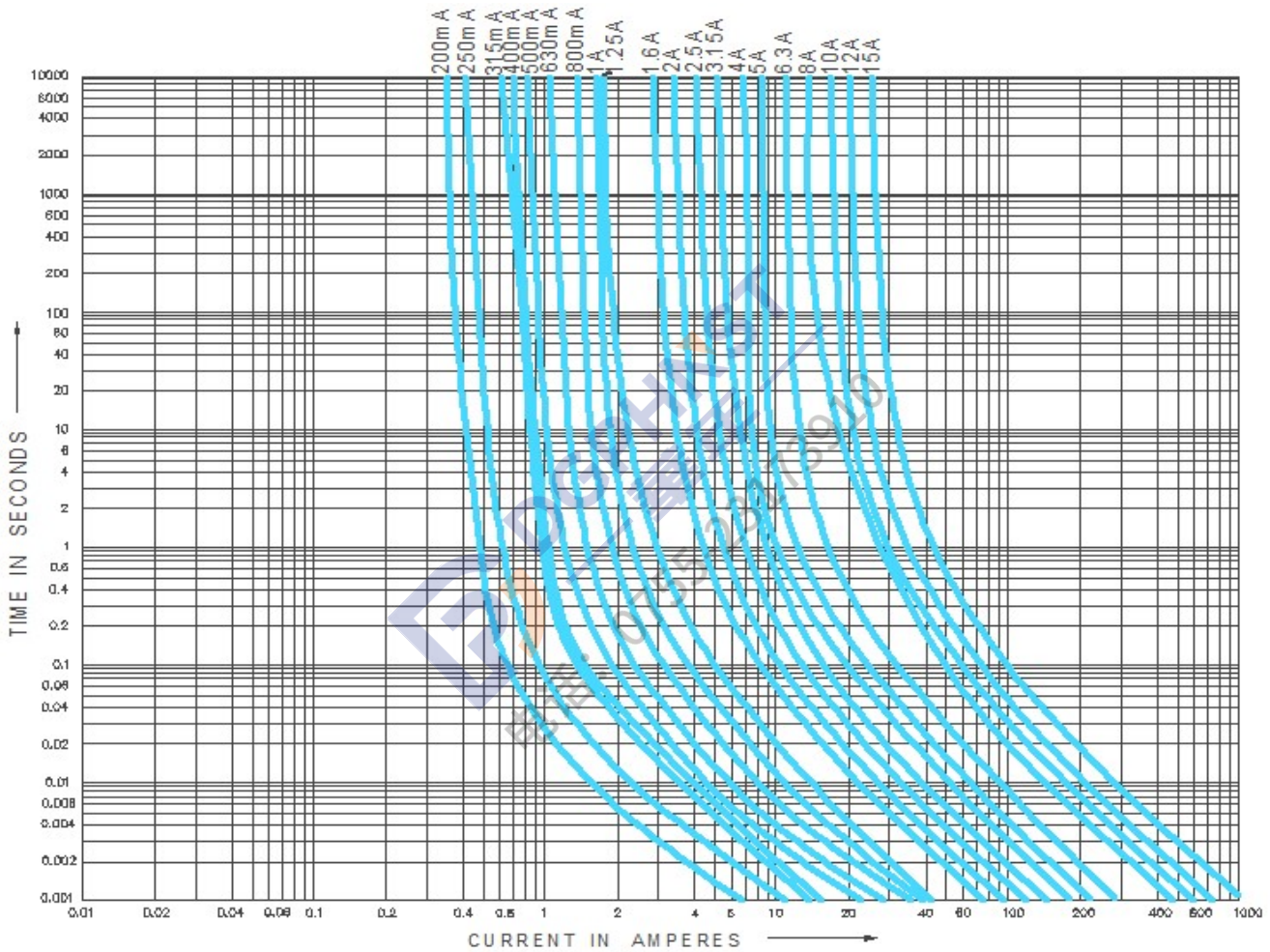
8-1 熔斷 / 電流特性: Pre-Arcing Time / Current Characteristic (limits) 延遲性保險絲 Time-Lag Type

RATED CURRENT	2.1 In	2.75 In		4 In		10 In
	Max.	Min.	Max.	Min.	Max.	Max.
32mA to 100mA	30 min	10 ms	500 ms	3 ms	100 ms	20 ms
Above 100mA to 6.3A	30 min	50 ms	2 s	10 ms	300 ms	20 ms
Above 6.3A to 15A	30 min	50 ms	2 s	10 ms	400 ms	40 ms

8-2 產品規格/Specification

額定電流 Rated Current	冷電阻 Cold resistance	最大電壓降 Max Voltage Drop (mV)	最大功耗 Max Power Dissipation (mW)	I ² T 值 I ² T Value (A ² Sec@8ms)	分斷能力 Breaking Capacity
200mA	0.780 Ω	1700	1600	0.0219	35A @250V AC
250mA	0.490 Ω	1400		0.0513	
315mA	0.336 Ω	1300		0.1120	
400mA	0.320 Ω	1200		0.0894	
500mA	0.212 Ω	1000		0.200	
630mA	0.166 Ω	650		0.295	
800mA	0.122 Ω	240		0.476	
1A	84.55m Ω	200		1.22	
1.25A	67.60m Ω	200		1.76	
1.6A	47.60m Ω	190		3.89	
2A	36.50m Ω	170		5.51	
2.5A	31.00m Ω	170	10.1		
3.15A	24.50m Ω	150	2500	14.6	10In A @250V AC
4A	18.10m Ω	130		24.0	
5A	13.04m Ω	130		41.8	
6.3A	13.33m Ω	130		75.2	
8A	6.10m Ω	130	4000	212	
10A	6.40m Ω	130		292	
12A	5.30m Ω	130		434	
15A	4.01m Ω	130		790	

8-3 時間電流曲線/Time-Current Curve



9. 環境特性/ENVIRONMENTAL CHARACTERISTIC

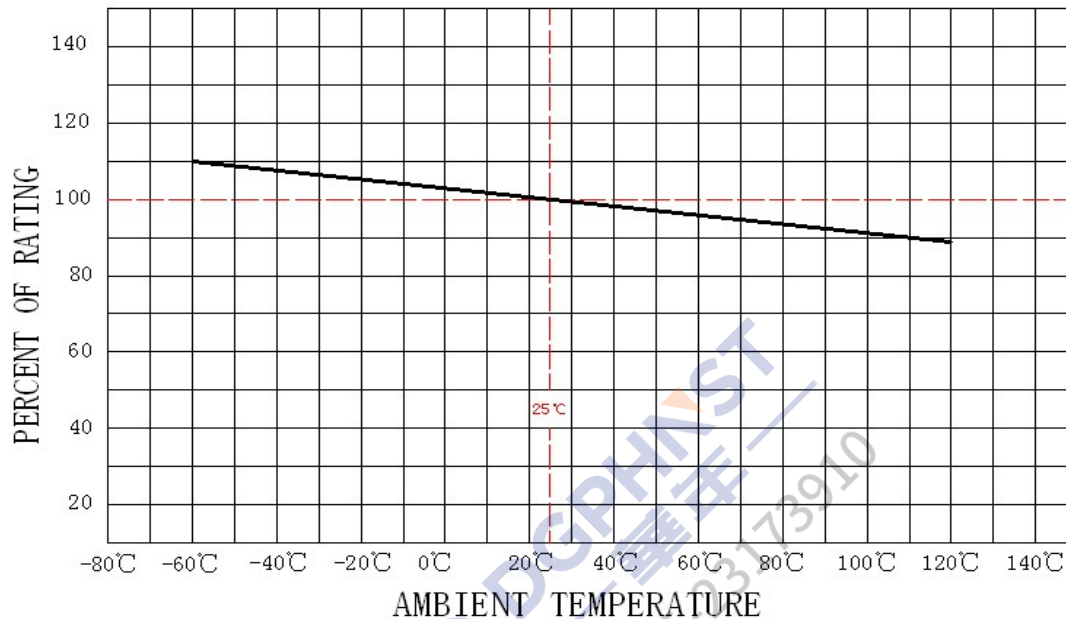
9-1 操作溫度範圍: $-55^{\circ}\text{C} \sim 125^{\circ}\text{C}$ / Operating Temperature: $-55^{\circ}\text{C} \sim 125^{\circ}\text{C}$

若貴司操作環境溫度超出 $25 \pm 5^{\circ}\text{C}$ 範圍, 在選用保險絲規格時, 需考慮操作環境溫度對保險絲的影響。

請參照: 溫度-電流曲線圖

When choosing the fuse's specification, if the operating environmental temperature beyond the scope from $20 \sim 30^{\circ}\text{C}$, you should consider the environmental temperature's affection to fuses.

please refer: Temperature-Current curve



9-2 存儲條件/Storage Conditions

在溫度+10°C~60°C、相對濕度 $\leq 75\%$ 的密閉條件下可存放3年。

Under airtight in temperature+10°C~60°C、relative humidity $\leq 75\%$ can store 3 years.

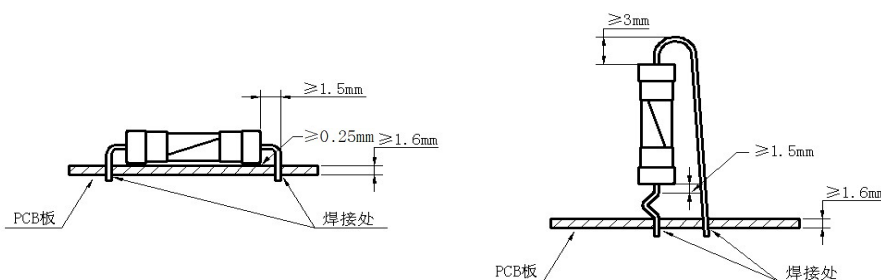
在溫度+10°C~60°C、相對濕度為95%的非露天下最多可存放30天。

Without dew in temperature+10°C~60°C、relative humidity be 95% maximum value for 30 days.

10. 安裝方式及條件/INSTALLATION WAY AND PARAMETERS

10-1 建議如下圖安裝方式安裝，並滿足所要求的尺寸。

Propose that the following picture installation way is installed, and satisfied the required size.



10-2 建議客戶焊接參數 / Recommended Customer Soldering Parameters

波峰焊參數 / Wave Parameters

錫爐溫度 / Solder Pot Temperature: 260°C Max

焊接時間 / Solder Dwell Time: 2~5s

手工焊參數 / Hand-Solder Parameters

烙鐵溫度 / Solder Iron Temperature: 350±5°C

焊接時間 / Heating Time: 5s Max

11. 其他使用注意事項/OTHER NOTICE IN USED

如果需在保險絲上加熱縮套管，烘烤溫度與時間需參照以下規定

If need to add heat draws back the sleeve pipe on the fuse , it needs to consult the following regulation to toast temperature and time.

溫度 temperature	120°C	130°C	140°C	150°C	160°C	170°C	180°C
時間 time	Max 80s	Max 75s	Max 70s	Max 65s	Max 60s	Max 55s	Max 50s

12. 安全認證及編號/STANDARDS AND APPROVALS

UL	E56092(200mA~15A)		
VDE	40016929(200mA~10A)	40016932(12A ~15A)	
BSI	KM70911(200mA~6.3A)		
CCC	2020970207000226 (200mA~6.3A)		
CQC	CQC11012062192(8A、10A)		
PSE	JET2179-31003-2003(1A~5A)	JET2179-31003-2004(6.3A)	
KC	SU05015-9005A(200mA~800mA)		
	SU05015-9001A(1A~2.5A)	SU05015-9003A(3.15A~6.3A)	
	SU05015-9002A(8A~10A)	SU05015-9004(12A~15A)	

13. 包裝/PACKING

13-1 包裝數量 / Packing Quantity

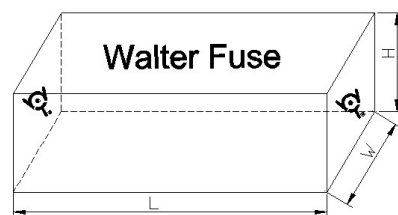
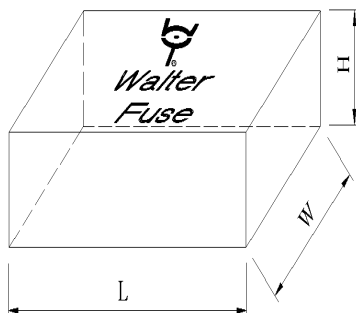
A: 每內盒裝 500 個保險絲/ 500pcs per inner box .

B: 每外箱裝 20 內盒保險絲/ 20 inner boxes per outer box

13-2 內包裝盒/Inner box of packing

A: 袋裝

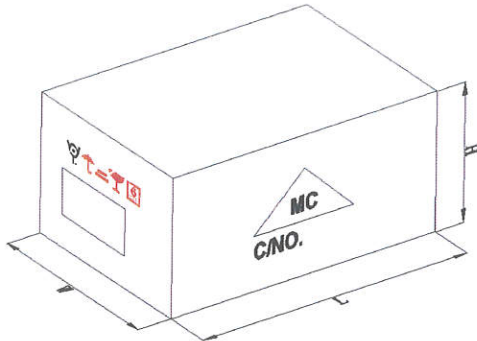
B: 散裝



單位/Unit:mm

類別	L	W	H
A	157±3	124±3	84±2
B	265±3	90±3	65±3

13-3 外包裝箱/Outer box of packing



單位/Unit:mm

類別	L	W	H
A	451±5	335±5	275±5
B	555±5	355±5	206±5

14. 其他/OTHERS

14-1 如果在使用中有超出本規格書的要求，必須經由雙方協商確認。

In the event that an impropriety is found beyond this specification ,it shall be fixed by mutual agreement between the parties.

14-2 如果本規格書有不適當的情況，必須通過雙方協商並由本公司修改。

In the event that an impropriety is found in this specification , SUZHOU WALTER ELECTRONIC CO., LTD. shall amend it by mutual agreement between the parties.

版次	製作	確認	審核
第15版	程正永	常文 10/14	Jack 10/14

JDYX2.E56092 - Fuses, Supplemental - Component

Fuses, Supplemental - Component

SUZHOU WALTER ELECTRONIC CO LTD

NO.99 Xinli Road
Fenhu Technic Development Zone
Wujiang, Jiangsu 215211 China

E56092

Cat. No.	Size mm(in)	Amps (A)	Volts (V)	Interrupting Rating (A)
Supplemental fuses				
MTG	6.35 x 31.75 (0.25 x 1.25)	10-20	250Vac	300
Supplemental fuses: cartridge enclosed				
FSD	5 x 20 (0.20 x 0.79)	0.2- 3.15	250Vac	35
		4-15	250Vac	10x Ampere rating
		0.2- 6.3	125Vdc	35
		0.2- 6.3	125Vac	10000
MGF	6.35 x 31.5 (0.25 x 1.24)	0.125- 10	125Vac	10000
		3.6-10	250Vac	200
SGF	5.2 x 20 (0.20 x 0.79)	0.25- 0.8	125Vac	10000
		0.25- 0.8	250Vac	35
		1-3.5	125Vac	10000
		1-3.5	250Vac	100
		4-7	125Vac	10000
TMD	5 x 20 (0.20 x 0.79)	0.1- 3.5	250Vac	35
		0.1- 6.3	125Vdc	35
		0.1- 6.3	125Vac	10000

		3.6-6.3	250Vac	10x Ampere rating
		8-15	125Vac	10x Ampere rating
		8-15	250Vac	10x Ampere rating
TME	5.2 x 20 (0.20 x 0.79)	0.1-16	250Vac	150
TSD	5 x 20 (0.20 x 0.79)	0.1-3.5	250Vac	35
		3.6-6.3	250Vac	10x Ampere rating
		0.1-6.3	125Vac	10000
		0.1-6.3	125Vdc	35
Supplemental fuses: filled-tube				
WM40	6.3 x 31.75 (0.25 x 1.25)	0.1-50	250Vac	1000
		0.1-30	660Vac	1000
		0.1-30	660Vdc	1000
		0.1-12	600Vdc	10000
		0.1-12	1000Vdc	10000
		0.1-50	150Vdc	1000
		0.1-12	600Vac	10000
		0.1-12	1000Vac	10000
		0.1-30	400Vac	1000
		0.1-30	400Vdc	1000
		0.1-12	300Vac	10000
		0.1-12	300Vdc	10000
WM55-XX XX represents rated current	6.3 x 31.75 (0.25 x 1.25)	0.1-50	250Vac	1000
		0.1-30	660Vac	1000
		0.1-30	660Vdc	1000
		0.1-12	600Vdc	10000
		0.1-12	1000Vdc	10000

		0.1-12	1000Vdc	10000
		0.1-50	150Vdc	1000
		0.1-12	600Vac	10000
		0.1-12	1000Vac	10000
		0.1-30	400Vac	1000
		0.1-30	400Vdc	1000
		0.1-12	300Vac	10000
		0.1-12	300Vdc	10000
WM55-XXP XX represents rated current	6.3 x 31.75 (0.25 x 1.25)	0.1-50	250Vac	1000
		0.1-30	660Vac	1000
		0.1-30	660Vdc	1000
		0.1-12	600Vdc	10000
		0.1-12	1000Vdc	10000
		0.1-50	150Vdc	1000
		0.1-12	600Vac	10000
		0.1-12	1000Vac	10000
		0.1-30	400Vac	1000
		0.1-30	400Vdc	1000
		0.1-12	300Vac	10000
		0.1-12	300Vdc	10000
WM70	6.3 x 25.4 (0.25 x 1.00)	0.1-20	250Vac	10000
		0.1-20	400Vdc	2000
		0.1-30	400Vdc	300
		0.1-50	75Vdc	2500
WM70. xxxP (xxx will be 0.1-50)	6.3 x 25.4 (0.25 x 1.00)	0.1-20	250Vac	10000
		0.1-20	400Vdc	2000
		0.1-30	400Vdc	300
		0.1-50	75Vdc	2500
WN10	-	0.1-20	600Vac	200
		0.1-20	500Vdc	300
		0.1-10	400Vdc	2000
		0.1-1	600Vac	1000

WN20	-	0.1-20	600Vac	200
		0.1-20	500Vdc	300
		0.1-10	400Vdc	2000
		0.1-1	600Vac	1000
WN30	-	0.1-20	600Vac	200
		0.1-20	500Vdc	300
		0.1-10	400Vdc	2000
		0.1-1	600Vac	1000
Supplemental fuses: filled-tube, cartridge enclosed				
FHC	5.2 x 20 (0.20 x 0.79)	8-25	420Vac	300
		8-25	420Vdc	300
FSC	5 x 20 (0.20 x 0.79)	0.25- 6.3	125Vac	10000
		0.25- 15	250Vac	1500
		0.25- 6.3	125Vdc	35
MHC followed by 0.1, 0.2, 0.25, 0.315, 0.4, 0.5, 0.6, 0.75, 0.8, 1, 1.5, 2, 2.5, 3, 4, 5, 6.3, 7, 8, 10, 12, 15, 20, 25 or 30	6.4 x 31.75 (0.25 x 1.25)	0.1-30	500Vac	1000
		0.1-30	500Vdc	1000
		0.1-30	500Vac	30K
		0.1-30	500Vdc	20K
MTC	6.35 x 31.75 (0.25 x 1.25)	15-20	250Vac	1500
		25-30	250Vac	500
TSC	5 x 20 (0.20 x 0.79)	0.2- 6.3	250Vac	1500
		0.2- 6.3	125Vac	10000
		0.2- 6.3	125Vdc	35
		8-10	250Vac	1500
		12-20	250Vac	1500
WM45-XX XX represents rated current	6.4 x 31.75 (0.25 x 1.25)	0.1-30	500Vac	1000
		0.1-30	500Vdc	1000
		0.1-30	500Vac	30K
		0.1-30	500Vdc	30K

		0.1-30	500Vdc	20k
		0.1-30	420Vac	1000
		0.1-30	420Vdc	1000
		0.1-30	420Vac	30k
		0.1-30	420Vdc	20k
		0.1-30	300Vdc	20k

Supplemental fuses: pigtail leads

2040	12 x 9.5 x 6.5 (0.47 x 0.37 x 0.26)	0.8-4	250Vac	150
		0.8-4	300Vac	100
		5-6.3	250Vac	150
		5-6.3	300Vac	100
		0.8-4	250Vac	150
		0.8-4	300Vac	100
		5-6.3	250Vac	150
		5-6.3	300Vac	100
		0.8-4	250Vac	150
		0.8-4	300Vac	100
		5-6.3	250Vac	150
		5-6.3	300Vac	100
		0.8-4	250Vac	150
		0.8-4	300Vac	100
		5-6.3	250Vac	150
		5-6.3	300Vac	100
TNP	3.3 x 8.5 (0.13 x 0.33)	0.25-5	250Vac	50
		0.25-5	250Vac	50
		0.25-5	250Vac	50
		0.25-5	250Vac	50
		6.3-6.3	250Vac	63
		6.3-6.3	250Vac	63

		6.3-6.3	250Vac	63
--	--	---------	--------	----

		6.3-6.3	250Vac	63
Supplemental fuses: pigtail leads, cartridge enclosed				
FDP	3.6 x 10 (0.14 x 0.39)	0.5-3.15	250Vac	35
		4-4	250Vac	40
		5-5	250Vac	50
		6.3-6.3	250Vac	63
FSD+P	5 x 20 (0.20 x 0.79)	0.2-3.15	250Vac	35
		4-6.3	250Vac	10x Ampere rating
		0.2-6.3	125Vdc	35
		0.2-0.8	125Vac	10000
		8-15	125Vac	10x Ampere rating
		8-15	250Vac	10x Ampere rating
		1-6.3	125Vac	10000
MFP	6.35 x 31.5 (0.25 x 1.24)	0.125-10	125Vac	10000
		3.6-10	250Vac	200
SFP	5.2 x 20 (0.20 x 0.79)	0.25-0.8	125Vac	10000
		0.25-0.8	250Vac	35
		1-3.5	125Vac	10000
		1-3.5	250Vac	100
		4-7	125Vac	10000
TMD+P	5 x 20 (0.20 x 0.79)	0.1-3.5	250Vac	35
		0.1-6.3	125Vdc	35

		0.1-6.3	125Vac	10000
--	--	---------	--------	-------

		3.6-6.3	250Vac	10x Ampere rating
		8-15	125Vac	10x Ampere rating
		8-15	250Vac	10x Ampere rating
TME+P	6 x 24 (0.24 x 0.94)	0.1-16	250Vac	150
TSD+P	5 x 20 (0.20 x 0.79)	0.1-3.5	250Vac	35
		3.6-6.3	250Vac	10x Ampere rating
		0.1-6.3	125Vac	10000
		0.1-6.3	125Vdc	35
Supplemental fuses: pigtail leads, filled-tube				
MTPP	6.76 x 32.8 (0.27 x 1.29)	40-50	250Vac	1000
		40-50	250Vac	300
WM10 followed by 0.1 to 50, followed by P	6.3 x 31.75 (0.25 x 1.25)	0.1-50	250Vac	1000
		0.1-30	660Vac	1000
		0.1-30	660Vdc	1000
		0.1-12	600Vdc	10000
		0.1-12	1000Vdc	10000
		0.1-50	150Vdc	1000
		0.1-12	600Vac	10000
		0.1-12	1000Vac	10000
		0.1-30	400Vac	1000
		0.1-30	400Vdc	1000
		0.1-12	300Vac	10000
		0.1-12	300Vdc	10000

WM20 followed by 0.1 to 50, followed by P	6.3 x 31.75 (0.25 x 1.25)	0.1-50	250Vac	1000
--	------------------------------	--------	--------	------

		0.1-30	660Vac	1000
		0.1-30	660Vdc	1000
		0.1-12	600Vdc	10000
		0.1-12	1000Vdc	10000
		0.1-50	150Vdc	1000
		0.1-12	600Vac	10000
		0.1-12	1000Vac	10000
		0.1-30	400Vac	1000
		0.1-30	400Vdc	1000
		0.1-12	300Vac	10000
		0.1-12	300Vdc	10000
WM30 followed by 0.1 to 50, followed by P	6.3 x 31.75 (0.25 x 1.25)	0.1-50	250Vac	1000
		0.1-30	660Vac	1000
		0.1-30	660Vdc	1000
		0.1-12	600Vdc	10000
		0.1-12	1000Vdc	10000
		0.1-50	150Vdc	1000
		0.1-12	600Vac	10000
		0.1-12	1000Vac	10000
		0.1-30	400Vac	1000
		0.1-30	400Vdc	1000
		0.1-12	300Vac	10000
		0.1-12	300Vdc	10000
WM40 followed by 0.1 to 50, followed by P	6.3 x 31.75 (0.25 x 1.25)	0.1-50	250Vac	1000
		0.1-30	660Vac	1000
		0.1-30	660Vdc	1000
		0.1-12	600Vdc	10000
		0.1-12	1000Vdc	10000
		0.1-50	150Vdc	1000
		0.1-12	600Vac	10000
		0.1-12	1000Vac	10000
		0.1-30	400Vac	1000

		0.1-30	400Vdc	1000
		0.1-12	300Vac	10000
		0.1-12	300Vdc	10000
WM50 followed by 0.1 to 50, followed by P	6.3 x 31.75 (0.25 x 1.25)	0.1-50	250Vac	1000
		0.1-30	660Vac	1000
		0.1-30	660Vdc	1000
		0.1-12	600Vdc	10000
		0.1-12	1000Vdc	10000
		0.1-50	150Vdc	1000
		0.1-12	600Vac	10000
		0.1-12	1000Vac	10000
		0.1-30	400Vac	1000
		0.1-30	400Vdc	1000
		0.1-12	300Vac	10000
		0.1-12	300Vdc	10000
WN10.XXXP (!), WN20.XXXP (!), WN30.XXXP (!)	-	0.1-20	600Vac	200
		0.1-20	500Vdc	300
		0.1-10	400Vdc	2000
		0.1-1	600Vac	1000
Supplemental fuses: pigtail leads, filled-tube, cartridge enclosed				
FHP	5.9 x 21.5 (0.23 x 0.85)	8-25	420Vac	300
		8-25	420Vdc	300
FSC(P)	5 x 20 (0.20 x 0.79)	0.5- 6.3	250Vac	10000
FSC+P	5 x 20 (0.20 x 0.79)	0.25- 6.3	125Vac	10000
		0.25- 15	250Vac	1500
		0.25- 6.3	125Vdc	35
MHP followed by 0.1, 0.2, 0.25, 0.315, 0.4, 0.5, 0.6, 0.75, 0.8, 1, 1.5, 2, 2.5, 3, 4, 5, 6.3, 7, 8, 10, 12, 15, 20, 25 or 30	6.76 x 32.8 (0.27 x 1.29)	0.1-30	500Vac	1000
		0.1-30	500Vdc	1000
		0.1-30	500Vac	30K

		0.1-30	500Vdc	20K
MTP	6.35 x 31.75 (0.25 x 1.25)	15-20	250Vac	1500
		25-30	250Vac	500
MTT	6.83 x 32.75 (0.27 x 1.29)	15-30	250Vac	1000
		15-20	250Vac	1500
TSC+P	5 x 20 (0.20 x 0.79)	0.2- 6.3	250Vac	1500
		0.2- 6.3	125Vac	10000
		0.2- 6.3	125Vdc	35
		8-10	250Vac	1500
		12-20	250Vac	1500
TSS+P	5.6 x 19.5 (0.22 x 0.77)	3.15- 3.15	125Vac	10000
		4-4	125Vac	10000
		3.15- 3.15	250Vac	1500
		4-4	250Vac	1500
		3.15- 3.15	125Vdc	35
		4-4	125Vdc	35
WM45-XX XX represents rated current	6.76 x 32.8 (0.27 x 1.29)	0.1-30	500Vac	1000
		0.1-30	500Vdc	1000
		0.1-30	500Vac	30K
		0.1-30	500Vdc	20K
		0.1-30	420Vac	1000
		0.1-30	420Vdc	1000
		0.1-30	420Vac	30k
		0.1-30	420Vdc	20K
		0.1-30	300Vdc	20K
WN40-XX XX represents rated current	5.54 x 21.1 (0.22 x 0.83)	0.1-10	300Vac	3000
		0.1-10	300Vdc	3000
		0.1-30	300Vdc	300

		0.1-30	300Vac	300
WN40-XXP XX represents rated current	5.54 x 21.1 (0.22 x 0.83)	0.1-10	300Vac	3000
		0.1-10	300Vdc	3000
		0.1-30	300Vdc	300
		0.1-30	300Vac	300
Supplemental fuses: surface mount, cartridge enclosed				
1032SF, 1032SS	10.3 x 3.2 x 3.2 (0.41 x 0.13 x 0.13)	20-60	250Vac	100
		20-60	65Vac	300
		40-60	72Vdc	180
		40-60	60Vdc	600
		20-30	100Vdc	300
		20-30	72Vdc	500
		20-30	32Vdc	1000
1032ST	10.07 x 3.15 x 3.15 (0.40 x 0.12 x 0.12)	0.5-4	250Vac	50
		5-5	250Vac	50
Supplemental micro fuses				
1206SF	3.1 x 1.55 x 0.55 (0.12 x 0.06 x 0.02)	1-1	63Vdc	50
		1.5- 1.5	63Vdc	50
1206SF(#) # is blank	0.64 (0.12 x 0.06 x 0.02 x 0.03)	20-30	32Vdc	300
		20-30	48Vdc	200
1206SF(*)	3.1 x 1.55 x 0.55 (0.12 x 0.06 x 0.02)	10.1- 15	32Vdc	150
		8-10	32Vdc	150

2410F (@)	6.1 x 2.5 x 2.5	0.2- 0.75	250Vac	35
------------------	--------------------	--------------	--------	----

	(0.24 x 0.10 x 0.10)			
		0.2-0.75	125Vdc	50
2410F(@)	6.1 x 2.5 x 2.5 (0.24 x 0.10 x 0.10)	1.0-5.0	250Vac	50
		1.0-5.0	125Vdc	50
2410H (@)	6.1 x 2.5 x 2.5 (0.24 x 0.10 x 0.10)	1.0-5.0	250Vac	50
		1.0-5.0	125Vdc	50
2410H (@)	6.1 x 2.5 x 2.5 (0.24 x 0.10 x 0.10)	0.2-0.75	250Vac	35
		0.2-0.75	125Vdc	50
6125SF (@)	6.0 x 2.5 x 2.5 (0.24 x 0.10 x 0.10)	12-20	65Vac	50
		12-20	65Vdc	50
6125SF (@)	6.0 x 2.5 x 2.5 (0.24 x 0.10 x 0.10)	0.4-10	125Vac	50
		0.4-10	160Vdc	50
		0.4-10	125Vdc	50
6125SF(@)	6.0 x 2.5 x 2.5 (0.24 x 0.10 x 0.10)	0.75-6.0	125Vac	50
		0.75-6.0	160Vdc	50
		0.75-6.0	125Vdc	50

6125SH (@)	6.0 x 2.5 x 2.5	12-20	65Vac	50
-------------------	-----------------	-------	-------	----

	(0.24 x 0.10 x 0.10)			
		12-20	65Vdc	50
6125SH (@)	6.0 x 2.5 x 2.5 (0.24 x 0.10 x 0.10)	0.75-6.0	125Vac	50
		0.75-6.0	160Vdc	50
		0.75-6.0	125Vdc	50
6125SH (@)	6.0 x 2.5 x 2.5 (0.24 x 0.10 x 0.10)	0.4-10	125Vac	50
		0.4-10	160Vdc	50
		0.4-10	125Vdc	50
F92, 1206T	3.2 x 1.6 (0.13 x 0.06)	0.8-0.8	63Vdc	50
		1-1	63Vdc	50
		1.25-1.75	63Vdc	50
		2-6	63Vdc	50
		6.3-10	63Vdc	50
		0.8-0.8	24Vdc	50
		0.8-0.8	32Vdc	50
		1-1	24Vdc	50
		1-1	32Vdc	50
		1.25-1.75	24Vdc	50
		1.25-1.75	32Vdc	50
		2-6	24Vdc	50
		2-6	32Vdc	50
		6.3-10	24Vdc	50
		6.3-10	32Vdc	50

F93, 1206F	3.2 x 1.6 x 0.6	0.5-0.8	125Vdc	50
-------------------	-----------------	---------	--------	----

	(0.13 x 0.06 x 0.02)			
		1-10	63Vdc	50
		1-10	24Vdc	50
		1-10	32Vdc	50
		0.5-0.8	24Vdc	50
		0.5-0.8	32Vdc	50
		0.5-0.8	63Vdc	50
J92, 0603T	1.6 x 0.8 x 0.6 (0.06 x 0.03 x 0.02)	1-1	32Vdc	50
		1.25-1.6	32Vdc	50
		1.75-1.75	32Vdc	50
		2-2.5	32Vdc	50
		3-3.5	32Vdc	50
		4-6	32Vdc	50
		1-1	24Vdc	50
		1.25-1.6	24Vdc	50
		1.75-1.75	24Vdc	50
		2-2.5	24Vdc	50
		3-3.5	24Vdc	50
		4-6	24Vdc	50
J93, 0603F	1.6 x 0.8 x 0.6 (0.06 x 0.03 x 0.02)	0.5-0.8	125Vdc	50
		1-6	63Vdc	50
		1-6	24Vdc	50
		1-6	32Vdc	50
		0.5-0.8	24Vdc	50
		0.5-0.8	32Vdc	50

		0.5-0.8	63Vdc	50
TSM	6.8 x 4 x 2.8 (0.27 x 0.16 x 0.11)	1-5	63Vdc	50
		1-5	125Vac	50
Supplemental micro fuses: filled-tube, surface mount, cartridge enclosed				
1032HB	10.25 x 3.38 x 3.38 (0.40 x 0.13 x 0.13)	1.25-1.25	250Vac	200
Supplemental micro fuses: pigtail leads				
2010	8.4 x 4.1 x 8.4 (0.33 x 0.16 x 0.33)	0.1-10	250Vac	130
		0.1-6.3	300Vac	50
		8-10	300Vac	100
FEP	3.7 x 8 (0.15 x 0.31)	0.25-2.5	250Vac	50
		3.15-6.3	250Vac	50
TBP	3.6 x 9.5 (0.14 x 0.37)	0.25-3.15	250Vac	35
		0.25-3.15	63Vdc	35
		4-6.3	250Vac	10x Ampere rating
		4-6.3	63Vdc	10x Ampere rating
TDP	3.6 x 9.5 (0.14 x 0.37)	0.25-3.15	250Vac	35
		4-6.3	250Vac	10xAmpere rating
TEP	3.7 x 8 (0.15 x 0.31)	0.25-3.15	250Vac	35
		4-6.3	250Vac	10 x Ampere Rating

Supplemental micro fuses: pigtail leads, filled-tube				
2020	8.4 x 4.1 x 8.4 (0.33 x 0.16 x 0.33)	0.1-10	250Vac	130


2000	8.3 x 7.8 (0.33 x 0.31)	0.1- 6.3	250Vac	100
		0.1- 6.3	300Vac	100
2020	8.4 x 4.1 x 5.3 (0.33 x 0.16 x 0.21)	0.1- 6.3	250Vac	160
		0.1- 6.3	300Vac	130
		0.1- 6.3	400Vac	50
Supplemental micro fuses: surface mount				
0402F	1.1 x 0.5 x 0.4 (0.04 x 0.02 x 0.02)	0.1-4	32Vdc	35
0402FA	1 x 0.51 x 0.4 (0.04 x 0.02 x 0.02)	0.5-2	35Vdc	32
		0.5-2	32Vdc	35
		0.5-2	35Vdc	32
		0.5-2	32Vdc	35
		3-3	35Vdc	32
		3-3	32Vdc	35
		3-3	35Vdc	32
		3-3	32Vdc	35
		4-5	35Vdc	32
		4-5	32Vdc	35
		4-5	35Vdc	32
		4-5	32Vdc	35
1206HC	3.3 x 1.7 x 0.82 (0.13 x 0.07 x 0.03)	12-15	35Vdc	150
		20-20	48Vdc	200
		25-40	48Vdc	200
Supplemental micro fuses: surface mount, cartridge enclosed				

2410LT	6.4 x 2.6 x 2.6	0.5- 6.3	250Vac	50
---------------	--------------------	-------------	--------	----

	(0.25 x 0.10 x 0.10)			
		0.5-6.3	125Vdc	80

(!) - ("XXX" represents current rating, i.e, 0.1 - 20)

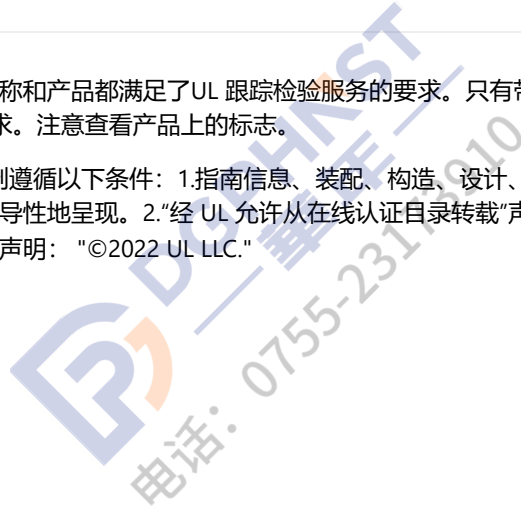
(@) - followed by A,G,S or blank,and followed by F or blank.

Marking: Company name or tradename "Walter" or trademark  and model designation.

Last Updated on 2022-09-15

并不是所有出现在本数据库中的公司名称和产品都满足了UL 跟踪检验服务的要求。只有带有 UL 标志的产品，才应该被视为经过 UL 认证，并满足UL 跟踪检验服务的要求。注意查看产品上的标志。

UL 允许在线认证目录中所含材料的复制遵循以下条件：1.指南信息、装配、构造、设计、系统和/或认证（文件）必须在不篡改任何数据（或图纸）的情况下完整且无误导性地呈现。2.“经 UL 允许从在线认证目录转载”声明必须出现在所摘取材料的邻近位置。此外，转载材料必须包含以下格式的版权声明：“©2022 UL LLC.”



JDYX8.E56092 - Fuses, Supplemental Certified for Canada - Component

Fuses, Supplemental Certified for Canada - Component

SUZHOU WALTER ELECTRONIC CO LTD

NO.99 Xinli Road
Fenhu Technic Development Zone
Wujiang, Jiangsu 215211 China

E56092

Cat. No.	Size mm(in)	Amps (A)	Volts (V)	Interrupting Rating (A)
Supplemental fuses				
MTG	6.35 x 31.75 (0.25 x 1.25)	10-20	250Vac	300
Supplemental fuses: cartridge enclosed				
FSD	5 x 20 (0.20 x 0.79)	0.2- 3.15	250Vac	35
		4-15	250Vac	10x Ampere rating
		0.2- 6.3	125Vdc	35
		0.2- 6.3	125Vac	10000
MGF	6.35 x 31.5 (0.25 x 1.24)	0.125- 10	125Vac	10000
		3.6-10	250Vac	200
SGF	5.2 x 20 (0.20 x 0.79)	0.25- 0.8	125Vac	10000
		0.25- 0.8	250Vac	35
		1-3.5	125Vac	10000
		1-3.5	250Vac	100
		4-7	125Vac	10000
TMD	5 x 20 (0.20 x 0.79)	0.1- 3.5	250Vac	35
		0.1- 6.3	125Vdc	35

		0.1-6.3	125Vac	10000
		3.6-6.3	250Vac	10x Ampere rating
		8-15	125Vac	10x Ampere rating
		8-15	250Vac	10x Ampere rating
TME	5.2 x 20 (0.20 x 0.79)	0.1-16	250Vac	150
TSD	5 x 20 (0.20 x 0.79)	0.1-3.5	250Vac	35
		3.6-6.3	250Vac	10x Ampere rating
		0.1-6.3	125Vac	10000
		0.1-6.3	125Vdc	35

Supplemental fuses: filled-tube

WM40	6.3 x 31.75 (0.25 x 1.25)	0.1-50	250Vac	1000
		0.1-30	660Vac	1000
		0.1-30	660Vdc	1000
		0.1-12	600Vdc	10000
		0.1-12	1000Vdc	10000
		0.1-50	150Vdc	1000
		0.1-12	600Vac	10000
		0.1-12	1000Vac	10000
		0.1-30	400Vac	1000
		0.1-30	400Vdc	1000
		0.1-12	300Vac	10000
		0.1-12	300Vdc	10000
WM55-XX XX represents rated current	6.3 x 31.75 (0.25 x 1.25)	0.1-50	250Vac	1000

		0.1-30	660Vac	1000
--	--	--------	--------	------

		0.1-30	660Vdc	1000
		0.1-12	600Vdc	10000
		0.1-12	1000Vdc	10000
		0.1-50	150Vdc	1000
		0.1-12	600Vac	10000
		0.1-12	1000Vac	10000
		0.1-30	400Vac	1000
		0.1-30	400Vdc	1000
		0.1-12	300Vac	10000
		0.1-12	300Vdc	10000
WM55-XXP XX represents rated current	6.3 x 31.75 (0.25 x 1.25)	0.1-50	250Vac	1000
		0.1-30	660Vac	1000
		0.1-30	660Vdc	1000
		0.1-12	600Vdc	10000
		0.1-12	1000Vdc	10000
		0.1-50	150Vdc	1000
		0.1-12	600Vac	10000
		0.1-12	1000Vac	10000
		0.1-30	400Vac	1000
		0.1-30	400Vdc	1000
		0.1-12	300Vac	10000
		0.1-12	300Vdc	10000
WM70	6.3 x 25.4 (0.25 x 1.00)	0.1-20	250Vac	10000
		0.1-20	400Vdc	2000
		0.1-30	400Vdc	300
		0.1-50	75Vdc	2500
WM70. xxxP (xxx will be 0.1-50)	6.3 x 25.4 (0.25 x 1.00)	0.1-20	250Vac	10000
		0.1-20	400Vdc	2000
		0.1-30	400Vdc	300
		0.1-50	75Vdc	2500
WN10	-	0.1-20	600Vac	200
		0.1-20	500Vdc	300
		0.1-12	600Vdc	10000

		0.1-10	400Vdc	2000
		0.1-1	600Vac	1000
WN20	-	0.1-20	600Vac	200
		0.1-20	500Vdc	300
		0.1-10	400Vdc	2000
		0.1-1	600Vac	1000
WN30	-	0.1-20	600Vac	200
		0.1-20	500Vdc	300
		0.1-10	400Vdc	2000
		0.1-1	600Vac	1000
Supplemental fuses: filled-tube, cartridge enclosed				
FHC	5.2 x 20 (0.20 x 0.79)	8-25	420Vac	300
		8-25	420Vdc	300
FSC	5 x 20 (0.20 x 0.79)	0.25- 6.3	125Vac	10000
		0.25- 15	250Vac	1500
		0.25- 6.3	125Vdc	35
MHC followed by 0.1, 0.2, 0.25, 0.315, 0.4, 0.5, 0.6, 0.75, 0.8, 1, 1.5, 2, 2.5, 3, 4, 5, 6.3, 7, 8, 10, 12, 15, 20, 25 or 30	6.4 x 31.75 (0.25 x 1.25)	0.1-30	500Vac	1000
		0.1-30	500Vdc	1000
		0.1-30	500Vac	30K
		0.1-30	500Vdc	20K
MTC	6.35 x 31.75 (0.25 x 1.25)	15-20	250Vac	1500
		25-30	250Vac	500
TSC	5 x 20 (0.20 x 0.79)	0.2- 6.3	250Vac	1500
		0.2- 6.3	125Vac	10000
		0.2- 6.3	125Vdc	35
		8-10	250Vac	1500
		12-20	250Vac	1500

WM45-XX XX represents rated current	6.4 x 31.75 (0.25 x 1.25)	0.1-30	500Vac	1000
--	------------------------------	--------	--------	------

		0.1-30	500Vdc	1000
		0.1-30	500Vac	30K
		0.1-30	500Vdc	20K
		0.1-30	420Vac	1000
		0.1-30	420Vdc	1000
		0.1-30	420Vac	30k
		0.1-30	420Vdc	20k
		0.1-30	300Vdc	20k
Supplemental fuses: pigtail leads				
2040	12 x 9.5 x 6.5 (0.47 x 0.37 x 0.26)	0.8-4	250Vac	150
		0.8-4	300Vac	100
		5-6.3	250Vac	150
		5-6.3	300Vac	100
		0.8-4	250Vac	150
		0.8-4	300Vac	100
		5-6.3	250Vac	150
		5-6.3	300Vac	100
		0.8-4	250Vac	150
		0.8-4	300Vac	100
		5-6.3	250Vac	150
		5-6.3	300Vac	100
		0.8-4	250Vac	150
		0.8-4	300Vac	100
		5-6.3	250Vac	150
		5-6.3	300Vac	100
TNP	3.3 x 8.5 (0.13 x 0.33)	0.25-5	250Vac	50
		0.25-5	250Vac	50
		0.25-5	250Vac	50
		0.25-5	250Vac	50

		6.3- 6.3	250Vac	63
--	--	-------------	--------	----

		6.3-6.3	250Vac	63
		6.3-6.3	250Vac	63
		6.3-6.3	250Vac	63
Supplemental fuses: pigtail leads, cartridge enclosed				
FDP	3.6 x 10 (0.14 x 0.39)	0.5-3.15	250Vac	35
		4-4	250Vac	40
		5-5	250Vac	50
		6.3-6.3	250Vac	63
FSD+P	5 x 20 (0.20 x 0.79)	0.2-3.15	250Vac	35
		4-6.3	250Vac	10x Ampere rating
		0.2-6.3	125Vdc	35
		0.2-0.8	125Vac	10000
		8-15	125Vac	10x Ampere rating
		8-15	250Vac	10x Ampere rating
		1-6.3	125Vac	10000
MFP	6.35 x 31.5 (0.25 x 1.24)	0.125-10	125Vac	10000
		3.6-10	250Vac	200
SFP	5.2 x 20 (0.20 x 0.79)	0.25-0.8	125Vac	10000
		0.25-0.8	250Vac	35
		1-3.5	125Vac	10000
		1-3.5	250Vac	100
		4-7	125Vac	10000
TMD+P	5 x 20 (0.20 x 0.79)	0.1-3.5	250Vac	35

		0.1-6.3	125Vdc	35
		0.1-6.3	125Vac	10000
		3.6-6.3	250Vac	10x Ampere rating
		8-15	125Vac	10x Ampere rating
		8-15	250Vac	10x Ampere rating
TME+P	6 x 24 (0.24 x 0.94)	0.1-16	250Vac	150
TSD+P	5 x 20 (0.20 x 0.79)	0.1-3.5	250Vac	35
		3.6-6.3	250Vac	10x Ampere rating
		0.1-6.3	125Vac	10000
		0.1-6.3	125Vdc	35
Supplemental fuses: pigtail leads, filled-tube				
MTPP	6.76 x 32.8 (0.27 x 1.29)	40-50	250Vac	1000
		40-50	250Vac	300
WM10 followed by 0.1 to 50, followed by P	6.3 x 31.75 (0.25 x 1.25)	0.1-50	250Vac	1000
		0.1-30	660Vac	1000
		0.1-30	660Vdc	1000
		0.1-12	600Vdc	10000
		0.1-12	1000Vdc	10000
		0.1-50	150Vdc	1000
		0.1-12	600Vac	10000
		0.1-12	1000Vac	10000
		0.1-30	400Vac	1000
		0.1-30	400Vdc	1000
		0.1-12	300Vac	10000
		0.1-12	300Vdc	10000

		0.1-12	300Vdc	10000
WM20 followed by 0.1 to 50, followed by P	6.3 x 31.75 (0.25 x 1.25)	0.1-50	250Vac	1000
		0.1-30	660Vac	1000
		0.1-30	660Vdc	1000
		0.1-12	600Vdc	10000
		0.1-12	1000Vdc	10000
		0.1-50	150Vdc	1000
		0.1-12	600Vac	10000
		0.1-12	1000Vac	10000
		0.1-30	400Vac	1000
		0.1-30	400Vdc	1000
		0.1-12	300Vac	10000
		0.1-12	300Vdc	10000
WM30 followed by 0.1 to 50, followed by P	6.3 x 31.75 (0.25 x 1.25)	0.1-50	250Vac	1000
		0.1-30	660Vac	1000
		0.1-30	660Vdc	1000
		0.1-12	600Vdc	10000
		0.1-12	1000Vdc	10000
		0.1-50	150Vdc	1000
		0.1-12	600Vac	10000
		0.1-12	1000Vac	10000
		0.1-30	400Vac	1000
		0.1-30	400Vdc	1000
		0.1-12	300Vac	10000
		0.1-12	300Vdc	10000
WM40 followed by 0.1 to 50, followed by P	6.3 x 31.75 (0.25 x 1.25)	0.1-50	250Vac	1000
		0.1-30	660Vac	1000
		0.1-30	660Vdc	1000
		0.1-12	600Vdc	10000
		0.1-12	1000Vdc	10000
		0.1-50	150Vdc	1000
		0.1-12	600Vac	10000
		0.1-12	1000Vac	10000
		0.1-12	1000Vdc	10000

		0.1-12	1000Vac	10000
		0.1-30	400Vac	1000
		0.1-30	400Vdc	1000
		0.1-12	300Vac	10000
		0.1-12	300Vdc	10000
WM50 followed by 0.1 to 50, followed by P	6.3 x 31.75 (0.25 x 1.25)	0.1-50	250Vac	1000
		0.1-30	660Vac	1000
		0.1-30	660Vdc	1000
		0.1-12	600Vdc	10000
		0.1-12	1000Vdc	10000
		0.1-50	150Vdc	1000
		0.1-12	600Vac	10000
		0.1-12	1000Vac	10000
		0.1-30	400Vac	1000
		0.1-30	400Vdc	1000
		0.1-12	300Vac	10000
		0.1-12	300Vdc	10000
WN10.XXXP (!), WN20.XXXP (!), WN30.XXXP (!)	-	0.1-20	600Vac	200
		0.1-20	500Vdc	300
		0.1-10	400Vdc	2000
		0.1-1	600Vac	1000
Supplemental fuses: pigtail leads, filled-tube, cartridge enclosed				
FHP	5.9 x 21.5 (0.23 x 0.85)	8-25	420Vac	300
		8-25	420Vdc	300
FSC(P)	5 x 20 (0.20 x 0.79)	0.5- 6.3	250Vac	10000
FSC+P	5 x 20 (0.20 x 0.79)	0.25- 6.3	125Vac	10000
		0.25- 15	250Vac	1500
		0.25- 6.3	125Vdc	35

MHP followed by 0.1, 0.2, 0.25, 0.315, 0.4, 0.5, 0.6, 0.75, 0.8, 1, 1.5, 2, 2.5, 3, 4, 5, 6.3, 7, 8, 10, 12, 15, 20, 25 or 30	6.76 x 32.8 (0.27 x 1.29)	0.1-30	500Vac	1000
--	------------------------------	--------	--------	------

		0.1-30	500Vdc	1000
		0.1-30	500Vac	30K
		0.1-30	500Vdc	20K
MTP	6.35 x 31.75 (0.25 x 1.25)	15-20	250Vac	1500
		25-30	250Vac	500
MTT	6.83 x 32.75 (0.27 x 1.29)	15-30	250Vac	1000
		15-20	250Vac	1500
TSC+P	5 x 20 (0.20 x 0.79)	0.2- 6.3	250Vac	1500
		0.2- 6.3	125Vac	10000
		0.2- 6.3	125Vdc	35
		8-10	250Vac	1500
		12-20	250Vac	1500
TSS+P	5.6 x 19.5 (0.22 x 0.77)	3.15- 3.15	125Vac	10000
		4-4	125Vac	10000
		3.15- 3.15	250Vac	1500
		4-4	250Vac	1500
		3.15- 3.15	125Vdc	35
		4-4	125Vdc	35
WM45-XX XX represents rated current	6.76 x 32.8 (0.27 x 1.29)	0.1-30	500Vac	1000
		0.1-30	500Vdc	1000
		0.1-30	500Vac	30K
		0.1-30	500Vdc	20K
		0.1-30	420Vac	1000
		0.1-30	420Vdc	1000
		0.1-30	420Vac	30k
		0.1-30	420Vdc	20K
		0.1-30	300Vdc	20K
WN40-XX XX represents rated current	5.54 x 21.1 (0.22 x 0.83)	0.1-10	300Vac	3000

		0.1-10	300Vdc	3000
		0.1-30	300Vdc	300
		0.1-30	300Vac	300
WN40-XXP XX represents rated current	5.54 x 21.1 (0.22 x 0.83)	0.1-10	300Vac	3000
		0.1-10	300Vdc	3000
		0.1-30	300Vdc	300
		0.1-30	300Vac	300
Supplemental fuses: surface mount, cartridge enclosed				
1032SF, 1032SS	10.3 x 3.2 x 3.2 (0.41 x 0.13 x 0.13)	20-60	250Vac	100
		20-60	65Vac	300
		40-60	72Vdc	180
		40-60	60Vdc	600
		20-30	100Vdc	300
		20-30	72Vdc	500
		20-30	32Vdc	1000
1032ST	10.07 x 3.15 x 3.15 (0.40 x 0.12 x 0.12)	0.5-4	250Vac	50
		5-5	250Vac	50
Supplemental micro fuses				
1206SF	3.1 x 1.55 x 0.55 (0.12 x 0.06 x 0.02)	1-1	63Vdc	50
		1.5- 1.5	63Vdc	50
1206SF(#) # is blank	0.64 (0.12 x 0.06 x 0.02 x 0.03)	20-30	32Vdc	300
		20-30	48Vdc	200
1206SF(*)	3.1 x 1.55 x 0.55 (0.12 x 0.06 x 0.02)	10.1- 15	32Vdc	150
		8-10	32Vdc	150

2410F (@)	6.1 x 2.5 x 2.5 (0.24 x 0.10 x 0.10)	0.2- 0.75	250Vac	35
		0.2- 0.75	125Vdc	50
2410F(@)	6.1 x 2.5 x 2.5 (0.24 x 0.10 x 0.10)	1.0- 5.0	250Vac	50
		1.0- 5.0	125Vdc	50
2410H (@)	6.1 x 2.5 x 2.5 (0.24 x 0.10 x 0.10)	1.0- 5.0	250Vac	50
		1.0- 5.0	125Vdc	50
2410H (@)	6.1 x 2.5 x 2.5 (0.24 x 0.10 x 0.10)	0.2- 0.75	250Vac	35
		0.2- 0.75	125Vdc	50
6125SF (@)	6.0 x 2.5 x 2.5 (0.24 x 0.10 x 0.10)	12-20	65Vac	50
		12-20	65Vdc	50
6125SF (@)	6.0 x 2.5 x 2.5 (0.24 x 0.10 x 0.10)	0.4-10	125Vac	50
		0.4-10	160Vdc	50
		0.4-10	125Vdc	50
6125SF(@)	6.0 x 2.5 x 2.5 (0.24 x 0.10 x 0.10)	0.75- 6.0	125Vac	50
		0.75- 6.0	160Vdc	50
		0.75- 6.0	125Vdc	50

6125SH (@)	6.0 x 2.5 x 2.5	12-20	65Vac	50
-------------------	--------------------	-------	-------	----

	(0.24 x 0.10 x 0.10)			
		12-20	65Vdc	50
6125SH (@)	6.0 x 2.5 x 2.5 (0.24 x 0.10 x 0.10)	0.75-6.0	125Vac	50
		0.75-6.0	160Vdc	50
		0.75-6.0	125Vdc	50
6125SH (@)	6.0 x 2.5 x 2.5 (0.24 x 0.10 x 0.10)	0.4-10	125Vac	50
		0.4-10	160Vdc	50
		0.4-10	125Vdc	50
F92, 1206T	3.2 x 1.6 (0.13 x 0.06)	0.8-0.8	63Vdc	50
		1-1	63Vdc	50
		1.25-1.75	63Vdc	50
		2-6	63Vdc	50
		6.3-10	63Vdc	50
		0.8-0.8	24Vdc	50
		0.8-0.8	32Vdc	50
		1-1	24Vdc	50
		1-1	32Vdc	50
		1.25-1.75	24Vdc	50
		1.25-1.75	32Vdc	50
		2-6	24Vdc	50
		2-6	32Vdc	50
		6.3-10	24Vdc	50
		6.3-10	32Vdc	50

F93, 1206F	3.2 x 1.6 x 0.6	0.5-0.8	125Vdc	50
-------------------	-----------------	---------	--------	----

	(0.13 x 0.06 x 0.02)			
		1-10	63Vdc	50
		1-10	24Vdc	50
		1-10	32Vdc	50
		0.5-0.8	24Vdc	50
		0.5-0.8	32Vdc	50
		0.5-0.8	63Vdc	50
J92, 0603T	1.6 x 0.8 x 0.6 (0.06 x 0.03 x 0.02)	1-1	32Vdc	50
		1.25-1.6	32Vdc	50
		1.75-1.75	32Vdc	50
		2-2.5	32Vdc	50
		3-3.5	32Vdc	50
		4-6	32Vdc	50
		1-1	24Vdc	50
		1.25-1.6	24Vdc	50
		1.75-1.75	24Vdc	50
		2-2.5	24Vdc	50
		3-3.5	24Vdc	50
		4-6	24Vdc	50
J93, 0603F	1.6 x 0.8 x 0.6 (0.06 x 0.03 x 0.02)	0.5-0.8	125Vdc	50
		1-6	63Vdc	50
		1-6	24Vdc	50
		1-6	32Vdc	50
		0.5-0.8	24Vdc	50
		0.5-0.8	32Vdc	50

		0.5-0.8	63Vdc	50
TSM	6.8 x 4 x 2.8 (0.27 x 0.16 x 0.11)	1-5	63Vdc	50
		1-5	125Vac	50
Supplemental micro fuses: filled-tube, surface mount, cartridge enclosed				
1032HB	10.25 x 3.38 x 3.38 (0.40 x 0.13 x 0.13)	1.25-1.25	250Vac	200
Supplemental micro fuses: pigtail leads				
2010	8.4 x 4.1 x 8.4 (0.33 x 0.16 x 0.33)	0.1-10	250Vac	130
		0.1-6.3	300Vac	50
		8-10	300Vac	100
FEP	3.7 x 8 (0.15 x 0.31)	0.25-2.5	250Vac	50
		3.15-6.3	250Vac	50
TBP	3.6 x 9.5 (0.14 x 0.37)	0.25-3.15	250Vac	35
		0.25-3.15	63Vdc	35
		4-6.3	250Vac	10x Ampere rating
		4-6.3	63Vdc	10x Ampere rating
TDP	3.6 x 9.5 (0.14 x 0.37)	0.25-3.15	250Vac	35
		4-6.3	250Vac	10xAmpere rating
TEP	3.7 x 8 (0.15 x 0.31)	0.25-3.15	250Vac	35
		4-6.3	250Vac	10 x Ampere Rating

Supplemental micro fuses: pigtail leads, filled-tube

2000	2.2 x 7.0	0.1	250V	100
------	-----------	-----	------	-----

2000	8.3 x 7.8 (0.33 x 0.31)	0.1- 6.3	250Vac	100
		0.1- 6.3	300Vac	100
2020	8.4 x 4.1 x 5.3 (0.33 x 0.16 x 0.21)	0.1- 6.3	250Vac	160
		0.1- 6.3	300Vac	130
		0.1- 6.3	400Vac	50
Supplemental micro fuses: surface mount				
0402F	1.1 x 0.5 x 0.4 (0.04 x 0.02 x 0.02)	0.1-4	32Vdc	35
0402FA	1 x 0.51 x 0.4 (0.04 x 0.02 x 0.02)	0.5-2	35Vdc	32
		0.5-2	32Vdc	35
		0.5-2	35Vdc	32
		0.5-2	32Vdc	35
		3-3	35Vdc	32
		3-3	32Vdc	35
		3-3	35Vdc	32
		3-3	32Vdc	35
		4-5	35Vdc	32
		4-5	32Vdc	35
		4-5	35Vdc	32
		4-5	32Vdc	35
1206HC	3.3 x 1.7 x 0.82 (0.13 x 0.07 x 0.03)	12-15	35Vdc	150
		20-20	48Vdc	200
		25-40	48Vdc	200
Supplemental micro fuses: surface mount, cartridge enclosed				


2410LT	6.4 x 2.6 x 2.6	0.5- 6.3	250Vac	50
---------------	--------------------	-------------	--------	----

	(0.25 x 0.10 x 0.10)			
		0.5-6.3	125Vdc	80

(!) - ("XXX" represents current rating, i.e, 0.1 - 20)

(@) - followed by A,G,S or blank,and followed by F or blank.

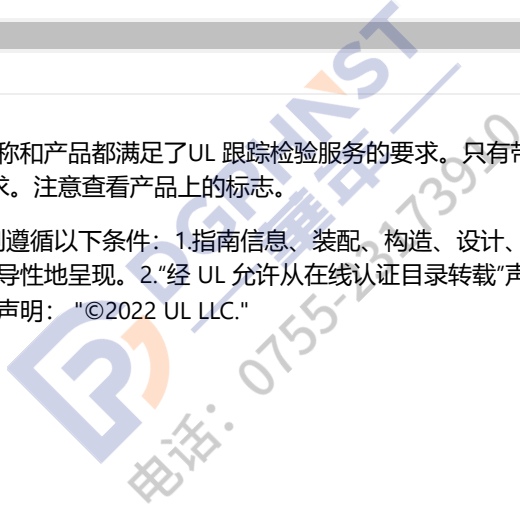
Marking: Company name or tradename "Walter" or trademark , model designation and the Recognized Component

Mark for Canada, 

Last Updated on 2022-09-15

并不是所有出现在本数据库中的公司名称和产品都满足了UL 跟踪检验服务的要求。只有带有 UL 标志的产品，才应该被视为经过 UL 认证，并满足UL 跟踪检验服务的要求。注意查看产品上的标志。

UL 允许在线认证目录中所含材料的复制遵循以下条件：1.指南信息、装配、构造、设计、系统和/或认证（文件）必须在不篡改任何数据（或图纸）的情况下完整且无误导性地呈现。2.“经 UL 允许从在线认证目录转载”声明必须出现在所摘取材料的邻近位置。此外，转载材料必须包含以下格式的版权声明：“©2022 UL LLC.”



ZEICHENGENEHMIGUNG MARKS APPROVAL

Suzhou Walter Electronic
Co. Ltd.
Fenhu Technic Development Zone
215211 LUXU TOWN, WUJIANG CITY
Jiangsu
CHINA

ist berechtigt, für ihr Produkt /
is authorized to use for their product

G-Sicherungseinsatz
Cartridge fuse-link

die hier abgebildeten markenrechtlich geschützten Zeichen
für die ab Blatt 2 aufgeführten Typen zu benutzen /
the legally protected Marks as shown below for the types referred to on page 2 ff.



Geprüft und zertifiziert nach /
Tested and certified according to

DIN EN 60127-1 (VDE 0820-1):2015-12; EN 60127-1:2006+A1:2011+A2:2015
DIN EN 60127-2 (VDE 0820-2):2015-07; EN 60127-2:2014
IEC 60127-1:2006
IEC 60127-1:2006/AMD1:2011
IEC 60127-1:2006/AMD2:2015
IEC 60127-2:2014

VDE Prüf- und Zertifizierungsinstitut GmbH
VDE Testing and Certification Institute
Zertifizierungsstelle / Certification

M. Tasotti

VDE Zertifikate sind nur gültig bei Veröffentlichung unter:
VDE certificates are valid only when published on:

VDE

Aktenzeichen: 5000410-1170-0026 / 253496

File ref.:

Ausweis-Nr. 40016929

Blatt 1

Certificate No.

Page

Weitere Bedingungen siehe Rückseite und Folgeblätter /
further conditions see overleaf and following pages

Offenbach, 2006-02-22

(letzte Änderung / updated 2018-11-29)

<http://www.vde.com/zertifikat>

<http://www.vde.com/certificate>



Name und Sitz des Genehmigungs-Inhabers / *Name and registered seat of the Certificate holder*

Suzhou Walter Electronic Co. Ltd., Fenu Technic Development Zone, 215211 LUXU TOWN, WUJIANG CITY,
Jiangsu, CHINA

Aktenzeichen / *File ref.*

5000410-1170-0026 / 253496 / TL3 / EUL

letzte Änderung / *updated*

2018-11-29

Datum / *Date*

2006-02-22

Dieses Blatt gilt nur in Verbindung mit Blatt 1 des Zeichengenehmigungsausweises Nr. 40016929.

This supplement is only valid in conjunction with page 1 of the Certificate No. 40016929.

G-Sicherungseinsatz Cartridge fuse-link

Typ(en) / *Type(s)*

FSD-Serie(s)

Bemessungsspannung
Rated voltage

AC 250 V / AC 125 V (8 A; 10 A)
AC 250 V (200 mA - 6,3 A)

Bemessungsstrom
Rated current

200 mA; 250 mA; 315 mA; 400 mA; 500 mA;
630 mA; 800 mA; 1 A; 1,25 A; 1,6 A; 2 A;
2,5 A; 3,15 A; 4 A; 5 A; 6,3 A; 8 A; 10 A

Normblatt
Standard sheet

2

Kennzeichnung der Charakteristik
Characteristic symbol

F

Zeit/Strom-Charakteristik
Time/current-characteristic

flik
quick-acting

Maße in mm
Dimension in mm

5 x 20

Kennzeichnung des Ausschaltvermögens
Breaking capacity symbol

L

Bemessungsausschaltvermögen
Rated breaking capacity

35 A bzw. 10 x In
35 A resp. 10 x In

Fortsetzung siehe Blatt 3 /
continued on page 3

VDE Prüf- und Zertifizierungsinstitut Zeichengenehmigung

Ausweis-Nr. / Blatt /
Certificate No. / Page
40016929 3

Name und Sitz des Genehmigungs-Inhabers / *Name and registered seat of the Certificate holder*

Suzhou Walter Electronic Co. Ltd., Fenu Technic Development Zone, 215211 LUXU TOWN, WUJIANG CITY,
Jiangsu, CHINA

Aktenzeichen / *File ref.*

5000410-1170-0026 / 253496 / TL3 / EUL

letzte Änderung / *updated*

2018-11-29

Datum / *Date*

2006-02-22

Dieses Blatt gilt nur in Verbindung mit Blatt 1 des Zeichengenehmigungsausweises Nr. 40016929.

This supplement is only valid in conjunction with page 1 of the Certificate No. 40016929.

Anmerkung
Remark

Wahlweise mit Drahtanschlüssen.
Optional with lead wires (pigtailed).

Dieser Zeichengenehmigungs-Ausweis bildet eine Grundlage für die EG-Konformitätserklärung und CE-Kennzeichnung durch den Hersteller oder dessen Bevollmächtigten und bescheinigt die Konformität mit den grundlegenden Schutzanforderungen der **EG-Niederspannungsrichtlinie 2014/35/EU**.

*This Marks Approval is a basis for the EC Declaration of Conformity and the CE Marking by the manufacturer or his agent and proves the conformity with the essential safety requirements of the **EC Low-Voltage Directive 2014/35/EU**.*

VDE Prüf- und Zertifizierungsinstitut GmbH
VDE Testing and Certification Institute
Fachgebiet TL3
Section TL3

VDE Prüf- und Zertifizierungsinstitut Zeichengenehmigung

Ausweis-Nr. / Beiblatt /
Certificate No. Supplement
40016929

Name und Sitz des Genehmigungs-Inhabers / *Name and registered seat of the Certificate holder*

Suzhou Walter Electronic Co. Ltd., Fenu Technic Development Zone, 215211 LUXU TOWN, WUJIANG CITY,
Jiangsu, CHINA

Aktenzeichen / *File ref.*

5000410-1170-0026 / 253496 / TL3 / EUL

letzte Änderung / *updated*

2018-11-29

Datum / *Date*

2006-02-22

Dieses Beiblatt ist Bestandteil des Zeichengenehmigungsausweises Nr. 40016929.

This supplement is part of the Certificate No. 40016929.

G-Sicherungseinsatz

Cartridge fuse-link

Fertigungsstätte(n)

Place(s) of manufacture

Referenz/*Reference*

30006375

Dongguan Walter Electric Co., Ltd.

Yan Tian, Feng Gang Town

523702 DONGGUAN CITY

Guangdong

CHINA

Referenz/*Reference*

30011941

Suzhou Walter Electronic

Co. Ltd.

Fenu Technic Development Zone

215211 LUXU TOWN, WUJIANG CITY

Jiangsu

CHINA

VDE Prüf- und Zertifizierungsinstitut GmbH

VDE Testing and Certification Institute

Fachgebiet TL3

Section TL3

VDE Prüf- und Zertifizierungsinstitut Zeichengenehmigung

Ausweis-Nr. / Infoblatt /
Certificate No. / Info sheet
40016929

Name und Sitz des Genehmigungs-Inhabers / Name and registered seat of the Certificate holder

Suzhou Walter Electronic Co. Ltd., Fenuh Technic Development Zone, 215211 LUXU TOWN, WUJIANG CITY,
Jiangsu, CHINA

Aktenzeichen / File ref.

5000410-1170-0026 / 253496 / TL3 / EUL

letzte Änderung / updated

2018-11-29

Datum / Date

2006-02-22

Dieses Blatt gilt nur in Verbindung mit Blatt 1 des Zeichengenehmigungsausweises Nr. 40016929.

This supplement is only valid in conjunction with page 1 of the Certificate No. 40016929.

Genehmigung zum Benutzen des auf Seite 1 abgebildeten markenrechtlich geschützten Zeichens des VDE:

Grundlage für die Benutzung sind die Allgemeinen Geschäftsbedingungen (AGB) der VDE Prüf- und Zertifizierungsinstitut GmbH (www.vde.com\AGB-Institut). Das Recht zur Benutzung erstreckt sich nur auf die bezeichnete Firma mit den genannten Fertigungsstätten und die oben aufgeführten Produkte mit den zugeordneten Bezeichnungen. Die Fertigungsstätte muss so eingerichtet sein, dass eine gleichmäßige Herstellung der geprüften und zertifizierten Ausführung gewährleistet ist.

Die Genehmigung ist so lange gültig wie die VDE-Bestimmungen gelten, die der Zertifizierung zugrunde gelegen haben, sofern sie nicht auf Grund anderer Bedingungen aus der VDE Prüf- und Zertifizierungsordnung (PM102) zurückgezogen werden muss.

Der Gültigkeitszeitraum einer VDE-GS-Zeichengenehmigung kann auf Antrag verlängert werden. Bei gesetzlichen und / oder normativen Änderungen kann die VDE-GS-Zeichengenehmigung ihre Gültigkeit zu einem früheren als dem angegebenen Datum verlieren.

Produkte, die das Biozid Dimethylfumarat (DMF) enthalten, dürfen gemäß der Kommissionsentscheidung 2009/251/EG nicht mehr in den Verkehr gebracht oder auf dem Markt bereitgestellt werden.

Der VDE-Zeichengenehmigungsausweis wird ausschließlich auf der ersten Seite unterzeichnet.

Approval to use the legally protected Mark of the VDE as shown on the first page:

Basis for the use are the general terms and conditions of the VDE Testing and Certification Institute (www.vde.com\terms-institute). The right to use the mark is granted only to the mentioned company with the named places of manufacture and the listed products with the related type references. The place of manufacture shall be equipped in a way that a constant manufacturing of the certified construction is assured.

The approval is valid as long as the VDE specifications are in force, on which the certification is based on, unless it is withdrawn according to the VDE Testing and Certification Procedure (PM102E).

The validity period of a VDE-GS-Mark Approval may be prolonged on request. In case of changes in legal and / or normative requirements, the validity period of a VDE-GS-Mark Approval may be shortened.

Products containing the biocide dimethylfumarate (DMF) may not be marketed or made available on the EC market according to the Commission Decision 2009/251/EC.

The approval is solely signed on the first page.

GUTACHTEN MIT FERTIGUNGSÜBERWACHUNG CERTIFICATE OF CONFORMITY WITH FACTORY SURVEILLANCE

Suzhou Walter Electronic
Co. Ltd.
Fenhu Technic Development Zone
215211 LUXU TOWN, WUJIANG CITY
Jiangsu
CHINA

ist berechtigt, für ihr Produkt /
is authorized to use for their product

G-Sicherungseinsatz
Cartridge fuse-link

die hier abgebildeten markenrechtlich geschützten Zeichen
für die ab Blatt 2 aufgeführten Typen zu benutzen /
the legally protected Marks as shown below for the types referred to on page 2 ff.



REG B632 oder/or



oder/or VDE-REG B632

REG B632

Geprüft und zertifiziert nach /
Tested and certified according to

DIN EN 60127-1 (VDE 0820-1):2015-12; EN 60127-1:2006+A1:2011+A2:2015
DIN EN 60127-2 (VDE 0820-2):2015-07; EN 60127-2:2014
IEC 60127-1:2006
IEC 60127-1:2006/AMD1:2011
IEC 60127-1:2006/AMD2:2015
IEC 60127-2:2014

Aktenzeichen: 5000410-1170-0026 / 253497

File ref.:

Ausweis-Nr. 40016932

Blatt 1

Certificate No.

Page

Weitere Bedingungen siehe Rückseite und Folgeblätter /
further conditions see overleaf and following pages

Offenbach, 2006-02-22

(letzte Änderung / updated 2018-11-29)

VDE Prüf- und Zertifizierungsinstitut GmbH
VDE Testing and Certification Institute
Zertifizierungsstelle / Certification

M. Tasotti

VDE Zertifikate sind nur gültig bei Veröffentlichung unter:
VDE certificates are valid only when published on:

<http://www.vde.com/zertifikat>
<http://www.vde.com/certificate>

Name und Sitz des Genehmigungs-Inhabers / *Name and registered seat of the Certificate holder*

Suzhou Walter Electronic Co. Ltd., Fenu Technic Development Zone, 215211 LUXU TOWN, WUJIANG CITY,
Jiangsu, CHINA

Aktenzeichen / *File ref.*

5000410-1170-0026 / 253497 / TL3 / EUL

letzte Änderung / *updated*

2018-11-29

Datum / *Date*

2006-02-22

Dieses Blatt gilt nur in Verbindung mit Blatt 1 des Gutachtens mit Fertigungsüberwachung Nr. 40016932.

This supplement is only valid in conjunction with page 1 of the Certificate of Conformity with factory surveillance No. 40016932.

G-Sicherungseinsatz Cartridge fuse-link

Typ(en) / *Type(s)*

FSD

Bemessungsspannung
Rated voltage

AC 250 V / AC 125 V

Bemessungsstrom
Rated current

12 A; 15 A

Normblatt
Standard sheet

2

Maße in mm
Dimension in mm

5 x 20

Kennzeichnung der Charakteristik
Characteristic symbol

F

Kennzeichnung des Ausschaltvermögens
Breaking capacity symbol

L

Bemessungsausschaltvermögen
Rated breaking capacity

10 x I_n

Zeit/Strom-Charakteristik
Time/current-characteristic

flink
quick-acting

Fortsetzung siehe Blatt 3 /
continued on page 3

VDE Prüf- und Zertifizierungsinstitut Gutachten mit Fertigungsüberwachung

Ausweis-Nr. / Blatt /
Certificate No. / Page
40016932 3

Name und Sitz des Genehmigungs-Inhabers / Name and registered seat of the Certificate holder

Suzhou Walter Electronic Co. Ltd., Fenu Technic Development Zone, 215211 LUXU TOWN, WUJIANG CITY,
Jiangsu, CHINA

Aktenzeichen / File ref.

5000410-1170-0026 / 253497 / TL3 / EUL

letzte Änderung / updated

2018-11-29

Datum / Date

2006-02-22

Dieses Blatt gilt nur in Verbindung mit Blatt 1 des Gutachtens mit Fertigungsüberwachung Nr. 40016932.

This supplement is only valid in conjunction with page 1 of the Certificate of Conformity with factory surveillance No. 40016932.

Anmerkung

Die Anforderungen für 12 A und 15 A waren die gleichen wie für 10 A (höchster Bemessungsstrom des Normblatts) Wahlweise mit Drahtanschlüssen.

Remark

The requirements for 12 A and 15 A were the same as for 10 A (highest rated current in standard sheet). Optional with lead wires (pigtailed).

Dieser Zeichengenehmigungs-Ausweis bildet eine Grundlage für die EG-Konformitätserklärung und CE-Kennzeichnung durch den Hersteller oder dessen Bevollmächtigten und bescheinigt die Konformität mit den grundlegenden Schutzanforderungen der **EG-Niederspannungsrichtlinie 2014/35/EU**.

*This Marks Approval is a basis for the EC Declaration of Conformity and the CE Marking by the manufacturer or his agent and proves the conformity with the essential safety requirements of the **EC Low-Voltage Directive 2014/35/EU**.*

VDE Prüf- und Zertifizierungsinstitut GmbH
VDE Testing and Certification Institute
Fachgebiet TL3
Section TL3

VDE Prüf- und Zertifizierungsinstitut Gutachten mit Fertigungsüberwachung

Ausweis-Nr. / Beiblatt /
Certificate No. Supplement
40016932

Name und Sitz des Genehmigungs-Inhabers / *Name and registered seat of the Certificate holder*

Suzhou Walter Electronic Co. Ltd., Fenu Technic Development Zone, 215211 LUXU TOWN, WUJIANG CITY,
Jiangsu, CHINA

Aktenzeichen / *File ref.*

5000410-1170-0026 / 253497 / TL3 / EUL

letzte Änderung / *updated*

2018-11-29

Datum / *Date*

2006-02-22

Dieses Beiblatt ist Bestandteil des Gutachtens mit Fertigungsüberwachung Nr. 40016932.

This supplement is part of the Certificate of Conformity with factory surveillance No. 40016932.

G-Sicherungseinsatz

Cartridge fuse-link

Fertigungsstätte(n)

Place(s) of manufacture

Referenz/*Reference*

30006375

Dongguan Walter Electric Co., Ltd.

Yan Tian, Feng Gang Town

523702 DONGGUAN CITY

Guangdong

CHINA

Referenz/*Reference*

30011941

Suzhou Walter Electronic

Co. Ltd.

Fenu Technic Development Zone

215211 LUXU TOWN, WUJIANG CITY

Jiangsu

CHINA

VDE Prüf- und Zertifizierungsinstitut GmbH

VDE Testing and Certification Institute

Fachgebiet TL3

Section TL3

VDE Prüf- und Zertifizierungsinstitut Gutachten mit Fertigungsüberwachung

Ausweis-Nr. / Infoblatt /
Certificate No. / Info sheet
40016932

Name und Sitz des Genehmigungs-Inhabers / Name and registered seat of the Certificate holder

Suzhou Walter Electronic Co. Ltd., Fenuh Technic Development Zone, 215211 LUXU TOWN, WUJIANG CITY,
Jiangsu, CHINA

Aktenzeichen / File ref.

5000410-1170-0026 / 253497 / TL3 / EUL

letzte Änderung / updated

2018-11-29

Datum / Date

2006-02-22

Dieses Blatt gilt nur in Verbindung mit Blatt 1 des Gutachtens mit Fertigungsüberwachung Nr. 40016932.

This supplement is only valid in conjunction with page 1 of the Certificate of Conformity with factory surveillance No. 40016932.

Genehmigung zum Benutzen des auf Seite 1 abgebildeten markenrechtlich geschützten Zeichens des VDE:

Grundlage für die Benutzung sind die Allgemeinen Geschäftsbedingungen (AGB) der VDE Prüf- und Zertifizierungsinstitut GmbH (www.vde.com\AGB-Institut). Das Recht zur Benutzung erstreckt sich nur auf die bezeichnete Firma mit den genannten Fertigungsstätten und die oben aufgeführten Produkte mit den zugeordneten Bezeichnungen. Die Fertigungsstätte muss so eingerichtet sein, dass eine gleichmäßige Herstellung der geprüften und zertifizierten Ausführung gewährleistet ist.

Die Genehmigung ist so lange gültig wie die VDE-Bestimmungen gelten, die der Zertifizierung zugrunde gelegen haben, sofern sie nicht auf Grund anderer Bedingungen aus der VDE Prüf- und Zertifizierungsordnung (PM102) zurückgezogen werden muss.

Der Gültigkeitszeitraum einer VDE-GS-Zeichengenehmigung kann auf Antrag verlängert werden. Bei gesetzlichen und / oder normativen Änderungen kann die VDE-GS-Zeichengenehmigung ihre Gültigkeit zu einem früheren als dem angegebenen Datum verlieren.

Produkte, die das Biozid Dimethylfumarat (DMF) enthalten, dürfen gemäß der Kommissionsentscheidung 2009/251/EG nicht mehr in den Verkehr gebracht oder auf dem Markt bereitgestellt werden.

Der VDE-Zeichengenehmigungsausweis wird ausschließlich auf der ersten Seite unterzeichnet.

Approval to use the legally protected Mark of the VDE as shown on the first page:

Basis for the use are the general terms and conditions of the VDE Testing and Certification Institute (www.vde.com\terms-institute). The right to use the mark is granted only to the mentioned company with the named places of manufacture and the listed products with the related type references. The place of manufacture shall be equipped in a way that a constant manufacturing of the certified construction is assured.

The approval is valid as long as the VDE specifications are in force, on which the certification is based on, unless it is withdrawn according to the VDE Testing and Certification Procedure (PM102E).

The validity period of a VDE-GS-Mark Approval may be prolonged on request. In case of changes in legal and / or normative requirements, the validity period of a VDE-GS-Mark Approval may be shortened.

Products containing the biocide dimethylfumarate (DMF) may not be marketed or made available on the EC market according to the Commission Decision 2009/251/EC.

The approval is solely signed on the first page.

Kitemark™ Certificate

This is to certify that:

Suzhou Walter Electronic Co., Ltd
Fenhu Technic Development Zone
Wujiang
Jiang Su Province
China

Holds Certificate Number:

KM 70911

In respect of:

BS EN 60127
Cartridge fuse-links

This issues the right and licence to use the Kitemark in accordance with the Kitemark Terms and Conditions governing the use of the Kitemark, as may be updated from time to time by BSI Assurance UK Ltd (the "Conditions"). All defined terms in this Certificate shall have the same meaning as in the Conditions.

The use of the Kitemark is authorized in respect of the Product(s) detailed on this Certificate provided at or from the above address.

For and on behalf of BSI:

Chris Lewis - Certification Director, Product Certification

First Issued: 2003-02-21
Latest Issue: 2020-10-20

Effective Date: 2020-10-20
Expiry Date: 2023-11-01

Page: 1 of 6



...making excellence a habit.™

Kitemark™ Certificate

No. KM 70911

BS EN 60127-2:2014 (BS EN 60127-1:2006 + A2:2015) Standard Sheet 2 Fuse-links

Type: FSD Quick-acting, low breaking capacity		
Type Ref	Rating	Reference Report
FSD	F 200 mA L 250 V	0150179/01 (SE-20054), 2003-0028 & 8071524 (GJW2013-3563BSI)
FSD	F 250 mA L 250 V	0150179/01 (SE-20054), 2003-0028 & 8071524 (GJW2013-3563BSI)
FSD	F 315 mA L 250 V	0150179/01 (SE-20054), 2003-0028 & 8071524 (GJW2013-3563BSI)
FSD	F 400 mA L 250 V	0150179/01 (SE-20054), 2003-0028 & 8071524 (GJW2013-3563BSI)
FSD	F 500 mA L 250 V	0150179/01 (SE-20054), 2003-0028 & 8071524 (GJW2013-3563BSI)
FSD	F 630 mA L 250 V	0150179/01 (SE-20054), 2003-0028 & 8071524 (GJW2013-3563BSI)
FSD	F 800 mA L 250 V	0150179/01 (SE-20054), 2003-0028 & 8071524 (GJW2013-3563BSI)
FSD	F 1.00 A L 250 V	0150179/01 (SE-20054), 2003-0028 & 8071524 (GJW2013-3563BSI)
FSD	F 1.25 A L 250 V	0150179/01 (SE-20054), 2003-0028 & 8071524 (GJW2013-3563BSI)
FSD	F 1.60 A L 250 V	0150179/01 (SE-20054), 2003-0028 & 8071524 (GJW2013-3563BSI)
FSD	F 2.00 A L 250 V	0150179/01 (SE-20054), 2003-0028 & 8071524 (GJW2013-3563BSI)
FSD	F 2.50 A L 250 V	0150179/01 (SE-20054), 2003-0028 & 8071524 (GJW2013-3563BSI)
FSD	F 3.15 A L 250 V	0150179/01 (SE-20054), 2003-0028 & 8071524 (GJW2013-3563BSI)
FSD	F 4.00 A L 250 V	0150179/01 (SE-20054), 2003-0028 & 8071524 (GJW2013-3563BSI)
FSD	F 5.00 A L 250 V	0150179/01 (SE-20054), 2003-0028 & 8071524 (GJW2013-3563BSI)
FSD	F 6.30 A L 250 V	0150179/01 (SE-20054), 2003-0028 & 8071524 (GJW2013-3563BSI)

First Issued: 2003-02-21
Latest Issue: 2020-10-20

Effective Date: 2020-10-20
Expiry Date: 2023-11-01

Page: 3 of 6

This certificate has been issued by and remains the property of BSI Assurance UK Ltd, Kitemark Court, Davy Avenue, Knowlhill, Milton Keynes MK5 8PP, United Kingdom and should be returned immediately upon request.
To check its validity telephone +44 (0) 345 080 9000. An electronic certificate can be authenticated [online](#).

適合同等証明書

Statement of Conformity Assessment

電気用品安全法第8条第1項に規定する技術基準及び同法第9条第2項の経済産業省令で定める基準（法第9条第1項第2号に係る検査に係るものに限る）に適合していることを証明します

I hereby certify that the product mentioned below complies with the technical requirements stipulated in Paragraph 1 of Article 8 of Electrical Appliances and Materials Safety Act (here under referred to as the Act) and the requirements defined by the ordinance of the Ministry of Economy, Trade and Industry based on Paragraph 2 of Article 9 of the Act (limited to Item 2 of Paragraph 1 of Article 9 for Inspection of the Act).

1. 証明書番号: JET2179-31003-1009
Statement Number
2. 交付年月日: 2020年2月1日
Effective Date February 1, 2020
3. 有効年月日: 2027年1月31日
Date of Validity January 31, 2027
4. 申込者名 (Applicant)
住所: FENHU TECHNIC DEVELOPMENT ZONE WUJIANG, JIANGSU PROVINCE, CHINA
Address

氏名又は名称: SUZHOU WALTER ELECTRONIC CO., LTD.
Name

5. 特定電気用品名: 管形ヒューズ
Name of Product Cartridge fuses
6. 型式の区分: 別紙のとおり
Type Classification See attached "Type Classification"
7. 製造工場名 (Manufacturer)
住所: FENHU TECHNIC DEVELOPMENT ZONE WUJIANG, JIANGSU PROVINCE, CHINA
Address

氏名又は名称: SUZHOU WALTER ELECTRONIC CO., LTD.
Name

8. 適用試験規格: 電気用品の技術上の基準を定める省令の解釈
Applied Standard for Testing Description of the technical requirements by the METI Ordinance
別表第三2

Appendix 3 Section 2

9. 適合性検査の方法: (Testing Method for Conformity Assessment)
 - 1) 試験用の特定電気用品については、電気用品の技術上の基準を定める省令の解釈に定める方法
With respect to testing for Category A products, the testing method is based on the technical requirements of the description of Electrical Appliances and Materials stipulated in the METI Ordinance.
 - 2) 当該特定電気用品に係る届出事業者又は事業場における検査設備については、電気用品安全法施行規則別表第四の検査設備の欄に掲げる検査設備ごとにそれぞれ同表の技術上の基準の欄に掲げる方法
With respect to inspection facilities required for Category A products at the factory, Testing Method described in the column of the technical requirements for each inspection facilities in the column of inspection facilities is shown in the Appendix 4 of Enforcement Regulations of the Act.

10. 注意事項

- 1) この適合同等証明書は、提出された試験用の電気用品に関して評価を行った上で交付したものであり、同一の型式の区分にある電気用品について電気用品安全法第8条1項に規定する技術基準適合確認の義務を履行したことを示すものではありません。

This Statement of Conformity Assessment, which is issued on the evaluation of the submitted test-use Electrical Appliances and Materials, does not signify that the Obligation to Comply with Requirements, which is prescribed at Paragraph 1 of Article 8 of the Act, is fulfilled on Electrical Appliances and Materials in the same Type Classification.

- 2) この適合同等証明書は、別紙に記載されている型式の区分の範囲内及び区分の組み合わせについてのみ有効です。

This Statement of Conformity Assessment is valid only for Electrical Appliances and Materials within the Type Classifications and their combination as stated in the attached "Type Classification".

 DGP HNSI
電話: 0755-23173910

一般財団法人 電気安全環境研究所
Japan Electrical Safety & Environment technology Laboratories (JET)

理事長 薦田 康久
President Yasuhisa Komoda

東京都渋谷区代々木5-14-12
(5-14-12, Yoyogi, Shibuya-ku, Tokyo, Japan)

証明書番号: J E T 2 1 7 9 - 3 1 0 0 3 - 1 0 0 9

適合同等証明書別紙

Statement of Conformity Assessment

型式の区分

Type Classification

要素 Factor	区分 Classification
定格電圧 Rated voltage	(2) 125Vを超えるもの Exceeding 125V
定格電流（定格電流表示のあるものの場合に限る。） Rated current (limited to those with rated current markings)	(1) 5 A以下のもの 5A or less
適用電動機の定格容量（定格電流表示のないものの場合に限る。） Rated capacity of applicable motor (limited to those without rated current markings)	—
可溶体の主材料 Fuse element materials	(1) 銀のもの Silver
可溶体の数 Number of fuse elements	(1) 1のもの One
再使用（管形ヒューズを除く。） Reusability (excluding cartridge fuses)	—
内部充てん物 Filler materials	(2) ないもの Without filler materials
筒（内筒を除く。）の材料 Outer cartridge materials	(3) 磁器のもの又はガラスのもの Ceramic or glass
端子 Terminals	(4) リード線付きのもの Lead terminal
排気孔 Exhausting opening	(2) ないもの Without exhausting opening
溶断の表示 Blowout fuse indicator	(2) ないもの Without blowout fuse indicator
用途 Application	(2) 電子機器用のもの For use in electric appliances
定格遮断電流 Rated breaking capacity	(1) 100 A以下のもの 100A or less

適合同等証明書

Statement of Conformity Assessment

電気用品安全法第8条第1項に規定する技術基準及び同法第9条第2項の経済産業省令で定める基準（法第9条第1項第2号に係る検査に係るものに限る）に適合していることを証明します

I hereby certify that the product mentioned below complies with the technical requirements stipulated in Paragraph 1 of Article 8 of Electrical Appliances and Materials Safety Act (here under referred to as the Act) and the requirements defined by the ordinance of the Ministry of Economy, Trade and Industry based on Paragraph 2 of Article 9 of the Act (limited to Item 2 of Paragraph 1 of Article 9 for Inspection of the Act).

1. 証明書番号: JET2179-31003-1010
Statement Number

2. 交付年月日: 2020年2月1日
Effective Date February 1, 2020

3. 有効年月日: 2027年1月31日
Date of Validity January 31, 2027

4. 申込者名 (Applicant)
住 所: FENHU TECHNIC DEVELOPMENT ZONE WUJIANG, JIANGSU PROVINCE, CHINA
Address

氏名又は名称: SUZHOU WALTER ELECTRONIC CO., LTD.
Name

5. 特定電気用品名: 管形ヒューズ
Name of Product Cartridge fuses

6. 型式の区分: 別紙のとおり
Type Classification See attached "Type Classification"

7. 製造工場名 (Manufacturer)
住 所: FENHU TECHNIC DEVELOPMENT ZONE WUJIANG, JIANGSU PROVINCE, CHINA
Address

氏名又は名称: SUZHOU WALTER ELECTRONIC CO., LTD.
Name

8. 適用試験規格: 電気用品の技術上の基準を定める省令の解釈
Applied Standard for Testing Description of the technical requirements by the METI Ordinance
別表第三2

Appendix 3 Section 2

9. 適合性検査の方法: (Testing Method for Conformity Assessment)

1) 試験用の特定電気用品については、電気用品の技術上の基準を定める省令の解釈に定める方法

With respect to testing for Category A products, the testing method is based on the technical requirements of the description of Electrical Appliances and Materials stipulated in the METI Ordinance.

2) 当該特定電気用品に係る届出事業者又は事業場における検査設備については、電気用品安全法施行規則別表第四の検査設備の欄に掲げる検査設備ごとにそれぞれ同表の技術上の基準の欄に掲げる方法

With respect to inspection facilities required for Category A products at the factory, Testing Method described in the column of the technical requirements for each inspection facilities in the column of inspection facilities is shown in the Appendix 4 of Enforcement Regulations of the Act.

10. 注意事項

- 1) この適合同等証明書は、提出された試験用の電気用品に関して評価を行った上で交付したものであり、同一の型式の区分にある電気用品について電気用品安全法第8条1項に規定する技術基準適合確認の義務を履行したことを示すものではありません。

This Statement of Conformity Assessment, which is issued on the evaluation of the submitted test-use Electrical Appliances and Materials, does not signify that the Obligation to Comply with Requirements, which is prescribed at Paragraph 1 of Article 8 of the Act, is fulfilled on Electrical Appliances and Materials in the same Type Classification.

- 2) この適合同等証明書は、別紙に記載されている型式の区分の範囲内及び区分の組み合わせについてのみ有効です。

This Statement of Conformity Assessment is valid only for Electrical Appliances and Materials within the Type Classifications and their combination as stated in the attached "Type Classification".

 DGP HNS
— 華年 —
電話: 0755-23173910

一般財団法人 電気安全環境研究所
Japan Electrical Safety & Environment technology Laboratories (JET)

理事長 薦田 康久
President Yasuhisa Komoda

東京都渋谷区代々木5-14-12
(5-14-12, Yoyogi, Shibuya-ku, Tokyo, Japan)

証明書番号: JET 2179-31003-1010

適合同等証明書別紙

Statement of Conformity Assessment

型式の区分

Type Classification

要素 Factor	区分 Classification
定格電圧 Rated voltage	(2) 125Vを超えるもの Exceeding 125V
定格電流（定格電流表示のあるものの場合に限る。） Rated current (limited to those with rated current markings)	(2) 5Aを超え15A以下のもの Exceeding 5A, and less than or equal to 15A
適用電動機の定格容量（定格電流表示のないものの場合に限る。） Rated capacity of applicable motor (limited to those without rated current markings)	—
可溶体の主材料 Fuse element materials	(1) 銀のもの Silver
可溶体の数 Number of fuse elements	(1) 1のもの One
再使用（管形ヒューズを除く。） Reusability (excluding cartridge fuses)	—
内部充てん物 Filler materials	(2) ないもの Without filler materials
筒（内筒を除く。）の材料 Outer cartridge materials	(3) 磁器のもの又はガラスのもの Ceramic or glass
端子 Terminals	(4) リード線付きのもの Lead terminal
排気孔 Exhausting opening	(2) ないもの Without exhausting opening
溶断の表示 Blowout fuse indicator	(2) ないもの Without blowout fuse indicator
用途 Application	(2) 電子機器用のもの For use in electric appliances
定格遮断電流 Rated breaking capacity	(1) 100A以下のもの 100A or less

証明書番号：JET 2179-31003-1010

强制性认证产品符合性自我声明



自我声明编号: 2020970207000226

苏州华德电子有限公司(生产者) 确认知晓《强制性产品认证自我声明实施规则》以及相关产品强制性认证实施规则的要求, 对本声明承担全部法律责任。

苏州华德电子有限公司(生产者) 声明以下产品已按照《强制性产品认证自我声明实施规则》以及相关产品强制性认证实施规则的要求进行检测, 符合相关标准要求; 自本声明签署之日起, 生产和销售的产品持续符合以下标准与实施规则的要求; 保存本声明涉及的技术文档至少10年; 正确使用强制性产品认证标志; 如产品或其符合性信息发生变更, 将及时更新技术文档并报送产品变更信息。

生产者名称: 苏州华德电子有限公司
生产者地址: 江苏省苏州市吴江区汾湖经济技术开发区(芦墟)
依据的强制性产品认证规则: CNCA-00C-008: 2019 强制性产品认证实施规则自我声明
产品名称: 管状熔断体; 带引线管状熔断体
产品系列、型号、规格: 见附件
依据的标准: GB/T9364.1-2015; GB/T9364.2-2018
生产企业名称: 苏州华德电子有限公司
生产企业地址: 江苏省吴江汾湖经济开发区新黎路99号

联系人: 杜技伟
电话: 0769-87772561 (Ext. 134)
电子邮箱: td.chiang@walterfuse.com
指定签字人: 杜技伟

自我声明时间: 2020-08-31
自我声明地点: 苏州

生产者签章: 程



注: 有关本声明信息真伪可登录全国认证认可信息公共服务平台 (cx.cnca.cn) 或扫描右上角二维码查询。

强制性认证产品符合性自我声明(附页)



自我声明编号: 2020970207000226

产品系列、型号、规格(本自我声明基于强制性产品认证证书2002010207006696转换, 以下内容同原证书附件):

产品名称: 管状熔断体; 带引线管状熔断体

型号: FSD F200mAL250V、FSD F250mAL250V、FSD F315mAL250V、FSD F400mAL250V、FSD F500mAL250V、FSD F630mAL250V、FSD F800mAL250V、FSD F1AL250V、FSD F1.25AL250V、FSD F1.6AL250V、FSD F2AL250V、FSD F2.5AL250V、FSD F3.15AL250V、FSD F4AL250V、FSD F5AL250V、FSD F6.3AL250V; FSD F200mAL250V、FSD F250mAL250V、FSD F315mAL250V、FSD F400mAL250V、FSD F500mAL250V、FSD F630mAL250V、FSD F800mAL250V、FSD F1AL250V、FSD F1.25AL250V、FSD F1.6AL250V、FSD F2AL250V、FSD F2.5AL250V、FSD F3.15AL250V、FSD F4AL250V、FSD F5AL250V、FSD F6.3AL250V

联系人: 杜技伟
电话: 0769-87772561 (Ext. 134)
电子邮箱: td.chiang@walterfuse.com
指定签字人: 杜技伟

自我声明时间: 2020-08-31

自我声明地点: 苏州

生产者签章: 程伟



注: 有关本声明信息真伪可登录全国认证认可信息公共服务平台 (cx.cnca.cn) 或扫描右上角二维码查询。



产品认证证书

证书编号：CQC11012062192

申请人名称及地址

苏州华德电子有限公司
江苏省吴江市汾湖经济技术开发区(芦墟)

制造商名称及地址

苏州华德电子有限公司
江苏省吴江市汾湖经济技术开发区(芦墟)

生产企业名称及地址

苏州华德电子有限公司(V005437)
江苏省吴江汾湖经济开发区新黎路99号

产品名称和系列、规格、型号

特殊应用的小型熔断体(管状); 特殊应用的小型熔断体(带引线管状)

FSD 8A a.c. 250V、FSD 10A a.c. 250V(额定分断能力: 10In, 主要尺寸:Φ5.2mm×20mm); FSD 8A a.c. 250V、FSD 10A a.c. 250V(额定分断能力: 10In, 主要尺寸:Φ5.2mm×20mm)

产品标准和技术要求

GB/T 9364.1-2015;GB/T 9364.7-2016

认证模式

产品型式试验+初次工厂检查+获证后监督

上述产品符合 CQC11-462125-2018 认证规则的要求, 特发此证。

发证日期: 2019年09月24日

本证书的有效性依据发证机构的定期监督获得保持。

本证书为变更证书, 证书首次颁发日期: 2011年10月24日

主任: _____

陆梅



中国质量认证中心

中国·北京·南四环西路188号9区100070

<http://www.cqc.com.cn>

C 0158068



PRODUCT CERTIFICATE

CERTIFICATE NO.: CQC11012062192

NAME AND ADDRESS OF THE APPLICANT

Suzhou Walter Electronic Co., Ltd.
Fenhu Technic Development Zone, Luxu, Wujiang City, Jiangsu

NAME AND ADDRESS OF THE MANUFACTURER

Suzhou Walter Electronic Co., Ltd.
Fenhu Technic Development Zone, Luxu, Wujiang City, Jiangsu

NAME AND ADDRESS OF THE FACTORY

Suzhou Walter Electronic Co., Ltd. (V005437)
No. 99 Xinli Road, Fenhu Technic Development Zone, Luxu, Wujiang City, Jiangsu

PRODUCT NAME, MODEL AND SPECIFICATION

Cartridge Fuse-link; Cartridge fuse-links with wire terminations
FSD 8A a.c. 250V、FSD 10A a.c. 250V (额定分断能力: 10In, 主要尺寸: $\Phi 5.2\text{mm} \times 20\text{mm}$) ; FSD 8A a.c. 250V、FSD 10A a.c. 250V (额定分断能力: 10In, 主要尺寸: $\Phi 5.2\text{mm} \times 20\text{mm}$)

THE STANDARDS AND TECHNICAL REQUIREMENTS FOR THE PRODUCTS

GB/T 9364.1-2015; GB/T 9364.7-2016

TYPE OF CERTIFICATION SCHEMES

Type Testing of Product + Initial Factory Inspection + Follow up Factory Inspection

This is to certify that the above mentioned product(s) complies with the requirements of certification rules of CQC11-462125-2018 .

Valid from: Sep.24,2019

The validity of the certificate is subject to positive result of the regular follow up inspection by issuing certification body.

Date of original issued: Oct.24,2011

President: _____

Lu Mei



CHINA QUALITY CERTIFICATION CENTRE

Section 9, No. 188, Nansihuan Xilu, Beijing 100070 P.R.China
<http://www.cqc.com.cn>

C 0158068

접수 번호 : 22-056572-01-1
(Receipt No.)



안전인증서

Safety Certificate

안전인증번호 : SU05015-9001A
(Certificate No.)

제조업자/수입업자명 : Suzhou Walter Electronic Co., Ltd.
(Manufacturer/importer)

주소 : Fenu, Technic Development Zone, Luxu Wu Jiang, Jiangsu, China
(Address)

제품명 : 퓨즈(Cartridge fuse link)
(Product)

기본모델명 : FSD 1A
(Basic Model)

파생모델명 : See the attachment 2
(Series Model)

정격/안전기준상의 모델구분 : AC250V, 1A
(Rating)

시험기준 : K60127-1, K60127-2
(Standard)

본 인증서는 제조국명 : 중국
제조업자명 : Suzhou Walter Electronic Co., Ltd.
제조공장의 주소 : Fenu, Technic Development Zone, Luxu Wu Jiang, Jiangsu, China
의 제품에만 해당함

「전기용품 및 생활용품 안전관리법 시행규칙」 제9조제2항, 제4항, 제10조제2항 또는 제15조제2항에 따라 안전인증서를 발급합니다.

We Issue This Safety Certificate for the above appliances in accordance with the Article 9(2),9(4),10(2) or 15(2) of the Enforcement Rule of the Electrical Appliances and Consumer Products Safety Control Act.

2022 년 09 월 15 일
Year month day

한국산업기술시험원장
KOREA TESTING LABORATORY



* 이 인증서는 「전기용품 및 생활용품 안전관리법 시행규칙」에 따른 제품의 안전성 확인에 한정된 것이며, 그 밖의 다른 법률이 적용되는 제품의 경우에는 해당 법률에 따라 추가로 인증·허가 등을 받아야 합니다.

첨부서류	1. 전기용품의 안전관리부품 및 재질목록(List of Critical Components) 2. 기본모델·파생모델의 내용 (Descriptions of the basic and series model) 3. 안전인증의 변경 현황 (Revisions Status)
------	---

첨부 1 : 전기용품의 안전관리부품 및 재질목록
 List of Critical Components

부품명 (회로기호) Component(Part no.)	제조사(상표명) Manufacturer(Brand)	모델명(형식) Model(Type)	정격 또는 특성 Rating or Characteristics	인증마크 Tested by
Not applicable				

유의사항 (Attention) :

1. 안전관리부품은 전기적인 안전에 직접적인 영향을 주는 부품으로서 안전인증기관이 정기공장검사 시 확인 관리 하는 사항입니다. 따라서 상기목록에 기재된 사항을 변경하거나 또는 복수등록을 원하시는 경우는 안전인증기관에 인증변경신청을 하여야 합니다.

As the "Critical components" are parts in directly related with safety, these components shall be checked during a factory inspection by the certification body. In case of applying multiple listing or changing the items above, the certification revision shall be applied.

2. 인증변경신청 없이 임의로 변경하는 경우는, 전기용품 및 생활용품 안전관리법 시행규칙 제 21 조제 1 항 또는 제 38 조제 1 항 규정에 의한 안전인증 취소 혹은 안전확인신고 효력상실 사유가 됨을 유의하시기 바랍니다.

The Safety Certification will be cancelled under the Article 21(1), 38(1) of the Enforcement Rule of the Electrical appliances and Consumer Products Safety Control Act if the contents of the Certification is altered without our authorization.

FP511-04

□ 첨부 2 : 기본모델 · 파생모델의 내용
Description of the basic and series model

파생모델명 Derivative model	기본모델과의 차이점 Differences between the basic and derivative model(s)
FSD 1A (with pigtails)	Lead wire type(pigtails)
FSD 1.25A	Rated current is changed(AC250V 1.25A)
FSD 1.25A(with pigtails)	Rated current is changed(AC250V 1.25A), Lead wire type(pigtails)
FSD 1.6A	Rated current is changed(AC250V 1.6A)
FSD 1.6A(with pigtails)	Rated current is changed(AC250V 1.6A), Lead wire type(pigtails)
FSD 2A	Rated current is changed(AC250V 2A)
FSD 2A(with pigtails)	Rated current is changed(AC250V 2A), Lead wire type(pigtails)
FSD 2.5A	Rated current is changed(AC250V 2.5A)
FSD 2.5A(with pigtails)	Rated current is changed(AC250V 2.5A), Lead wire type(pigtails)
제품특기사항 및 시험조건 Remarks & Test conditions	
<p>1. Test report Ref. No. : 09-1920-0777 (2009.03.05.)</p> <p>2. Products Description</p> <ul style="list-style-type: none"> - MINIATURE FUSE - Standard sheet 2 - Quick-acting - Low-breaking capacity - F1AL 250 V, 35A 	
<p>□ 본 제품의 검토내용에 관하여 의문사항이 있으시면 아래 연락처로 문의하시기 바랍니다. 검토 담당자 / 연락처 : 고객지원본부 인증융합평가센터 신 종욱 / 02-8601-1437</p> <p>□ <i>If you have any question on product review, please contact the person below :</i> <i>Job holder: Customer Support Division, Certification Convergence Evaluation Center, J.U.Shin / +82 2 860-1437</i></p>	

FP511-05

첨부 3 : 안전인증의 변경 현황
Revisions Status

변경발급 내용 Contents of Certificate Revisions
1 st Rev.) Reissue certificate due to loss of certificate (22-056572-01-1 : 2022.09.15.)

FP511-06



접수번호 : 22-056572-02-1
(Receipt No.)



안전인증서

Safety Certificate

안전인증번호 : SU05015-9002A
(Certificate No.)

제조업자/수입업자명 : Suzhou Walter Electronic Co., Ltd.
(Manufacturer/importer)

주소 : Fenhu, Technic Development Zone, Luxu Wu Jiang, Jiangsu, China
(Address)

제품명 : 퓨즈(Cartridge fuse link)
(Product)

기본모델명 : FSD 8A
(Basic Model)

파생모델명 : FSD 8A(with pigtails), FSD 10A, FSD 10A(with pigtails)
(Series Model)

정격/안전기준상의 모델구분 : AC250V, 8A
(Rating)

시험기준 : K60127-1, K60127-2
(Standard)

본 인증서는 제조국명 : 중국
제조업자명 : Suzhou Walter Electronic Co., Ltd.
제조공장의 주소 : Fenhu, Technic Development Zone, Luxu Wu Jiang, Jiangsu, China
의 제품에만 해당함

「전기용품 및 생활용품 안전관리법 시행규칙」 제9조제2항, 제4항, 제10조제2항 또는 제15조제2항에 따라 안전인증서를 발급합니다.

We Issue This Safety Certificate for the above appliances in accordance with the Article 9(2),9(4),10(2) or 15(2) of the Enforcement Rule of the Electrical Appliances and Consumer Products Safety Control Act.

2022 년 09 월 15 일
Year month day

한국산업기술시험원장
KOREA TESTING LABORATORY



* 이 인증서는 「전기용품 및 생활용품 안전관리법 시행규칙」에 따른 제품의 안전성 확인에 한정된 것이며, 그 밖의 다른 법률이 적용되는 제품의 경우에는 해당 법률에 따라 추가로 인증·허가 등을 받아야 합니다.

첨부서류

1. 전기용품의 안전관리부품 및 재질목록(List of Critical Components)
2. 기본모델·파생모델의 내용 (Descriptions of the basic and series model)
3. 안전인증의 변경 현황 (Revisions Status)

첨부 1 : 전기용품의 안전관리부품 및 재질목록
List of Critical Components

부품명 (회로기호) Component(Part no.)	제조사(상표명) Manufacturer(Brand)	모델명(형식) Model(Type)	정격 또는 특성 Rating or Characteristics	인증마크 Tested by
Not applicable				
<p><input type="checkbox"/> 유의사항 (Attention) :</p> <p>1. 안전관리부품은 전기적인 안전에 직접적인 영향을 주는 부품으로서 안전인증기관이 정기공장검사 시 확인 관리 하는 사항입니다. 따라서 상기목록에 기재된 사항을 변경하거나 또는 복수등록을 원하시는 경우는 안전인증기관에 인증변경신청을 하여야 합니다.</p> <p><i>As the "Critical components" are parts in directly related with safety, these components shall be checked during a factory inspection by the certification body. In case of applying multiple listing or changing the items above, the certification revision shall be applied.</i></p> <p>2. 인증변경신청 없이 임의로 변경하는 경우는, 전기용품 및 생활용품 안전관리법 시행규칙 제 21 조제 1 항 또는 제 38 조제 1 항 규정에 의한 안전인증 취소 혹은 안전확인신고 효력상실 사유가 됨을 유의하시기 바랍니다.</p> <p><i>The Safety Certification will be cancelled under the Article 21(1), 38(1) of the Enforcement Rule of the Electrical appliances and Consumer Products Safety Control Act if the contents of the Certification is altered without our authorization.</i></p>				

FP511-04

첨부 2 : 기본모델 · 파생모델의 내용
Description of the basic and series model

파생모델명 Derivative model	기본모델과의 차이점 Differences between the basic and derivative model(s)
FSD 8A (with pigtails)	Lead wire type(pigtails)
FSD 10A	Rated current and breaking capacity is changed(AC250V 10A, 100A)
FSD 10A(with pigtails)	Rated current and breaking capacity is changed(AC250V 10A, 100A), Lead wire type(pigtails)
제품특기사항 및 시험조건 Remarks & Test conditions	
<p>1. Test report Ref. No. : 09-1920-0778 (2009.03.05.)</p> <p>2. Products Description</p> <ul style="list-style-type: none"> - MINIATURE FUSE - Standard sheet 2 - Quick-acting - Low-breaking capacity - F8AL 250 V, 80A 	
<p><input type="checkbox"/> 본 제품의 검토내용에 관하여 의문사항이 있으시면 아래 연락처로 문의하시기 바랍니다. 검토 담당자 / 연락처 : 고객지원본부 인증융합평가센터 신 종욱 / 02-8601-1437</p> <p><input type="checkbox"/> <i>If you have any question on product review, please contact the person below :</i> <i>Job holder: Customer Support Division, Certification Convergence Evaluation Center, J.U.Shin / +82 2 860-1437</i></p>	

FP511-05

첨부 3 : 안전인증의 변경 현황
Revisions Status

변경발급 내용 Contents of Certificate Revisions
1 st Rev.) Reissue certificate due to loss of certificate (22-056572-02-1 : 2022.09.15.)

FP511-06

접수번호 : 22-056572-03-1
(Receipt No.)



안전인증서

Safety Certificate

안전인증번호 : SU05015-9003A
(Certificate No.)

제조업자/수입업자명 : Suzhou Walter Electronic Co., Ltd.
(Manufacturer/importer)

주소 : Fenhu, Technic Development Zone, Luxu Wu Jiang, Jiangsu, China
(Address)

제품명 : 퓨즈(Cartridge fuse link)
(Product)

기본모델명 : FSD 3.15A
(Basic Model)

파생모델명 : See the attachment 2
(Series Model)

정격/안전기준상의 모델구분 : AC250V, 3.15A
(Rating)

시험기준 : K60127-1, K60127-2
(Standard)

본 인증서는 제조국명 : 중국
제조업자명 : Suzhou Walter Electronic Co., Ltd.
제조공장의 주소 : Fenhu, Technic Development Zone, Luxu Wu Jiang, Jiangsu, China
의 제품에만 해당함

「전기용품 및 생활용품 안전관리법 시행규칙」 제9조제2항, 제4항, 제10조제2항 또는 제15조제2항에 따라 안전인증서를 발급합니다.

We Issue This Safety Certificate for the above appliances in accordance with the Article 9(2),9(4),10(2) or 15(2) of the Enforcement Rule of the Electrical Appliances and Consumer Products Safety Control Act.

2022 년 09 월 15 일
Year month day

한국산업기술시험원장
KOREA TESTING LABORATORY



* 이 인증서는 「전기용품 및 생활용품 안전관리법 시행규칙」에 따른 제품의 안전성 확인에 한정된 것이며, 그 밖의 다른 법률이 적용되는 제품의 경우에는 해당 법률에 따라 추가로 인증·허가 등을 받아야 합니다.

첨부서류

1. 전기용품의 안전관리부품 및 재질목록(List of Critical Components)
2. 기본모델·파생모델의 내용 (Descriptions of the basic and series model)
3. 안전인증의 변경 현황 (Revisions Status)

첨부 1 : 전기용품의 안전관리부품 및 재질목록
 List of Critical Components

부품명 (회로기호) Component(Part no.)	제조사(상표명) Manufacturer(Brand)	모델명(형식) Model(Type)	정격 또는 특성 Rating or Characteristics	인증마크 Tested by
Not applicable				

유의사항 (Attention) :

1. 안전관리부품은 전기적인 안전에 직접적인 영향을 주는 부품으로서 안전인증기관이 정기공장검사 시 확인 관리 하는 사항입니다. 따라서 상기목록에 기재된 사항을 변경하거나 또는 복수등재를 원하시는 경우는 안전인증기관에 인증변경신청을 하여야 합니다.

As the "Critical components" are parts in directly related with safety, these components shall be checked during a factory inspection by the certification body. In case of applying multiple listing or changing the items above, the certification revision shall be applied.

2. 인증변경신청 없이 임의로 변경하는 경우는, 전기용품 및 생활용품 안전관리법 시행규칙 제 21 조제 1 항 또는 제 38 조제 1 항 규정에 의한 안전인증 취소 혹은 안전확인신고 효력상실 사유가 됨을 유의하시기 바랍니다.

The Safety Certification will be cancelled under the Article 21(1), 38(1) of the Enforcement Rule of the Electrical appliances and Consumer Products Safety Control Act if the contents of the Certification is altered without our authorization.

FP511-04

□ **첨부 2 : 기본모델 · 파생모델의 내용**
Description of the basic and series model

파생모델명 Derivative model	기본모델과의 차이점 Differences between the basic and derivative model(s)
FSD 3.15A (with pigtails)	Lead wire type(pigtails)
FSD 4A	Rated current and breaking capacity is changed(AC250V 4A, 40A)
FSD 4A(with pigtails)	Rated current and breaking capacity is changed(AC250V 4A, 40A), Lead wire type(pigtails)
FSD 5A	Rated current and breaking capacity is changed(AC250V 5A, 50A)
FSD 5A(with pigtails)	Rated current and breaking capacity is changed(AC250V 5A, 50A), Lead wire type(pigtails)
FSD 6.3A	Rated current and breaking capacity is changed(AC250V 6.3A, 63A)
FSD 6.3A(with pigtails)	Rated current and breaking capacity is changed(AC250V 6.3A, 63A), Lead wire type(pigtails)
제품특기사항 및 시험조건 Remarks & Test conditions	
<p>1. Test report Ref. No. : 09-1920-0779 (2009.03.05.)</p> <p>2. Products Description</p> <ul style="list-style-type: none"> - MINIATURE FUSE - Standard sheet 2 - Quick-acting - Low-breaking capacity - F3.15AL 250 V, 35A 	
<p>□ 본 제품의 검토내용에 관하여 의문사항이 있으시면 아래 연락처로 문의하시기 바랍니다. 검토 담당자 / 연락처 : 고객지원본부 인증융합평가센터 신 중욱 / 02-8601-1437</p> <p>□ <i>If you have any question on product review, please contact the person below :</i> <i>Job holder: Customer Support Division, Certification Convergence Evaluation Center, J.U.Shin / +82 2 860-1437</i></p>	

FP511-05

첨부 3 : 안전인증의 변경 현황
Revisions Status

변경발급 내용 Contents of Certificate Revisions
1 st Rev.) Reissue certificate due to loss of certificate (22-056572-03-1 : 2022.09.15.)

FP511-06



접수 번호 : 09-1920-0780
(Receipt No.)



전기용품안전인증서

Electrical Appliances Safety Certificate

안전인증번호 : SU05015-9004
(Certificate No.)

제조업자명 : Suzhou Walter Electronic Co., Ltd.
(Factory)

대표자명 : Mr. Yen Chun Chang
(President)

제조공장의 소재지 : Fenhu, Technic Development Zone, Luxu Wu Jiang, Jiangsu, P.R.China
(Factory Address)

제품명 : 소형퓨즈(Cartridge fuse-links)
(Product)

기본모델명 : FSD 12A
(Basic Model)

정격 : AC250V, 12A
(Rating)

파생모델명 : FSD 12A(with pigtailed), FSD 15A, FSD 15A(with pigtailed)
(Series Model)

적용기준 : K60127-1, K60127-2
(Standard)

「전기용품안전 관리법 시행규칙」 제6조제2항에 따라 위의 전기용품에 대하여 안전인증서를 발급합니다.

We Issue Electrical Appliances Safety Certification as above product by Article 6 Section 2 of the Electrical Appliances Safety Control Law Enforcement Regulation.

2009년 03월 09일
year month day



한국산업기술시험원
KOREA TESTING LABORATORY



※ 이 인증서는 「전기용품안전 관리법」에 따른 전기용품 안전성 확인에 한정된 것이며, 그 밖의 다른 법률이 적용되는 제품의 경우에는 해당 법률에 따라 추가로 인증·허가 등을 받아야 합니다.

- 첨부 : 1. 안전관리부품 및 재질목록 (List of Critical Components)
(Annex) 2. 기본모델·파생모델의 내용 (General Descriptions of Certified Products)
3. 전기용품안전인증의 변경 현황 (Status of Certificate Revisions)

첨부 1 : 안전관리부품 및 재질목록
List of Critical Components

부품명 (회로기호) Component(Part no.)	제조사(상표명) Manufacturer(Brand)	모델명(형식) Model(Type)	정격 또는 특성 Rating or Characteristics	인증마크 Tested by
Not applicable				
<p><input type="checkbox"/> 유의사항 (Attention) :</p> <p>1. 안전관리부품은 전기적인 안전에 직접적인 영향을 주는 부품으로서 안전인증기관이 정기공장검사시 확인관리 하는 사항입니다. 따라서 상기목록에 기재된 사항을 변경하거나 또는 복수등재를 원하시는 경우는 안전인증기관에 인증변경신청을 하여야 합니다. <i>As the "Critical components" are parts in directly related with safety, these components shall be checked during a factory inspection by the certification body. In case of applying multiple listing or changing the items above, the certification revision shall be applied.</i></p> <p>2. 인증변경신청 없이 임의로 변경하는 경우는, 전기용품안전관리법 제 9 조제 1 항의 규정에 의한 안전인증 취소 사유가 됨을 유의하시기 바랍니다. · <i>The Safety Certification will be cancelled under the Safety Control Law for Electrical Appliances, Paragraph 1 of Article 9 if the contents of the Certification is altered without our authorization.</i></p>				

FP511-10-00

첨부 2 : 기본모델 · 파생모델의 내용
General description of Certified Products

파생모델명 Derivative model	기본모델과의 차이점 Differences between the basic and derivative model(s)
FSD 12A (with pigtails)	Lead wire type(pigtails)
FSD 15A	Rated current and breaking capacity is changed(AC250V 15A, 150A)
FSD 15A(with pigtails)	Rated current and breaking capacity is changed(AC250V 15A, 150A), Lead wire type(pigtails)
제품특기사항 및 시험조건 Remarks & Test conditions	
<p>1. Test report Ref. No. : 09-1920-0780 (2009.03.05.)</p> <p>2. Products Description</p> <ul style="list-style-type: none"> - MINIATURE FUSE - Standard sheet 2 - Quick-acting - Low-breaking capacity - F12AL 250 V, 120A 	
<p><input type="checkbox"/> 본 제품의 시험내용에 관하여 문의하실 사항이 있으시면 아래 연락처로 문의하시기 바랍니다. 시험담당자 : 디지털산업본부 전자부품센터 조인철 / (02)860-1425</p> <p><input type="checkbox"/> If you have any question on product testing, please contact the person below : Job holder : Digital Industry Division Electric Components Center, INCHUL CHO/+82 2 8601-425</p>	

FP511-09-00

첨부 3 : 전기용품안전인증의 변경 현황
Status of Certificate Revisions

변경발급 내용 Contents of Certificate Revisions
Not applicable

FP511-11-00

접수번호 : 22-056572-05-1
(Receipt No.)



안전인증서

Safety Certificate

안전인증번호 : SU05015-9005A
(Certificate No.)

제조업자/수입업자명 : Suzhou Walter Electronic Co., Ltd.
(Manufacturer/importer)

주소 : Fenu, Technic Development Zone, Luxu Wu Jiang, Jiangsu, China
(Address)

제품명 : 퓨즈(Cartridge fuse link)
(Product)

기본모델명 : FSD 200mA
(Basic Model)

파생모델명 : See the attachment 2
(Series Model)

정격/안전기준상의 모델구분 : AC250V, 200mA
(Rating)

시험기준 : K60127-1, K60127-2
(Standard)

본 인증서는 제조국명 : 중국
제조업자명 : Suzhou Walter Electronic Co., Ltd.
제조공장의 주소 : Fenu, Technic Development Zone, Luxu Wu Jiang, Jiangsu, China
의 제품에만 해당함

「전기용품 및 생활용품 안전관리법 시행규칙」 제9조제2항, 제4항, 제10조제2항 또는 제15조제2항에 따라 안전인증서를 발급합니다.

We Issue This Safety Certificate for the above appliances in accordance with the Article 9(2),9(4),10(2) or 15(2) of the Enforcement Rule of the Electrical Appliances and Consumer Products Safety Control Act.

2022 년 09 월 15 일
Year month day

한국산업기술시험원장
KOREA TESTING LABORATORY



* 이 인증서는 「전기용품 및 생활용품 안전관리법 시행규칙」에 따른 제품의 안전성 확인에 한정된 것이며, 그 밖의 다른 법률이 적용되는 제품의 경우에는 해당 법률에 따라 추가로 인증·허가 등을 받아야 합니다.

첨부서류	1. 전기용품의 안전관리부품 및 재질목록(List of Critical Components) 2. 기본모델·파생모델의 내용 (Descriptions of the basic and series model) 3. 안전인증의 변경 현황 (Revisions Status)
------	---

첨부 1 : 전기용품의 안전관리부품 및 재질목록
 List of Critical Components

부품명 (회로기호) Component(Part no.)	제조사(상표명) Manufacturer(Brand)	모델명(형식) Model(Type)	정격 또는 특성 Rating or Characteristics	인증마크 Tested by
Not applicable				

유의사항 (Attention) :

1. 안전관리부품은 전기적인 안전에 직접적인 영향을 주는 부품으로서 안전인증기관이 정기공장검사 시 확인 관리 하는 사항입니다. 따라서 상기목록에 기재된 사항을 변경하거나 또는 복수등록을 원하시는 경우는 안전인증기관에 인증변경신청을 하여야 합니다.

As the "Critical components" are parts in directly related with safety, these components shall be checked during a factory inspection by the certification body. In case of applying multiple listing or changing the items above, the certification revision shall be applied.

2. 인증변경신청 없이 임의로 변경하는 경우는, 전기용품 및 생활용품 안전관리법 시행규칙 제 21 조제 1 항 또는 제 38 조제 1 항 규정에 의한 안전인증 취소 혹은 안전확인신고 효력상실 사유가 됨을 유의하시기 바랍니다.

The Safety Certification will be cancelled under the Article 21(1), 38(1) of the Enforcement Rule of the Electrical appliances and Consumer Products Safety Control Act if the contents of the Certification is altered without our authorization.

FP511-04

□ **첨부 2 : 기본모델 · 파생모델의 내용**
Description of the basic and series model

파생모델명 Derivative model	기본모델과의 차이점 Differences between the basic and derivative model(s)
FSD 200mA (with pigtails)	Lead wire type(pigtails)
FSD 250mA	Rated current is changed(AC250V 250mA)
FSD 250mA(with pigtails)	Rated current is changed(AC250V 250mA), Lead wire type(pigtails)
FSD 315mA	Rated current is changed(AC250V 315mA)
FSD 315mA(with pigtails)	Rated current is changed(AC250V 315mA), Lead wire type(pigtails)
FSD 400mA	Rated current is changed(AC250V 400mA)
FSD 400mA(with pigtails)	Rated current is changed(AC250V 400mA), Lead wire type(pigtails)
FSD 500mA	Rated current is changed(AC250V 500mA)
FSD 500mA(with pigtails)	Rated current is changed(AC250V 500mA), Lead wire type(pigtails)
FSD 630mA	Rated current is changed(AC250V 630mA)
FSD 630mA(with pigtails)	Rated current is changed(AC250V 630mA), Lead wire type(pigtails)
FSD 800mA	Rated current is changed(AC250V 800mA)
FSD 800mA(with pigtails)	Rated current is changed(AC250V 800mA), Lead wire type(pigtails)
제품특기사항 및 시험조건 Remarks & Test conditions	
<p>1. Test report Ref. No. : 09-1920-0781 (2009.03.05.)</p> <p>2. Products Description</p> <ul style="list-style-type: none"> - MINIATURE FUSE - Standard sheet 2 - Quick-acting - Low-breaking capacity - F200mAL 250 V, 35A 	
<p>□ 본 제품의 검토내용에 관하여 의문사항이 있으시면 아래 연락처로 문의하시기 바랍니다. 검토 담당자 / 연락처 : 고객지원본부 인증융합평가센터 신 종욱 / 02-8601-1437</p> <p>□ <i>If you have any question on product review, please contact the person below :</i> <i>Job holder: Customer Support Division, Certification Convergence Evaluation Center, J.U.Shin / +82 2 860-1437</i></p>	

FP511-05

첨부 3 : 안전인증의 변경 현황
Revisions Status

변경발급 내용 Contents of Certificate Revisions
1 st Rev.) Reissue certificate due to loss of certificate (22-056572-05-1 : 2022.09.15.)

FP511-06

