

◆ General

● Scope

This specification is available for Alloy Shunt Resistors manufactured by ELLON Electro-Mechanics Co., Ltd.

● Quality

The resistor is manufactured by highly quality-controlled process and guaranteed high reliability, it meets RoHS & Halogen-Free requirement.

● Standard measuring conditions

Temperature $20 \pm 2^\circ\text{C}$, Humidity $65 \pm 5\%$. Being no doubt about the judgment, measurements can be made within the following Temperature $5 \sim 35^\circ\text{C}$, Humidity $45 \sim 85\%$.

◆ Applications

- Current sensor for power hybrid applications
- Frequency converters
- Power modules
- Communication system
- Automatic control power supply
- High current applications for the automotive

◆ Specification

- Resistance Value: $0.1\text{m}\Omega \sim 5\text{m}\Omega$
- Value accuracy: $\pm 0.5\%(D)$, $\pm 1\%(F)$, $\pm 5\%(J)$
- Resistance temperature coefficient : MIN 20PPM/ $^\circ\text{C}$
- Working temperature range: $-55^\circ\text{C} \sim +175^\circ\text{C}$
- Inductors: $< 2\text{N}h$
- EMV($0 \sim 100^\circ\text{C}$): $< 1\mu\text{V}/^\circ\text{C}$
- Power($P_{70^\circ\text{C}}$): MAX15W
- AEC-Q200 Reliability Testing Passed

◆ Part Number System

<u>ESR</u>	<u>25</u>	<u>F</u>	<u>2W</u>	<u>R001</u>	<u>M</u>	<u>02</u>	<u>G</u>
ESR	25=2512 27=2726 91=3921 59=5930	D= $\pm 0.5\%$ F = $\pm 1\%$ G= $\pm 2\%$ J= $\pm 5\%$	1W5=1.5Watt 2W=2Watt 3W=3Watt 5W=5Watt --- 15W=15Watt	0M30=0.3m Ω R001=1m Ω --- R005=5m Ω	F:FeCrAl M:MnCu K:Karma	02=2000 04=4000	RoHS

(1): ESR Series

(2): Size Code: 25=2512, 27=2726, 91=3921, 59=5930

(3): Tolerance Code: D= $\pm 0.5\%$, F = $\pm 1\%$, G= $\pm 2\%$, J= $\pm 5\%$

(4): Power Rating: Ex. 1W=1Watt; 1W5=1.5Watt; 2W=2Watt ; 3W=3Watt; 5W=5Watt ;

(5): Resistance Code: 0M30= 0.3mR R001=1mR

(6): Materials: F:FeCrAl; M:MnCu; K:Karma

(7): Optional reel quantity: 02=2000PCS; 01=1000PCS; 04=4000PCS;

(8): RoHS compliant

Matel Type-current Shunt Resistors – ESR Series



Standard Electrical Specifications

Type	Item	Rated Power at 100°C	Rated Power at 70°C	Materials	T.C.R. (PPM/°C)	Resistance Range	T(mm)
						D(±0.5%)F(±1%) G(+2%)J(±5%)	
ESR2512		3W	6W	M	±100	0.3mΩ	0.95±0.1
		3W	6W	M	±100	0.35mΩ	0.80±0.1
		3W	6W	M	±100	0.4mΩ	0.88±0.1
		3W	6W	M	±100	0.5mΩ	0.85±0.1
		3W	6W	M	±100	0.7mΩ	0.60±0.1
		3W	6W	M	±100	0.75mΩ	0.56±0.1
		3W	6W	M	±100	1mΩ	0.42±0.1
		3W	5W	F	±20	2mΩ	0.67±0.1
		2W	4W	F	±20	3mΩ	0.45±0.1
		2W	3W	F	±20	4mΩ	0.32±0.1
		1.5W	2.5W	F	±20	5mΩ	0.32±0.1
		4W	6W	K	±50	2mΩ	0.65±0.1
		3W	4W	K	±50	2.5mΩ	0.50±0.1
		3W	4W	K	±50	3mΩ	0.43±0.1
		2W	3W	K	±50	4mΩ	0.32±0.1
		1.5W	2.5W	K	±50	5mΩ	0.28±0.1
ESR2726		9W	12W	M	±150	0.1mΩ	1.70±0.1
		9W	12W	M	±150	0.2mΩ	1.70±0.1
		7W	11W	M	±150	0.3mΩ	1.50±0.1
ESR3921		5W	12W	M	±100	0.2mΩ	1.71±0.1
		5W	10W	M	±100	0.3mΩ	1.28±0.1
		5W	9W	M	±100	0.4mΩ	1.00±0.1
		5W	9W	M	±100	0.5mΩ	0.82±0.1
		5W	8W	M	±100	0.7mΩ	0.55±0.1
		5W	7W	M	±100	0.8mR	0.48±0.1
		4W	7W	M	±100	1mΩ	0.42±0.1
		5W	8W	F	±50	1mΩ	1.22±0.1
		4W	7W	F	±50	1.5mΩ	0.95±0.1
		4W	6W	F	±50	2mΩ	0.62±0.1
		3W	5W	F	±50	3mΩ	0.42±0.1
		2.5W	4W	F	±50	4mΩ	0.35±0.1
		4W	5W	F	±50	5mΩ	0.28±0.1
		5W	8W	K	±75	1mΩ	1.18±0.1
		4W	7W	K	±75	1.5mΩ	1.05±0.1
		4W	6W	K	±75	2mΩ	0.65±0.1
		3W	5W	K	±75	3mΩ	0.43±0.1
		2.5W	4W	K	±75	4mΩ	0.32±0.1
		2W	3W	K	±75	5mΩ	0.28±0.1
ESR5930		10W	15W	M	±200	0.1mΩ	1.70±0.1
		10W	15W	M	±150	0.2mΩ	1.50±0.1

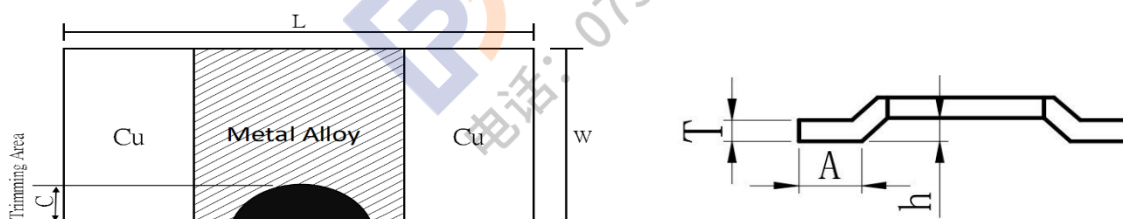
Matel Type-current Shunt Resistors – ESR Series



	7W	10W	M	±150	0.3mΩ	0.96±0.1
	6W	9W	M	±150	0.4mΩ	0.72±0.1
	6W	8W	M	±100	0.5mΩ	0.58±0.1
	6W	7W	M	±100	0.7mΩ	0.42±0.1
	5W	7W	M	±100	0.75mΩ	0.39±0.1
	5W	7W	M	±100	0.8mΩ	0.36±0.1
	6W	9W	F	±50	1mΩ	0.94±0.1
	6W	8W	F	±50	1.5mΩ	0.62±0.1
	5W	7W	F	±50	2mΩ	0.48±0.1
	5W	7W	F	±50	3mΩ	0.31±0.1
	6W	9W	K	±75	1mΩ	0.88±0.1
	6W	8W	K	±75	1.5mΩ	0.55±0.1
	5W	7W	K	±75	2mΩ	0.43±0.1
	4W	7W	K	±75	3mΩ	0.30±0.1

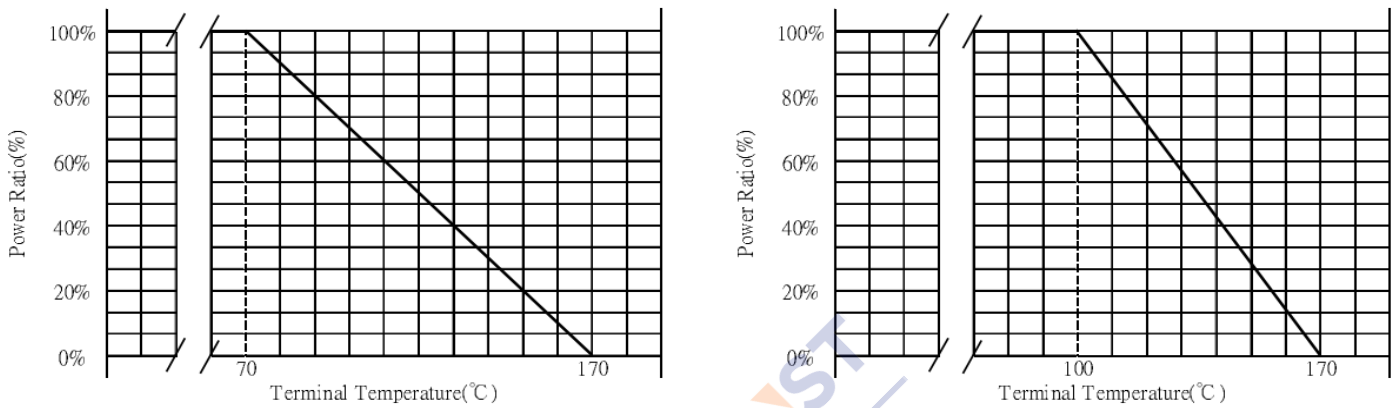
- For non-standard parts, please contact our sales dept.
- Power rating is guaranteed for use an aluminum substrate.
- Operating Temperature Range :-55°C~+170°C

◆ Type Dimension

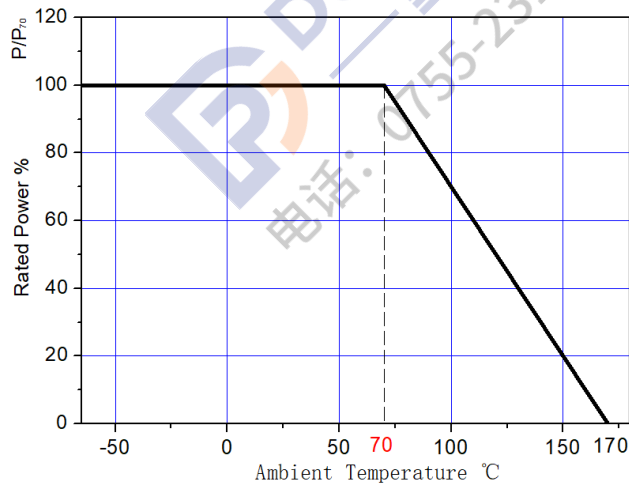


Type	Resistance	L(mm)	w(mm)	A(mm)	H(mm)
ESR2512	0.3mΩ~5mΩ	6.4±0.2	3.2±0.25	1.2±0.2	0.5±0.1
ESR2726	0.1mΩ~0.2mΩ	6.95±0.2	6.6±0.15	2.3±0.3	1.7±0.1
	0.3mΩ	6.95±0.2	6.6±0.15	2.1±0.3	1.5±0.1
ESR3921	0.2mΩ~5mΩ	10±0.2	5.2±0.25	2.0±0.2	1.0±0.25
ESR5930	0.1mΩ	15±0.2	7.7±0.3	5.5±0.2	1.0±0.3
	0.2mΩ~3mΩ	15±0.2	7.7±0.3	4.2±0.2	0.5±0.15

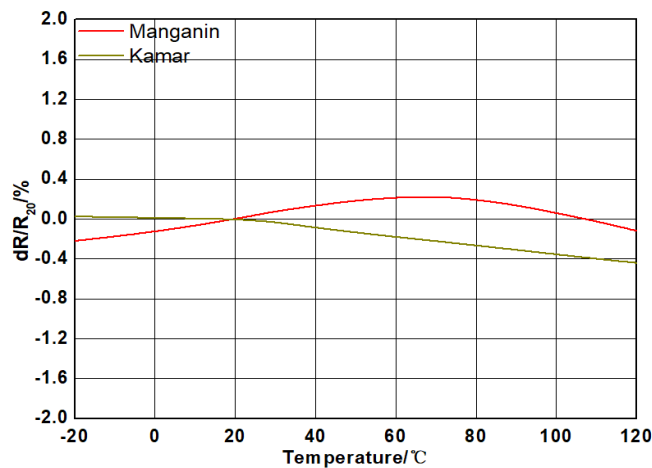
◆ Power Derating Curve



◆ Power Derating



◆ TCR Derating



◆ **Rated Voltage:**

The rated voltage is calculated by the following formula:

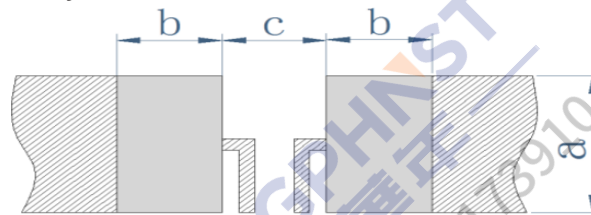
$$E(RCWV) = \sqrt{P * R}$$

E=Rated Voltage(V)

P=Rated Power(W)

R=Resistance Value(R)

◆ **Recommended Solder Pad Layout**



Unit: mm

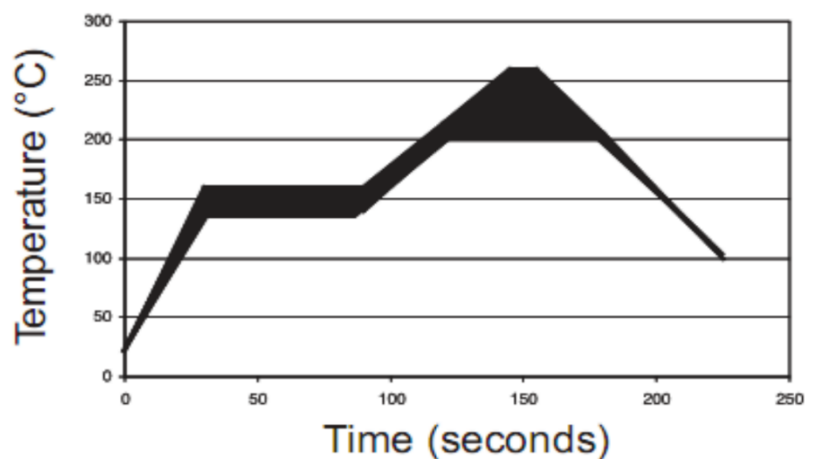
TYPE	Resistance	a	b	c
ESR2512	0.3mΩ~5mΩ	3.6	1.8	3.8
ESR2726	0.1mΩ~0.2mΩ	7.95	3	1.6
	0.3mΩ	7.95	3	1.6
ESR3921	0.2mΩ~5mΩ	6.2	2.7	5.6
ESR5930	0.1mΩ	8.75	6.2	3.6
	0.2mΩ~3mΩ	8.75	5.2	5.6

◆ **Recommend Soldering Conditions:**

Peaks reflow temperatures and durations

- Reflow Peak = 260 max for 10 sec
- Not suitable for wave soldering

Recommended IR Reflow Profile



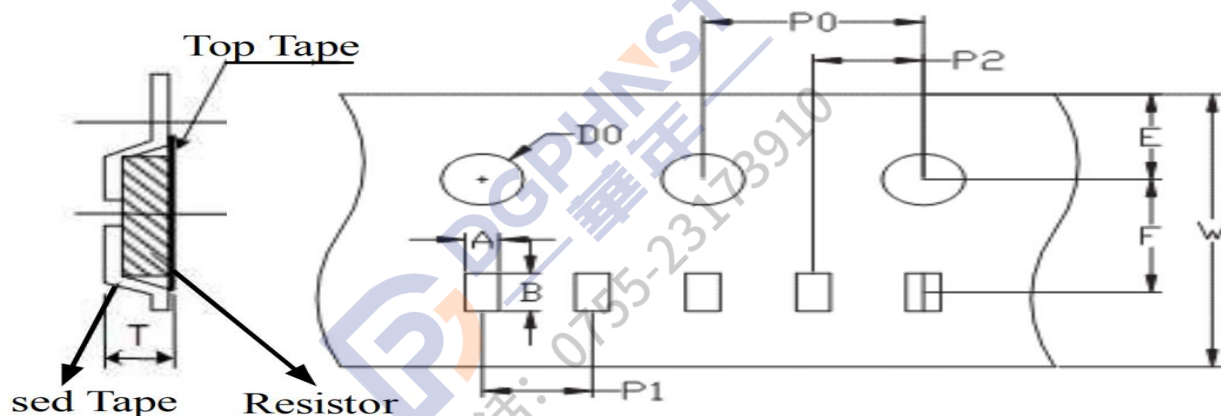
◆ **Storage Temperature**

Temperature 20~30℃, Humidity 40~80%

◆ **Packaging**

Size EIA	ESR2512	ESR2726	ESR3921	ESR5930
Standard Packing Quantity (pcs /reel)	4000	2000	2000	2000

Embossed plastic Tape Specifications



◆ **Dimension**

ITEM	A	B	E	F	W	P0	P1	P2	D0	T
ESR2512	3.55±0.1	6.75±0.1	1.75±0.1	5.5±0.05	12.0±0.2	4.0±0.05	4.0±0.1	2.0±0.05	1.5±0.1	1.2±0.2
ESR2726	7.8±0.1	7.5±0.1	1.75±0.1	7.5±0.05	16.0±0.2	4.0±0.05	12.0±0.1	2.0±0.05	1.5±0.1	1.9±0.2
ESR3921	5.5±0.1	10.8±0.1	1.75±0.1	6.5±0.05	16.0±0.2	4.0±0.05	12.0±0.1	6.0±0.05	1.5±0.1	1.2±0.2
ESR5930	8.40±0.1	15.3±0.1	1.75±0.1	11.5±0.1	24.0±0.3	4.0±0.1	12.0±0.1	2.0±0.1	1.5±0.1	2.30±0.1