

## Surface Mount Transient Voltage Suppressors (TVS)

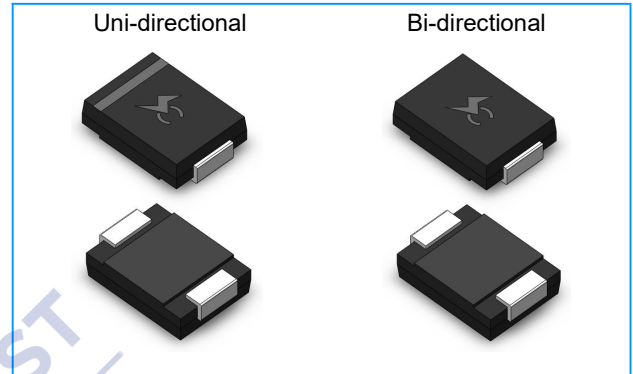
**5.0SMDJ Series**
**11 to 440 V**
**5000W**
**DO-214AB/SMC**

### Description

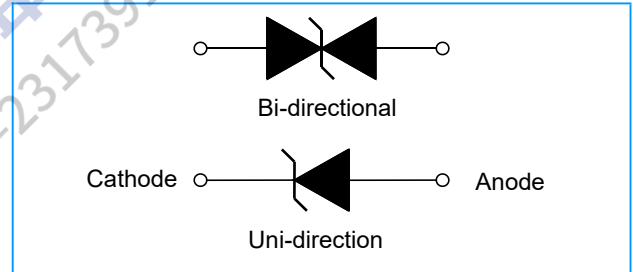
The 5.0SMDJ series is designed specifically to protect sensitive electronic equipment from voltage transients induced by lightning and other transient voltage events.

### Features

- ◆ For surface mounted applications in order to optimize board space
- ◆ Low leakage
- ◆ Uni and Bidirectional unit
- ◆ Glass passivated junction
- ◆ Low inductance
- ◆ Excellent clamping capability
- ◆ 5000W Peak power capability at  $10 \times 1000\mu\text{s}$  waveform Repetition rate (duty cycle):0.01%
- ◆ Fast response time: typically less than 1.0ps from 0 Volts to  $V_{BR}$  min
- ◆ Typical  $I_R$  less than 5 $\mu\text{A}$  above 25V.
- ◆ High Temperature soldering: 260 $^{\circ}\text{C}$ /40 seconds at terminals
- ◆ Typical maximum temperature coefficient  $\Delta V_{BR} = 0.1\% \times V_{BR}@25^{\circ}\text{C} \times \Delta T$
- ◆ Plastic package has Underwriters Laboratory Flammability 94V-0
- ◆ Matte tin lead-free Plated
- ◆ Halogen free and RoHS compliant
- ◆ Typical failure mode is short from over-specified voltage or current
- ◆ Whisker test is conducted based on JEDEC JESD201A per its table 4a and 4c
- ◆ IEC-61000-4-2 ESD 15kV(Air), 8kV (Contact)
- ◆ ESD protection of data lines in accordance with IEC 61000-4-2 (IEC801-2)
- ◆ EFT protection of data lines in accordance with IEC 61000-4-4 (IEC801-4)



### Functional Diagram



### Applications

TVS devices are ideal for the protection of I/O interfaces,  $V_{CC}$  bus and other vulnerable circuits used in Telecom, Computer, Industrial and Consumer electronic applications.

### Maximum Ratings ( $T_A=25^{\circ}\text{C}$ unless otherwise noted)

Parameter	Symbol	Value	Unit
Peak Pulse Power Dissipation with a 10/1000 $\mu\text{s}$ waveform (Fig.1)(Note 1), (Note 2)	$P_{PPM}$	5000	W
Peak Pulse Current with a 10/1000 $\mu\text{s}$ waveform.(Note1, Fig.3)	$I_{PP}$	See Next Table	A
Power Dissipation on Infinite Heat Sink at $T_L=75^{\circ}\text{C}$	$P_{M(AV)}$	6.5	W
Peak Forward Surge Current, 8.3ms Single Half Sine Wave (Note 3)	$I_{FSM}$	300	A
Maximum Instantaneous Forward Voltage at 25A for Unidirectional Only (Note 4)	$V_F$	3.5/5.0	V
Operating junction and Storage Temperature Range	$T_J, T_{STG}$	-55 to +150	$^{\circ}\text{C}$

#### Notes:

1. Non-repetitive current pulse, per Fig. 3 and derated above  $T_A = 25^{\circ}\text{C}$  per Fig. 2.
2. Mounted on 5.0mm x 5.0mm (0.03mm thick) Copper Pads to each terminal.
3. 8.3ms single half sine-wave, or equivalent square wave, Duty cycle = 4 pulses per minutes maximum.
4.  $V_F < 3.5\text{V}$  for  $V_{BR} < 200\text{V}$  and  $V_F < 6.5\text{V}$  for  $V_{BR} > 201\text{V}$ .

## Surface Mount Transient Voltage Suppressors (TVS)

**5.0SMDJ Series**
**11 to 440 V**
**5000W**
**DO-214AB/SMC**
**Electrical Characteristics (T<sub>A</sub>=25°C unless otherwise noted)**

Part Number		Marking		Reverse Stand-Off Voltage V <sub>RWM</sub> (V)	Breakdown Voltage V <sub>BR</sub> (V) @I <sub>T</sub>		Test Current I <sub>T</sub> (mA)	Maximum Clamping Voltage V <sub>C</sub> @I <sub>PP</sub> (V)	Maximum Peak Pulse Current I <sub>PP</sub> (A)	Maximum Reverse Leakage I <sub>R</sub> @V <sub>RWM</sub> (μA)
Uni	Bi	Uni	Bi		MIN	MAX				
--	5.0SMDJ8.0CA	--	5BDP	8.0	8.89	9.83	1	13.6	367.60	100
5.0SMDJ11A	5.0SMDJ11CA	5PDX	5BDX	11.0	12.20	13.50	1	18.2	277.47	800
5.0SMDJ12A	5.0SMDJ12CA	5PDZ	5BDZ	12.0	13.30	14.70	1	19.9	253.77	800
5.0SMDJ13A	5.0SMDJ13CA	5PEE	5BEE	13.0	14.40	15.90	1	21.5	234.88	500
5.0SMDJ14A	5.0SMDJ14CA	5PEG	5BEG	14.0	15.60	17.20	1	23.2	217.67	200
5.0SMDJ15A	5.0SMDJ15CA	5PEK	5BEK	15.0	16.70	18.50	1	24.4	206.97	100
5.0SMDJ16A	5.0SMDJ16CA	5PEM	5BEM	16.0	17.80	19.70	1	26.0	194.23	50
5.0SMDJ17A	5.0SMDJ17CA	5PEP	5BEP	17.0	18.90	20.90	1	27.6	182.97	20
5.0SMDJ18A	5.0SMDJ18CA	5PER	5BER	18.0	20.00	22.10	1	29.2	172.95	10
5.0SMDJ19A	5.0SMDJ19CA	5PET	5BET	19.0	21.10	23.30	1	30.8	164.07	10
5.0SMDJ20A	5.0SMDJ20CA	5PEV	5BEV	20.0	22.20	24.50	1	32.4	155.86	5
5.0SMDJ22A	5.0SMDJ22CA	5PEX	5BEX	22.0	24.40	26.90	1	35.5	142.25	5
5.0SMDJ24A	5.0SMDJ24CA	5PEZ	5BEZ	24.0	26.70	29.50	1	38.9	129.82	5
5.0SMDJ26A	5.0SMDJ26CA	5PFE	5BFE	26.0	28.90	31.90	1	42.1	119.95	5
5.0SMDJ28A	5.0SMDJ28CA	5PFG	5BFG	28.0	31.10	34.40	1	45.4	111.23	5
5.0SMDJ30A	5.0SMDJ30CA	5PFK	5BFK	30.0	33.30	36.80	1	48.4	104.34	5
5.0SMDJ33A	5.0SMDJ33CA	5PFM	5BFM	33.0	36.70	40.60	1	53.3	94.75	5
5.0SMDJ36A	5.0SMDJ36CA	5PFP	5BFP	36.0	40.00	44.20	1	58.1	86.92	5
5.0SMDJ40A	5.0SMDJ40CA	5PFR	5BFR	40.0	44.40	49.10	1	64.5	78.29	5
5.0SMDJ43A	5.0SMDJ43CA	5PFT	5BFT	43.0	47.80	52.80	1	69.4	72.77	5
5.0SMDJ45A	5.0SMDJ45CA	5PFV	5BFV	45.0	50.00	55.30	1	72.7	69.46	5
5.0SMDJ48A	5.0SMDJ48CA	5PFX	5BFX	48.0	53.30	58.90	1	77.4	65.25	5
5.0SMDJ51A	5.0SMDJ51CA	5PFZ	5BFZ	51.0	56.70	62.70	1	82.4	61.29	5
5.0SMDJ54A	5.0SMDJ54CA	5PGE	5BGE	54.0	60.00	66.30	1	87.1	57.98	5
5.0SMDJ58A	5.0SMDJ58CA	5PGG	5BGG	58.0	64.40	71.20	1	93.6	53.95	5

## Surface Mount Transient Voltage Suppressors (TVS)

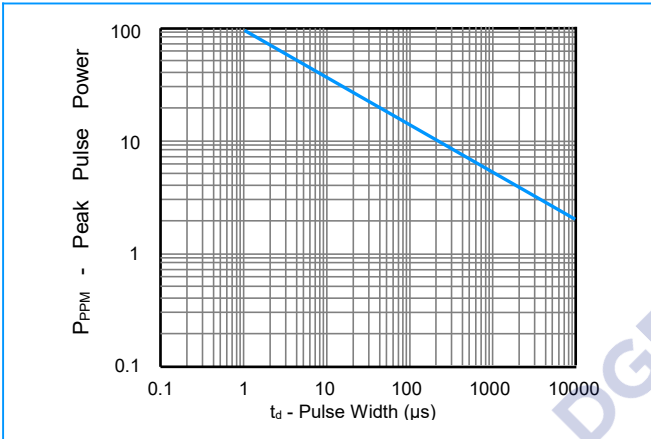
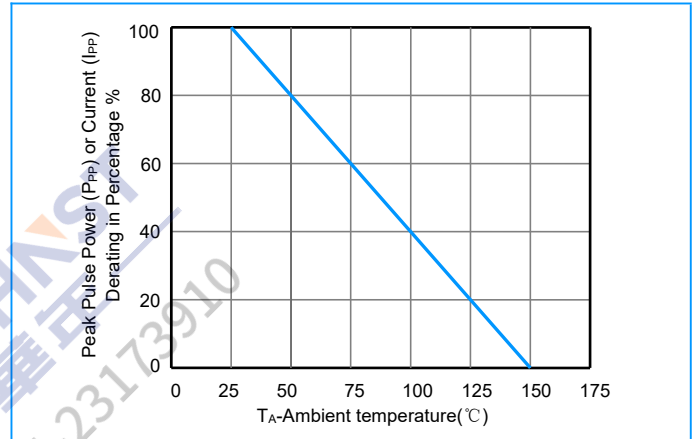
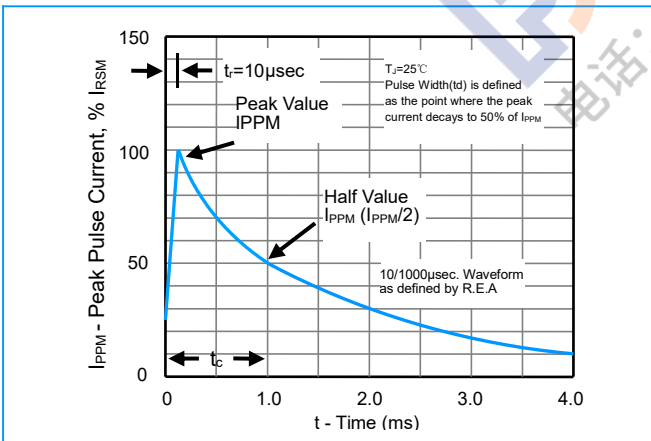
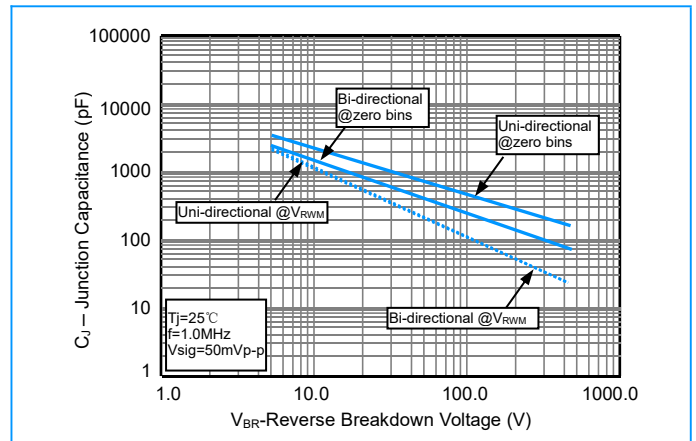
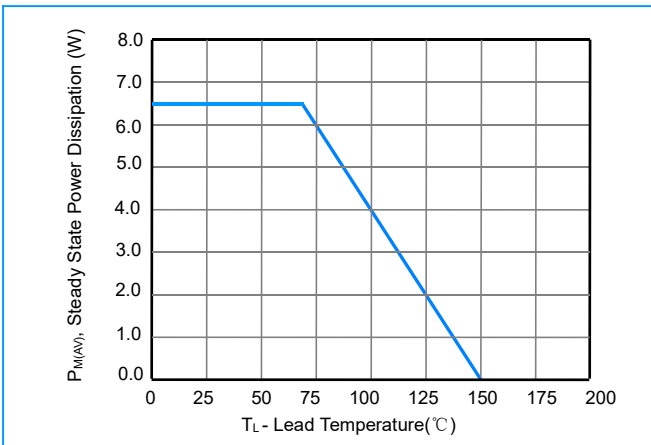
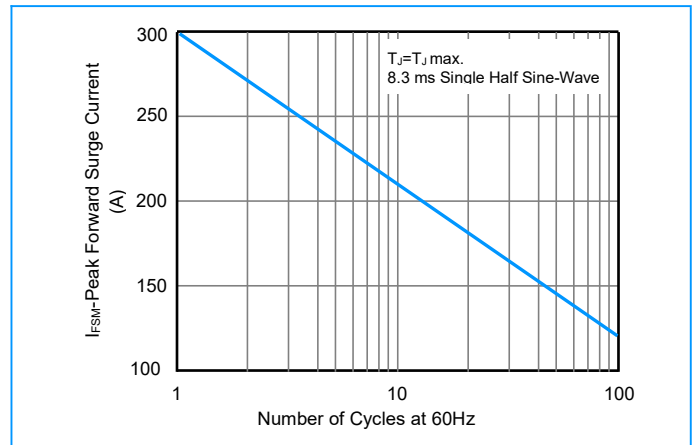
**5.0SMDJ Series**
**11 to 440 V**
**5000W**
**DO-214AB/SMC**
**Electrical Characteristics (T<sub>A</sub>=25°C unless otherwise noted) (Continue)**

Part Number		Marking		Reverse Stand-Off Voltage V <sub>RWM</sub> (V)	Breakdown Voltage V <sub>BR</sub> (V) @I <sub>T</sub>		Test Current I <sub>T</sub> (mA)	Maximum Clamping Voltage V <sub>C</sub> @I <sub>PP</sub> (V)	Maximum Peak Pulse Current I <sub>PP</sub> (A)	Maximum Reverse Leakage I <sub>R</sub> @V <sub>RWM</sub> (μA)
Uni	Bi	Uni	Bi		MIN	MAX				
5.0SMDJ60A	5.0SMDJ60CA	5PGK	5BGK	60.0	66.70	73.70	1	96.8	52.17	5
5.0SMDJ64A	5.0SMDJ64CA	5PGM	5BGM	64.0	71.10	78.60	1	103.0	49.03	5
5.0SMDJ70A	5.0SMDJ70CA	5PGP	5BGP	70.0	77.80	86.00	1	113.0	44.69	5
5.0SMDJ75A	5.0SMDJ75CA	5PGR	5BGR	75.0	83.30	92.10	1	121.0	41.74	5
5.0SMDJ78A	5.0SMDJ78CA	5PGT	5BGT	78.0	86.70	95.80	1	126.0	40.08	5
5.0SMDJ80A	5.0SMDJ80CA	5PGB	5BGB	80.0	88.80	97.60	1	129.6	38.97	5
5.0SMDJ85A	5.0SMDJ85CA	5PGV	5BGV	85.0	94.40	104.00	1	137.0	36.86	5
5.0SMDJ90A	5.0SMDJ90CA	5PGX	5BGX	90.0	100.00	111.00	1	146.0	34.59	5
5.0SMDJ100A	5.0SMDJ100CA	5PGZ	5BGZ	100.0	111.00	123.00	1	162.0	31.17	5
5.0SMDJ110A	5.0SMDJ110CA	5PHE	5BHE	110.0	122.00	135.00	1	177.0	28.53	5
5.0SMDJ120A	5.0SMDJ120CA	5PHG	5BHG	120.0	133.00	147.00	1	193.0	26.17	5
5.0SMDJ130A	5.0SMDJ130CA	5PHK	5BHK	130.0	144.00	159.00	1	209.0	24.16	5
5.0SMDJ140A	5.0SMDJ140CA	5PHB	5BHB	140.0	155.00	171.00	1	226.8	22.27	5
5.0SMDJ150A	5.0SMDJ150CA	5PHM	5BHM	150.0	167.00	185.00	1	243.0	20.78	5
5.0SMDJ160A	5.0SMDJ160CA	5PHP	5BHP	160.0	178.00	197.00	1	259.0	19.50	5
5.0SMDJ170A	5.0SMDJ170CA	5PHR	5BHR	170.0	189.00	209.00	1	275.0	18.36	5
5.0SMDJ180A	5.0SMDJ180CA	5PHT	5BHT	180.0	201.00	220.00	1	291.6	17.32	5
5.0SMDJ190A	5.0SMDJ190CA	5PHV	5BHV	190.0	211.00	232.00	1	307.8	16.41	5
5.0SMDJ200A	5.0SMDJ200CA	5PHW	5BHW	200.0	224.00	247.00	1	324.0	15.43	5
5.0SMDJ220A	5.0SMDJ220CA	5PHX	5BHX	220.0	246.00	272.00	1	356.0	14.04	5
5.0SMDJ250A	5.0SMDJ250CA	5PHZ	5BHZ	250.0	279.00	309.00	1	405.0	12.35	5
5.0SMDJ300A	5.0SMDJ300CA	5PJE	5BJE	300.0	335.00	371.00	1	486.0	10.29	5
5.0SMDJ350A	5.0SMDJ350CA	5PJG	5BJG	350.0	391.00	432.00	1	567.0	8.82	5
5.0SMDJ400A	5.0SMDJ400CA	5PJK	5BJK	400.0	447.00	494.00	1	648.0	7.72	5
5.0SMDJ440A	5.0SMDJ440CA	5PJM	5BJM	440.0	492.00	543.00	1	713.0	7.01	5

**Notes:**

- Suffix 'A' denotes 5% tolerance device.
- Add suffix 'C' or 'CA' after part number to specify Bi-directional devices.
- For Bi-Directional devices having V<sub>R</sub> of 10 volts and under, the I<sub>R</sub> limit is double.

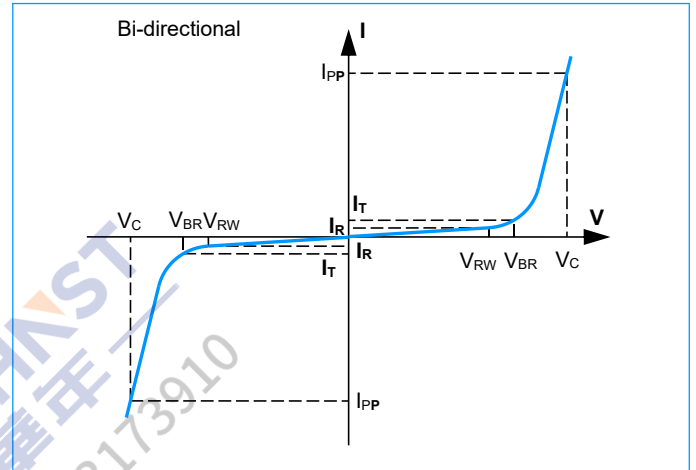
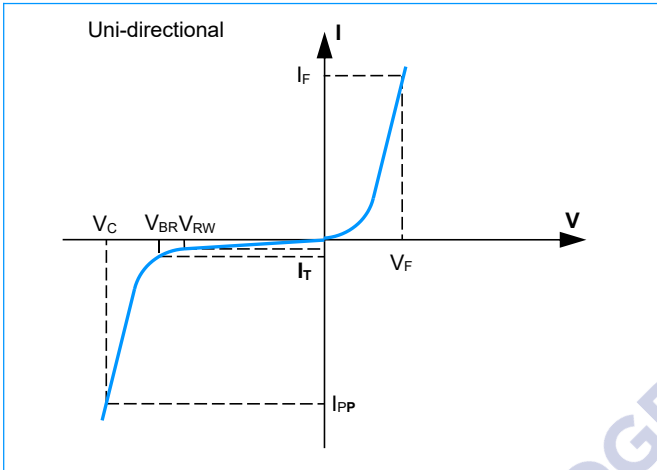
# Surface Mount Transient Voltage Suppressors (TVS)

**5.0SMDJ Series**
**11 to 440 V**
**5000W**
**DO-214AB/SMC**
**Ratings and Characteristic Curves ( $T_A=25^\circ\text{C}$  unless otherwise noted)**
**Figure 1 - Peak Pulse Power Rating Curve**

**Figure 2 - Pulse Derating Curve**

**Figure 3 - Pulse Waveform**

**Figure 4 - Typical Junction Capacitance**

**Figure 5 - Steady State Power Derating Curve**

**Figure 6 - Maximum Non-Repetitive Surge Current**


# Surface Mount Transient Voltage Suppressors (TVS)

**5.0SMDJ Series**
**11 to 440 V**
**5000W**
**DO-214AB/SMC**

## I-V Curve Characteristics



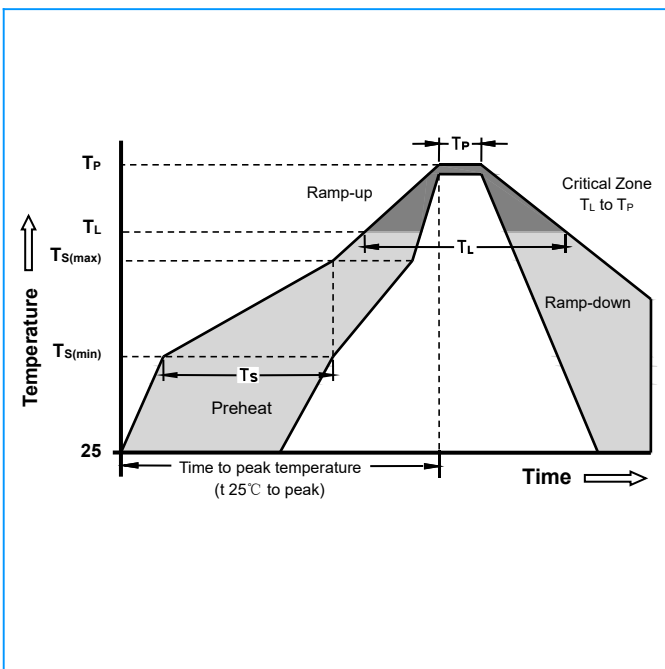
## Physical Specifications

<b>Weight</b>	0.007 ounce, 0.21 gram
<b>Case</b>	JEDEC DO-214AB Molded Plastic over glass passivated junction
<b>Polarity</b>	Color band denotes cathode except Bipolar
<b>Terminal</b>	Matte Tin-plated leads, Solderable per JESD22-B102D

## Environmental Specifications

<b>Temperature Cycle</b>	JESD22-A104
<b>Pressure Cooker</b>	JESD22-A102
<b>High Temp. Storage</b>	JESD22-A103
<b>HTRB</b>	JESD22-A108
<b>Thermal Shock</b>	JESD22-A106

## Soldering Parameters

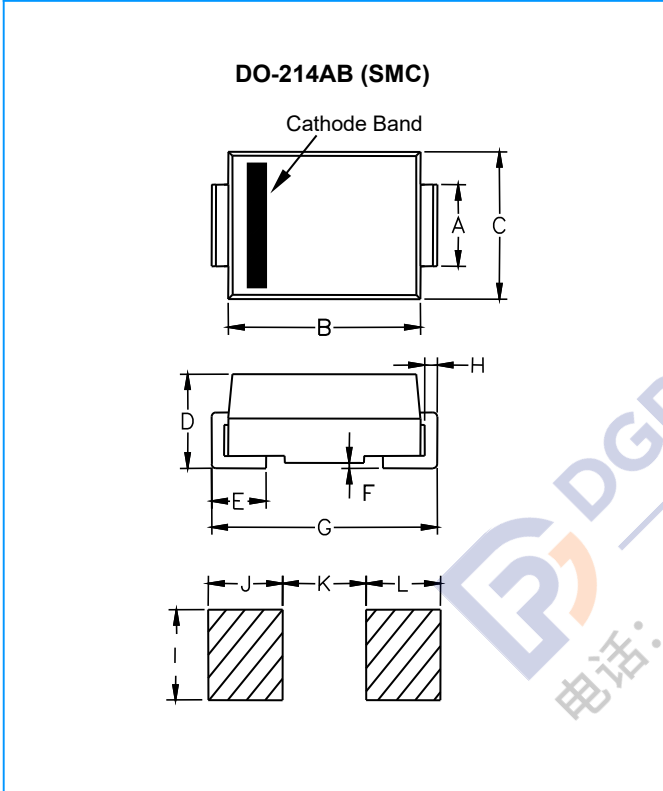


<b>Reflow Condition</b>		Lead-free assembly
<b>Pre Heat</b>	-Temperature Min ( $T_{S(min)}$ )	150°C
	-Temperature Max ( $T_{S(max)}$ )	200°C
	- Time (min to max) ( $T_S$ )	60 -180 Seconds
<b>Average ramp up rate ( Liquidus Temp <math>T_L</math>) to peak</b>		3°C/second max
<b><math>T_{S(max)}</math> to <math>T_L</math> - Ramp-up Rate</b>		3°C/second max
<b>Reflow</b>	- Temperature ( $T_L$ ) (Liquidus)	217°C
	- Time (min to max) ( $T_L$ )	60 -150 Seconds
<b>Peak Temperature (<math>T_P</math>)</b>		260 +0/-5°C
<b>Time within 5 °C of actual peak Temperature (<math>t_p</math>)</b>		20 -40 Seconds
<b>Ramp-down Rate</b>		6°C/second max
<b>Time 25°C to peak Temperature (<math>T_P</math>)</b>		8 minutes Max
<b>Do not exceed</b>		280°C

# Surface Mount Transient Voltage Suppressors (TVS)

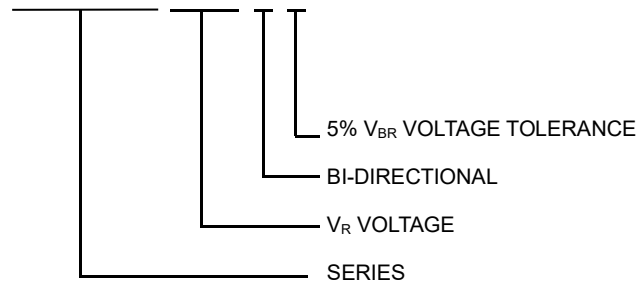
**5.0SMDJ Series**
**11 to 440 V**
**5000W**
**DO-214AB/SMC**

## Dimensions

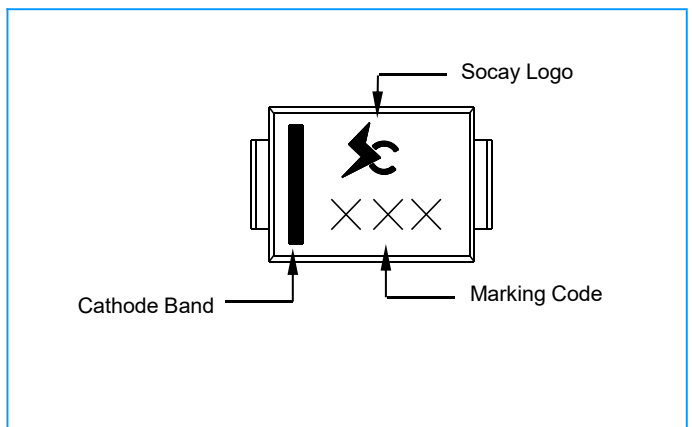


Dimensions	Inches		Millimeters	
	Min	Max	Min	Max
<b>A</b>	0.108	0.126	2.750	3.200
<b>B</b>	0.260	0.280	6.520	7.110
<b>C</b>	0.217	0.244	5.520	6.220
<b>D</b>	0.080	0.112	2.050	2.850
<b>E</b>	0.030	0.060	0.750	1.520
<b>F</b>	-	0.008	-	0.203
<b>G</b>	0.305	0.320	7.640	8.130
<b>H</b>	0.006	0.012	0.150	0.310
<b>I</b>	0.121	-	3.070	-
<b>J</b>	0.068	-	1.715	-
<b>K</b>	-	0.185	-	4.690
<b>L</b>	0.068	-	1.715	-

## Part Numbering

**5.0SMDJxxxCA**


## Part Marking



## Surface Mount Transient Voltage Suppressors (TVS)

**5.0SMDJ Series                      11 to 440 V                      5000W                      DO-214AB/SMC**

### Packaging

Part Number	Component Package	Quantity	Packaging Option
5.0SMDJXXXXX	DO-214AB	500 PCS	7" reel
		3000 PCS	13" reel

### Warning



- ◆ SOCAY owns the rights to a number of patents, trademarks, copyrights, trade secrets, and other intellectual property.
- ◆ SOCAY reserves the right to make changes without further notice to any products herein.
- ◆ SOCAY makes no warranties, representations or warranties as to the fitness of its products for any particular purpose, and disclaims any liability.
- ◆ The parameters provided in the SOCAY datasheet specification may vary from application to application, and the actual performance may vary over time. All operating parameters must be verified by the customer's technical expert before application.
- ◆ Any and all responsibilities and liabilities are disclaimed if any item under this notice of warning is not complied with.