

SUNWAY R CHIP DATASHEET



Metal Current Sensor SD Series

Tolerance : $\pm 1\%$ / $\pm 2\%$ / $\pm 5\%$

Sizes : 2512

RoHS compliant & Halogen free



WWW.SZ-SUNWAY.COM

CATALOGUE

1. ORDERING INFORMATION.....	1
2. MARKING AND CONSTUCTION.....	2
3. DIMENSION AND ELECTRICAL CHARACTERISITCS.....	3
4. FUNCTION DESCRIPTION.....	4
5. FOOTPRINT AND SOLDERING PROFILES.....	5
6. PACKING STYLE AND PACKAGING QUANTITY.....	6
7. TESTS AND REQUIREMENTS.....	8
8. REVISION HISTORY.....	9
9. SUNWAY CONTACT.....	10

DGPHNST
电话: 0755-23173910

1. ORDERING INFORMATION

SCOPE

This specification describes SD series current sensor - low TCR with lead-free terminations made by metal substrate.

APPLICATIONS

- Consumer goods
- Computer
- Telecom / Datacom
- Industrial / Power supply
- Alternative Energy
- Car electronics

FEATURES

- Halogen Free Epoxy
- AEC-Q200 qualified
- Halogen-free Epoxy
- RoHS compliant
- Reduce environmentally hazardous wastes
- High component and equipment reliability
- Non-forbidden materials used in products/production
- Low resistances applied to current sensing
- Anti-sulfur

ORDERING EXAMPLE

The ordering code of a SD 2512 3W Chip resistor, TCR100 , value 0.001 Ω with $\pm 1\%$ tolerance, supplied in 7-inch embossed plastic tape reel is: SD2512FR001F3WPKH

ORDERING INFORMATION-GLOBAL PART NUMBER

Global part numbers are identified by the series, sizes, tolerance ,packing type, temperature coefficient, taping reel and resistance value.

GLOBAL PART NUMBER

SD	XXXX	X	XXXX	X	XX	X	XH
	(1)	(2)	(3)	(4)	(5)	(6)	(7)

(1) SIZE

2512

(2) TOLERANCE

F = $\pm 1.0\%$
G = $\pm 2.0\%$
J = $\pm 5.0\%$

(3) RESISTANCE

Example:
U500 = 0.0005 Ω
R004 = 0.004 Ω

(4) TEMPERATURE COEFFICIENT OF RESISTANCE

E = $\pm 50\text{ppm}$
F = $\pm 100\text{ppm}$
J = $\pm 350\text{ppm}$

(5) POWER

3W

(6) CONTROL CODE

N:Lead Free, P:Total Lead Free


(7) PACKAGING TYPE & PRODUCT CODE

K = 07" Embossed plastic tape
H = Default code

2. MARKING AND CONSTRUCTION

MARKING

SD2512

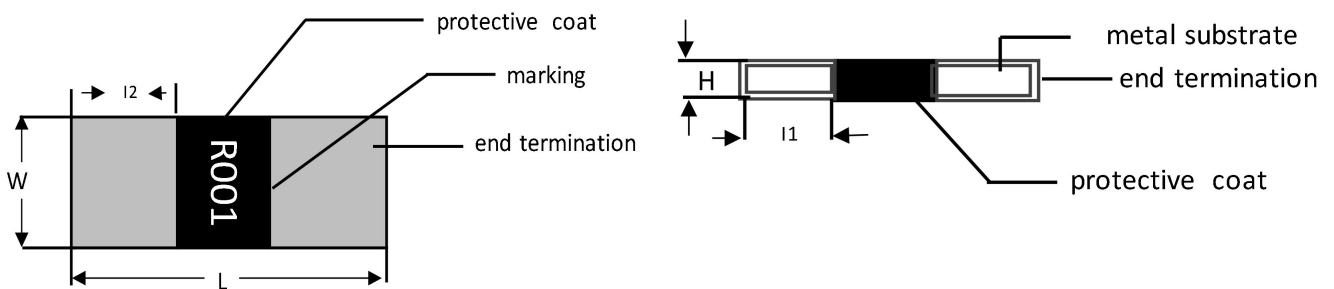


The "R" is used as a decimal point; the other 3 digits are significant
SD2512 (3W) : 0.5mΩ to 4mΩ

Value=0.001Ω

CONSTRUCTION

The resistors are constructed using outstanding TCR level material, which makes Sunway SD resistors excellent for current sensing application in battery charger circuit& DC-DC convergent. The composition of resistive material is adjusted to give the approximate required resistance and is covered with a protective coating. Marking is printed on the top side of the resistor. Finally, the three external terminations (Cu/Ni/matte Tin) are added, as shown in Fig.



3.DIMENSION AND ELECTRICAL CHARACTERISTICS

DIMENSION

TYPE	RESISTANCE RANGE	L(mm)	W(mm)	H(mm)	l1(mm)	l2(mm)
SD2512	$0.5\text{m}\Omega \leq R \leq 4\text{m}\Omega$	6.40 ± 0.20	3.20 ± 0.20	0.80 ± 0.20	2.20 ± 0.20	2.20 ± 0.20

Note:

1. For relevant physical dimensions ,please refer to construction outlines.
2. Please contact with sales offices , distributors and representatives in your region before ordering.

ELECTRICAL CHARACTERISTICS

TYPE	POWER RATING	TOLERANCE	RESISTANCE RANGE	TCR
SD2512	3W	1%/2%/5%	$0.5\text{m}\Omega \leq R < 1\text{m}\Omega$	$\pm 350\text{ppm}/^\circ\text{C}$
SD2512	3W	1%/2%/5%	$1\text{m}\Omega \leq R < 2\text{m}\Omega$	$\pm 100\text{ppm}/^\circ\text{C}$
SD2512	3W	1%/2%/5%	$2\text{m}\Omega \leq R \leq 4\text{m}\Omega$	$\pm 50\text{ppm}/^\circ\text{C}$

4. FUNCTIONAL DESCRIPTION

FUNCTIONAL DESCRIPTION

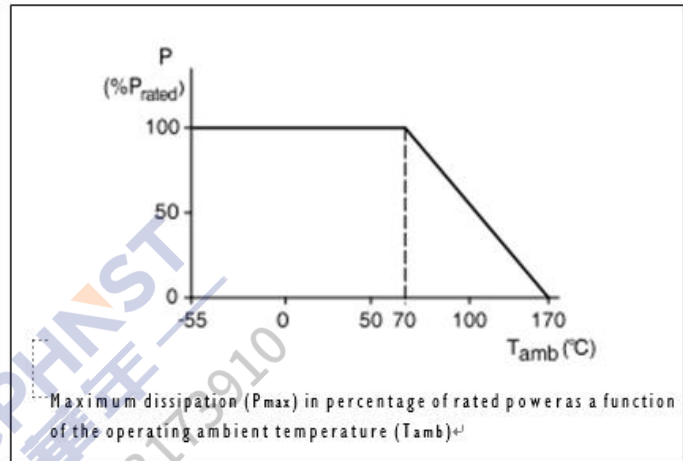
OPERATING TEMPERATURE RANGE

SD Range: - 55°C to +170°C

POWER RATING

Standard rated power at 70°C:

For detail power value, please refer to Table .



RATED VOLTAGE

The DC or AC (rms) continuous working voltage corresponding to the rated power is determined by the following formula:

$$V = (P \cdot R)^{1/2}$$

Where

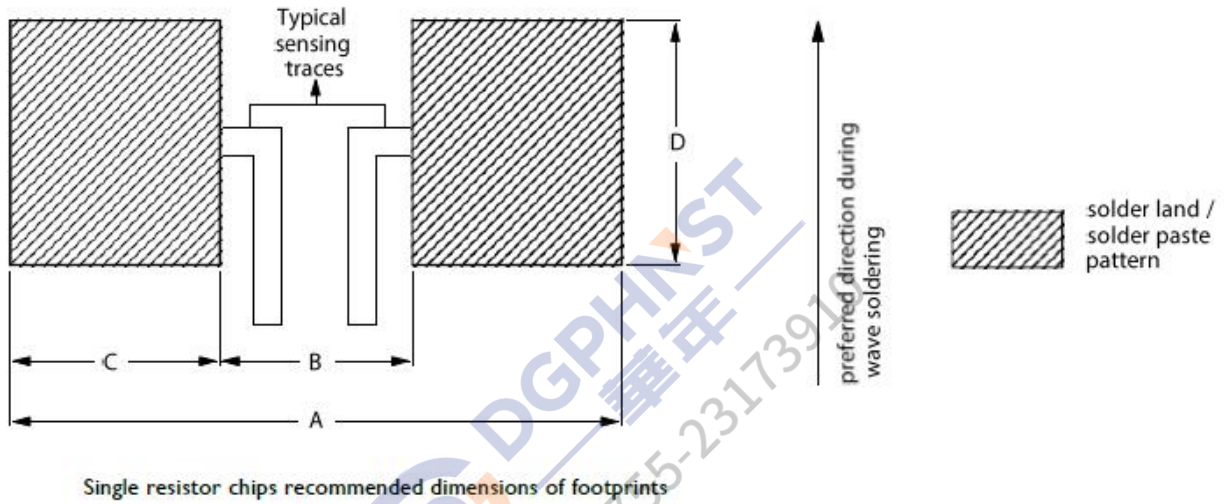
V= Continuous rated DC or AC (rms) working voltage (V)

P = Rated power (W)

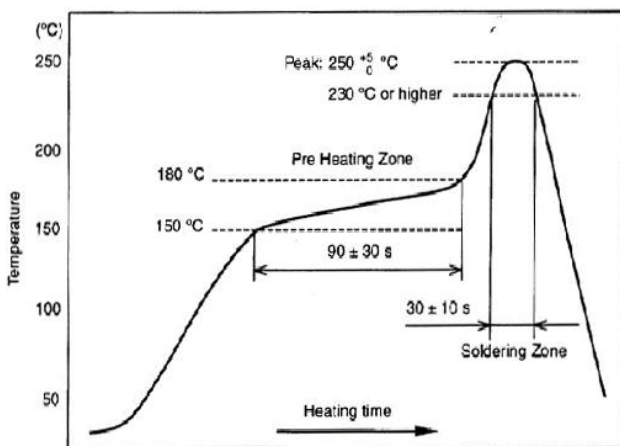
R = Resistance value (Ω)

5. FOOTPRINT AND SOLDERING PROFILES

FUNCTIONAL DESCRIPTION



TYPE	A	B	C	D
SD2512	7.5	1.3	3.1	4.0

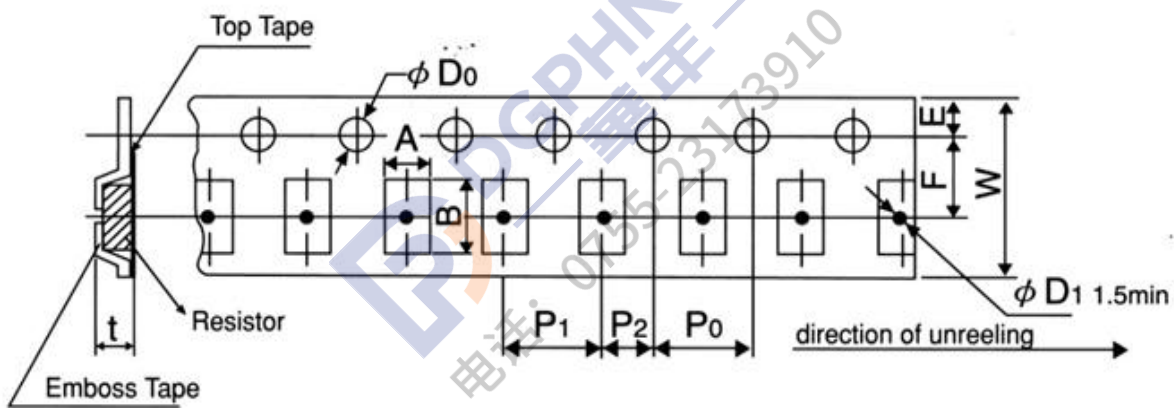


Peak value: $250 \pm 5 / -0$ °C, 5 s,
 Preheating zone: 150~180°C, 90±30 s,
 Welding zone: 230°C or higher, 30±10 s

6. PACKING STYLE & PACKAGING QUANTITY

PACKING STYLE AND PACKAGING QUANTITY

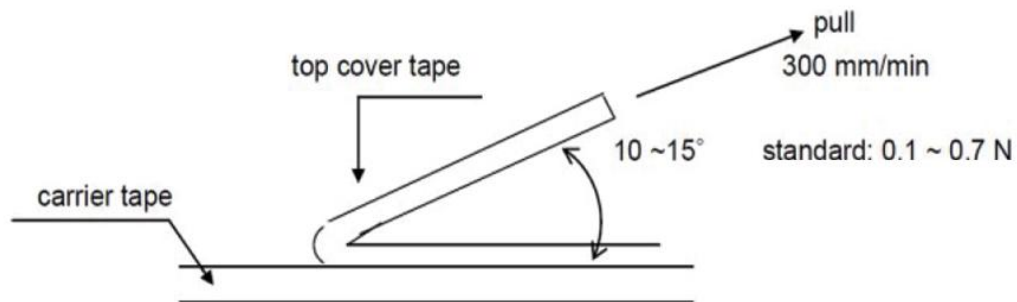
TYPE	PACKING STYLE	REEL DIMENSION	QUANTITY
SD2512	Embossed taping reel (K)	7"	4000



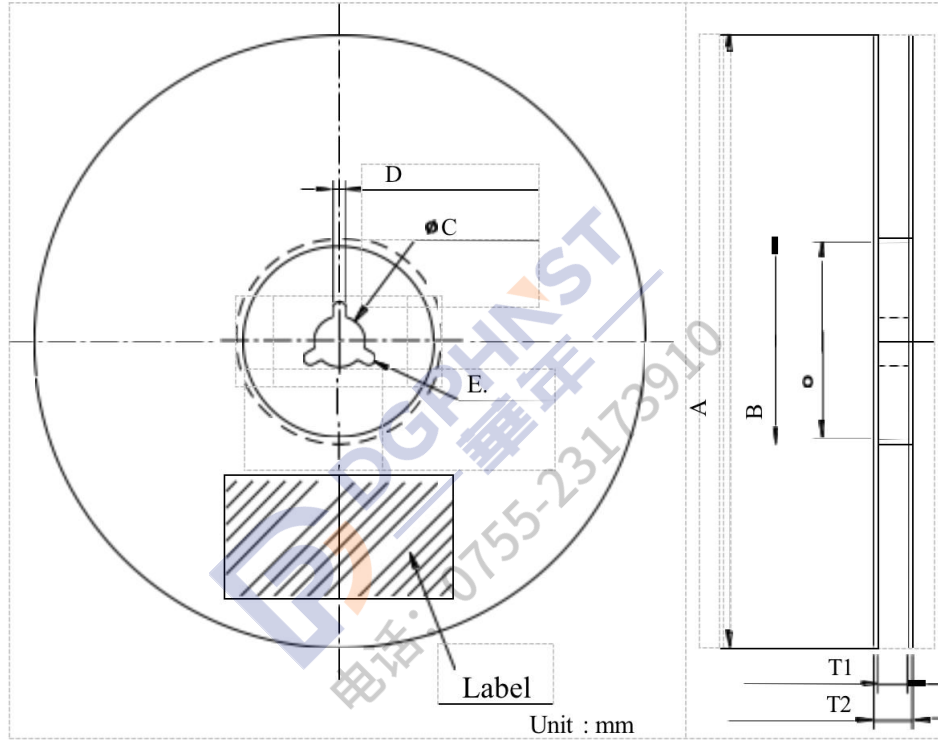
TYPE	A	B	W	F	E	P1	P2	P0	D0	t
SD2512	3.5±0.15	6.8±0.2	12.0±0.2	5.5±0.05	1.75±0.1	4.0±0.1	2.0±0.05	4.0±0.05	1.5+0.1/0	1.23±0.1

PEEL-OFF FORCE

Peel-off forces of both paper/PE and embossed/blister tapes are in accordance with "IEC 60286-3" ; that is, at a peel-off speed of 300 ±10 mm/minute, 0.1 N to 1.0 N for 8 mm tape and 0.1 N to 1.3 N for tape larger than 8 mm. The peel-off angle should be between 165° and 180°.



REEL SPECIFICATION



Unit: mm

TYPE	A	B	C	D	E	T1
SD2512	178±2.0	60±1.0	13±1.0	2.0±0.5	>22	13±0.3

7. TESTS AND REQUIREMENTS

TESTS AND REQUIREMENTS

Project	Test Method	Specifications and Requirements
Temperature coefficient (TCR)	Resistance values were measured at 25 °C (T1, R1) and 125 °C (T2, R2), and TCR was calculated as $(R2-R1)/(R1 (T2-T1)) * 10^6$	Refer to TCR specifications for physical features
Short Time Overload	5 times rated power, maintain 5s	$\Delta R \leq \pm (1.0\%+0.05m\Omega)$
Insulation resistance	Apply 100V±15V DC voltage between electrode and substrate, hold for 60 seconds, then measure insulation resistance	> 100MΩ
Withstand voltage	An alternating current with an effective value of the maximum overload voltage is applied between the electrode and the substrate at a rate of approximately 100V/S, maintaining 60±5s	No breakdown or arc
Solder ability	245°C±5°C tin tank, hold 2s±0.5s	At least 95% of surface area of electrode shall be covered with new solder
Resistance to Soldering Heat	260°C±5°C tin tank, hold for 10s±1s	$\Delta R \leq \pm (0.5\%+0.05m\Omega)$, no visible damage
Bending test	Bending distance 2mm, hold time 60s±5s	$\Delta R \leq \pm (1.0\%+0.05m\Omega)$, no mechanical damage
Solvent resistance	Isopropanol (IPA) at 23°C±5°C for 10 hours	No obvious damage to appearance
High Temperature Exposure	150°C±2°C, 1000H, stand for 1H, test the resistance value	$\Delta R \leq \pm (1.0\%+0.05m\Omega)$
Low Temperature Exposure	-55°C±2°C, 1000H, stand for 1H, test the resistance value	$\Delta R \leq \pm (1.0\%+0.05m\Omega)$
Rapid change of Temperature	-55°C 30 minutes ~ normal temperature 5 minutes ~155°C 30 minutes, 1000 cycles	$\Delta R \leq \pm (1.0\%+0.05m\Omega)$
Load Life	70°C±2°C, 1000 hours, rated power, 1.5 hours on / 0.5 hours off	$\Delta R \leq \pm (1.0\%+0.05m\Omega)$
Moisture with Load	85°C±2°C, 85%±3%RH, 1000 hours, rated power, 1.5 hours on / 0.5 hours off	$\Delta R \leq \pm (1.0\%+0.05m\Omega)$

8. REVISION HISTORY

REVISION HISTORY

REVISION	DATE	CHANGE NOTIFICATION	DESCRIPTIONN
Version 1	24-03-2022	-	-First issue of this specification



9. SUNWAY CONTACT

Asia

HQ Shenzhen China

No. 1013, Xihuan Road, Shajing Town,
Bao'an District, Shenzhen, China
Tel: +86-755-81773388
E-mail: Sales-south@sz-sunway.com

Shanghai China

Floor 1, Building 1, No. 2653 Hunan
Road, Pudong New Area, Shanghai,
China
E-mail: Sales-east@sz-sunway.com

Mianyang china

No.268 Binhe North Road West Section,
High-tech Zone, Mianyang, China

Suwon South Korea

101-801, Digital Empire 2, #88
Sinwon-road, Yeongtong-gu, Suwon-Si,
Gyeonggi-do, Korea

Northern America

Cupertino USA

20040 Stevens Creek Blvd, Suite 100,
Cupertino, CA95014, USA

Europe

Stockholm Sweden

Kistagangen 20BS-164 40 Kista, Sweden
Email: europe@sz-sunway.com

Shenzhen China

North third floor, block A, Tefa
information port, No. 2 Kefeng Road,
Science Park, Nanshan District,
Shenzhen, China
E-mail: Sales-south@sz-sunway.com

Changzhou China

No.369 Jinlong Road, Jintan District,
Changzhou, China
E-mail: Sales-east@sz-sunway.com

Taiwan China

Floor 2, NO 637 Ruiguang Road, Neihu
District, Taipei City 114, Taiwan

Vinh Phuc Vietnam

CNO8-2, Binh Xuyen 2 IP, Ba Hien, Binh
Xuyen, Vinh Phuc, Vietnam

Beijing china

No.14, Jinxiu Street, Business
Development Area, Beijing, China
E-mail: Sales-east@sz-sunway.com

Yiyang China

Yiyang High-tech Zone East Industrial
Park Standardized Plant, Yiyang, China
E-mail: Sales-east@sz-sunway.com

Shin-Yokohama Japan

3rd floor-A, INTELLEX-Shin-Yokohama
building 1-17-12, Shin-yokohama,
Kohoku-ku, Yokohama-shi, Kanagawa,
Japan

San Diego USA

10180 Telesis Ct Suite 165/220, San
Diego, CA 92121, USA

Bettlach Switzerland

Bischmattstrasse 7 CH-2544 Bettlach,
Switzerland
Email: europe@sz-sunway.com