


Socay High Surge Micro Varistor

SV1812N650G0A

Features

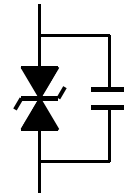
- ◆ RoHS Compliant.
- ◆ Meet IEC 61000-4-5 standard.
- ◆ SMD type zinc oxide based ceramic chip.
- ◆ Insulator overcoat keeps excellent low and stable leakage current.
- ◆ Quick response time (<0.5ns).
- ◆ High transient current capability.
- ◆ High reliability.
- ◆ Compact size for EIA 1812.



Applications

- ◆ Protection against high working voltage applications
Related transient over voltage.

Equivalent Circuits



Electrical Characteristics (25±5℃)

Symbol	Minimum	Typical	Maximum	Units
V_{RMS}	--	--	46	V
V_{DC}	--	--	65	V
V_V	78	--	97.5	V
V_C	--	--	214	V
I_{max}	--	--	800	A

Notes:

V_{RMS} - Maximum AC operating voltage the varistor can maintain and not exceed 30μA leakage current.

V_{DC} - Maximum DC operating voltage the varistor can maintain and not exceed 30μA leakage current.

V_V - Voltage across the device measure at 1mA DC current.

Equivalent to V_B "breakdown voltage".

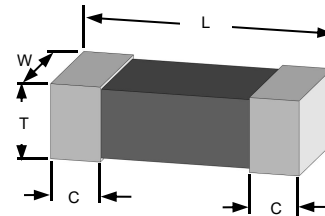
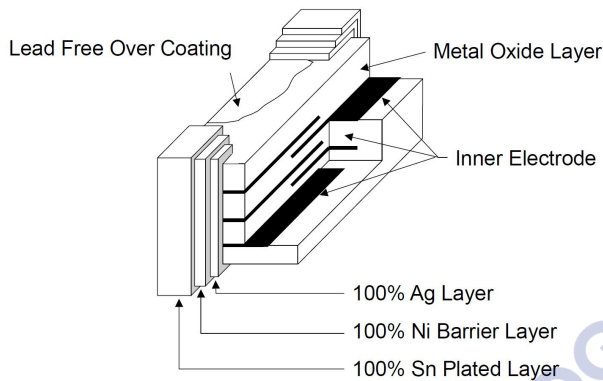
V_C - Maximum peak voltage across the varistor with 8/20μs waveform and 10A pulse current.

I_{max} - Maximum peak current which may be applied with 8/20μs waveform without device failure.

Socay High Surge Micro Varistor

SV1812N650G0A

Construction & Dimensions



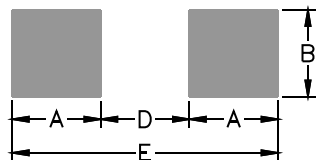
Size EIA (EIAJ)	1812 (4532)
Symbol	Millimeters
L	4.50±0.40
W	3.20±0.30
T	3.40 Max
C	0.60±0.30

Pad Layouts & Precaution for handling of substrate

Solder cream in reflow soldering

Refer to the recommendable land pattern as printing mask pattern for solder cream.

(1) Print solder in a thickness of 150 to 200µm



Precaution for handling of substrate

Do not exceed to bend the board after soldering this product extremely. (reference examples)

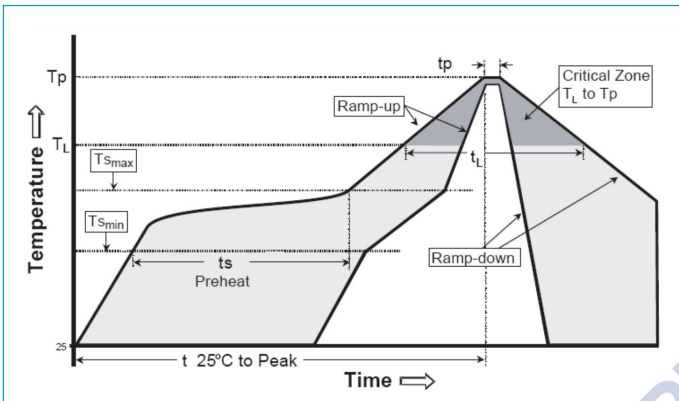
- Mounting place must be as far as possible from the position, which is close to the break line of board or on the line of large holes of board.
- Do not bend extremely the board, in mounting another component. If necessary, use back-up pin (support pin) to prevent from bending extremely.
- Do not break the board by hand. We recommend to use the machine or the jig to break it.

Size EIA (EIAJ)	1812 (4532)
Symbol	Millimeters
A	1.5
B	3.6
D	3.0
E	6.0

Socay High Surge Micro Varistor

SV1812N650G0A

Soldering Parameters



Precaution for Soldering

Note that this product will be easily damaged by rapid heating, rapid cooling or local heating.

Do not give heat shock over 100°C in the process of soldering. We recommend to take preheating and gradual cooling.

Soldering gun procedure

Note the follows, in case of using solder gun for replacement.

- 1) The tip temperature must be less than 350°C for the period within 3 seconds by using soldering gun under 30W
- 2) The soldering gun tip shall not touch this product directly.

Soldering volume

Note that excess of soldering volume will easily get crack the body of this product.

Reflow Condition		Pb-Free assembly
Pre Heat	-Temperature Min ($T_{s(min)}$)	+150°C
	-Temperature Max ($T_{s(max)}$)	+200°C
	-Time (min to max) (t_s)	60 -180 Seconds
$T_{s(max)}$ to T_P - Ramp-up Rate		3°C/Second Max
Reflow	- Temperature (T_L) (Liquidus)	+217°C
	- Time (min to max) (t_L)	60 -150 Seconds
Peak Temperature (T_P)		260 °C
Time within 5°C of actual peak Temperature (t_P)		20-40 Seconds
Ramp-down Rate		6°C/Second Max
Time 25°C to peak Temperature (T_P)		8 minutes Max

General Technical Data

Operating Temperature		-40 ~ +125°C
Storage Temperature		-40 ~ +125°C
Response Time		<1 ns
Solderability		245±5°C, 5 +0/-0.5sec
Solder leach resistance		260±5°C, 10±1sec
Taping Package Storage Condition	Storage Temperature	5 ~ 40°C
	Relative Humidity	To 65%
	Storage Time	12 Months max

Packaging Information

SIZE EIA (EIAJ)	1812 (4532)
Standard Packing Quantity (PCS / reel)	1,000