









深圳市良胜电子有限公司
SHENZHEN LANSON ELECTRONICS CO., LTD.



PHNIST
电话: 0755-23173910



质量第一 客户为先 持续改善 精益求精

公司简介

深圳市良胜电子有限公司成立于1997年，是一家专业生产各种电流保险丝、温度保险丝、气体放电管及其它电路保护元器件的企业。产品广泛应用于电源供应器、通讯器材、家用电器、照明电器、光伏设备、新能源电动汽车等各类电子电器设备中。

公司现有现代化的生产厂房8000多平方米，拥有各种先进的自动化加工组装和检测设备，每月达1亿只的生产能力，并于2007年被深圳市政府评为“深圳市高新技术企业”，2017被评为“国家高新技术企业”，2021年被评为“广东省专精特新中小企业”，也是中国熔断器标准化技术委员会小型熔断器分技术委员会(SAC/TC340/SC3)委员单位。已通过了IATF16949汽车质量管理体系认证，ISO9001质量管理体系认证及ISO14001环境管理体系认证，公司产品通过了UL，CUL，VDE，CCC，CQC，SEMKO，PSE，KTL，TUV，ASTA等各国安规认证，产品全部符合RoHS和REACH法规的环保要求测试。经过多年的发展，良胜公司拥有了一批经验丰富的研发、生产、品质管理人员和一支技术熟练的操作员工队伍，并通过科学完善的管理来保证产品质量。


良胜公司始终奉行“优良的品质，合理的价格，完善的服务”的经营原则，努力为客户提供最优质的产品和最优秀的服务。

Company Profile

Shenzhen Lanson Electronics Co.,Ltd was founded in 1997, which is a specialized company in manufacturing fuses for over-current protection, over-temperature protection, gas discharge tubes and other circuit protection components. Our products are widely used in various kinds of electronic devices, such as power supplies, household appliances, lighting appliances and communication devices, Photovoltaic devices, New energy vehicle.

Factory covers an area of more than 8000 square meters, and equips with advanced automation processing machine and testing instruments. Now the producing ability can attain 100 million pieces per month. In 2007, Lanson was evaluated as "High-tech Enterprise in Shenzhen" by Shenzhen Municipal Government; In 2017, Lanson was evaluated as "National High-tech Enterprise"; In 2021, Lanson was evaluated as "Guangdong Provincial Specialized, Refined, and Innovative Small and Medium-sized Enterprises" and is also being one of the members of Subcommittee on Miniature Fuses of National Technical Committee on Fuses of Standardization Administration of China(SAC/TC340/SC3). We have gained IATF16949:2016 Automobile quality management system approval and ISO9001 quality management system approval and ISO14001 environment management system approval,we have been certified by UL, CUL, VDE, CCC, CQC, SEMKO, PSE, KTL, TUV, ASTA and compliant with RoHS Directive and REACH Regulation. After years of growth, We own an experienced team with R&D, manufacture, quality management staff and a large number of skilled workers. Moreover, we ensure good product quality with scientific management.

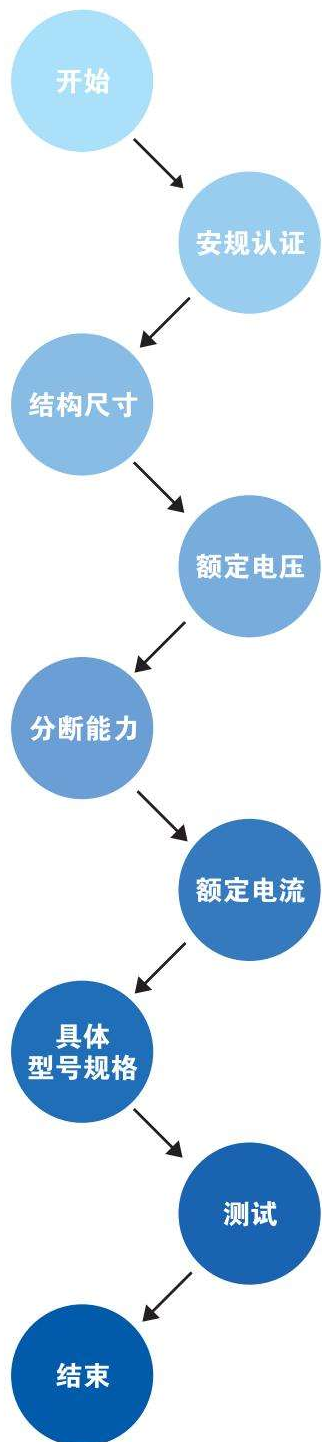
Under the principle of "High Quality, Reasonable Price and Excellent Service", Lanson Electronics always provides high quality products and great services for customers.





保险丝的选用流程

Fuse Selection Flow



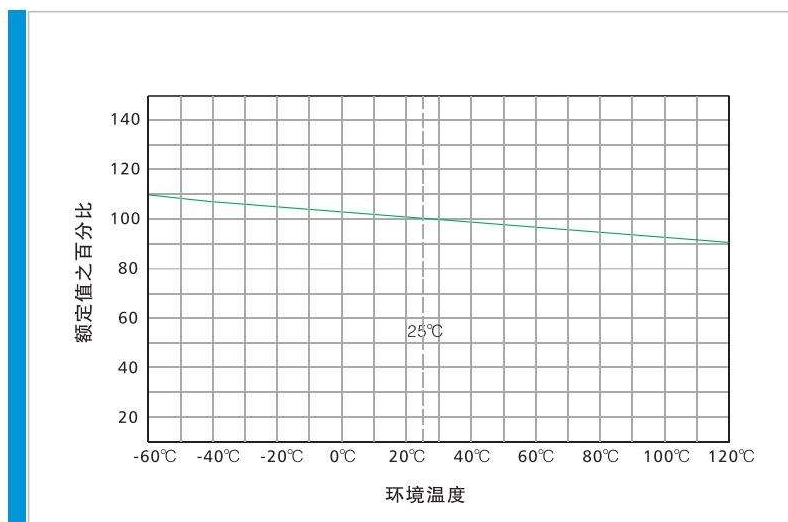
- 1、安规认证：根据整机所需的安规认证决定保险丝的安规认证，如UL规格或IEC规格。
- 2、结构尺寸：根据电路设计中的空间决定尺寸的大小，如长度，直径,是否带引线等。
- 3、额定电压：必须大于或等于实际应用电压，一般有24V、32V、63V、125V、250V等。
- 4、分断能力：应大于电路中的最大故障电流。
- 5、额定电流：参考以下几项而定：

(1) 正常工作电流，25℃条件下运行

UL规格保险丝的额定电流 \geq 正常工作电流/0.75。

IEC规格保险丝的额定电流 \geq 正常工作电流/0.9。

(2) 环境温度：保险丝的电流承载能力测试是在环境温度25℃条件下进行的，环境温度越高，保险丝的寿命越短，承载能力就越低，所以选用保险丝时应考虑环境温度，环境温度对电流承载能力的影响如下图：



保险丝的选用流程

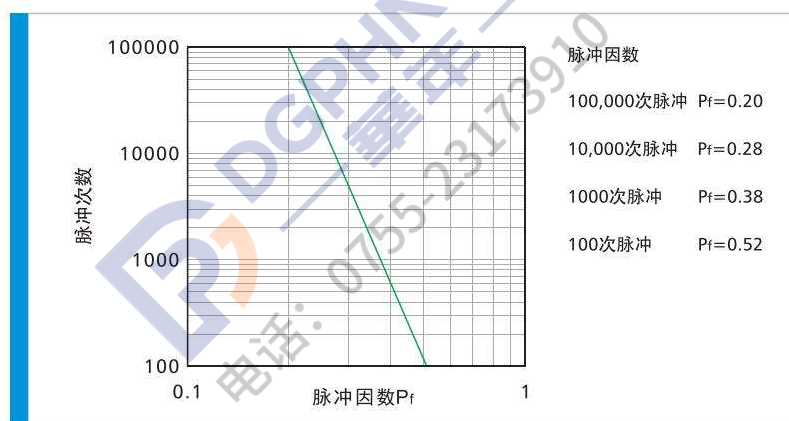
Fuse Selection Flow



(3) 脉冲：脉冲会产生热循环，并产生会影响保险丝寿命的机械疲劳，在设计时应使实际脉冲 I^2T 在考虑脉冲因数的前提下小于保险丝的额定熔化热能 I^2T

$$\text{保险丝额定 } I^2T > \text{实际脉冲 } I^2T / P_f$$

P_f : 脉冲因数, 依可承受脉冲次数不同而不同, 具体数值见下图:



不同波形变化其 I^2T 计算公式如下:		
<p>矩形波</p> <p>公式</p> $I^2 t$	<p>正弦波</p> <p>公式</p> $(1/2) I^2 t$	<p>梯形波</p> <p>公式</p> $(1/3)(I_a^2 + I_a I_b + I_b^2) t$
<p>三角形波</p> <p>公式</p> $(1/3) I^2 t$	<p>充放电波</p> <p>公式</p> $(1/2) I^2 t$	<p>变形波</p> <p>公式</p> $(1/5) I^2 t$

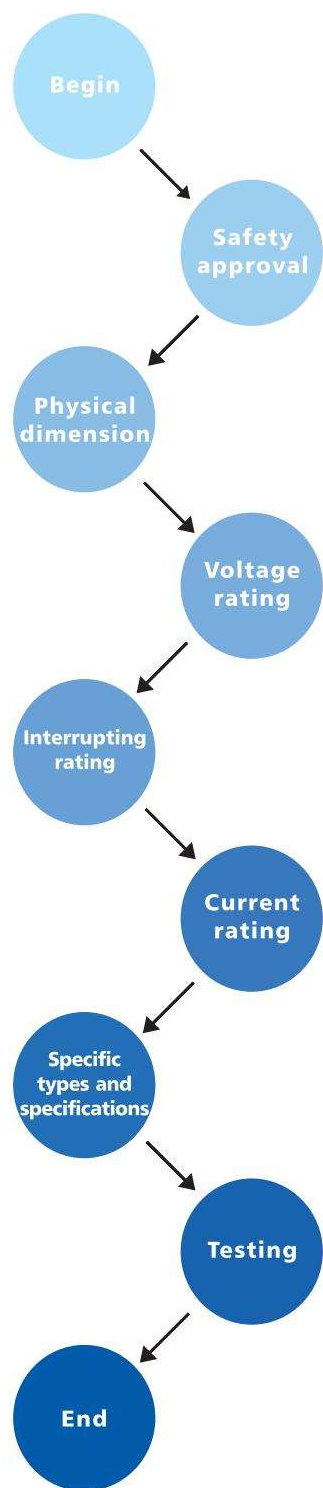
6. 测试

经过以上程序选定的样品需要在实际的电路中进行测试, 从而验证所选择的保险丝是否合适。此验证应包括正常条件和故障条件下的测试以确保所选择的保险丝在被保护的电路中起到保护作用。



保险丝的选用流程

Fuse Selection Flow



1. Safety approval: According to the certification required on the end product to determine the fuse safety approval. Such as UL standard or IEC standard.

2. Physical dimension: According to the space limit of circuit in design to decide, such as length, diameter, lead type, etc.

3. Voltage rating: The voltage rating of the fuse shall be greater than or equal to the available circuit voltage. Such as 24V, 32V, 63V, 125V, 250V, etc.

4. Interrupting rating: The interrupting rating of the fuse shall be greater than the Maximum Fault Current of the circuit.

5. Current rating: Select as follows.

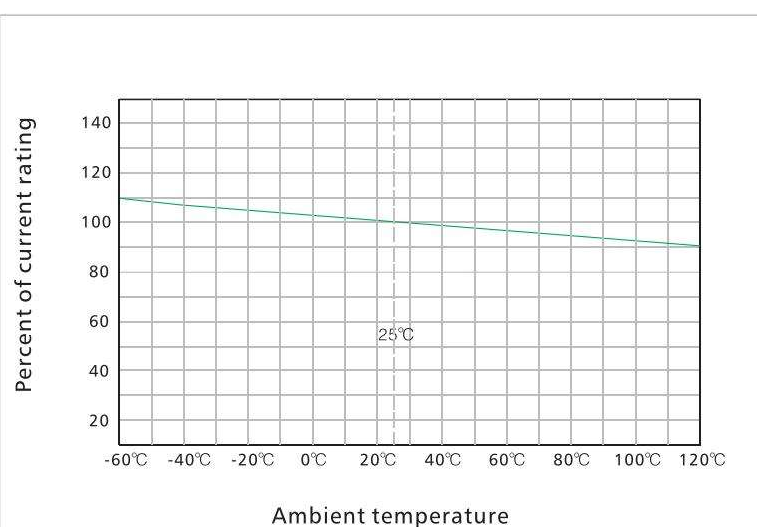
(1) When selecting a fuse at 25°C ambient

The current rating of UL standard fuse \geq normal flow current/0.75

The current rating of IEC standard fuse \geq normal flow current/0.9

(2) Ambient temperature:

The current carrying capacity test of a fuse is performed at 25°C ambient. The higher the ambient temperature, the shorter the fuse life. Otherwise, the fuse life will be longer under colder ambient temperature. So the ambient temperature considered when selecting a fuse refer to the following chart showing the effect on the carrying capacity.



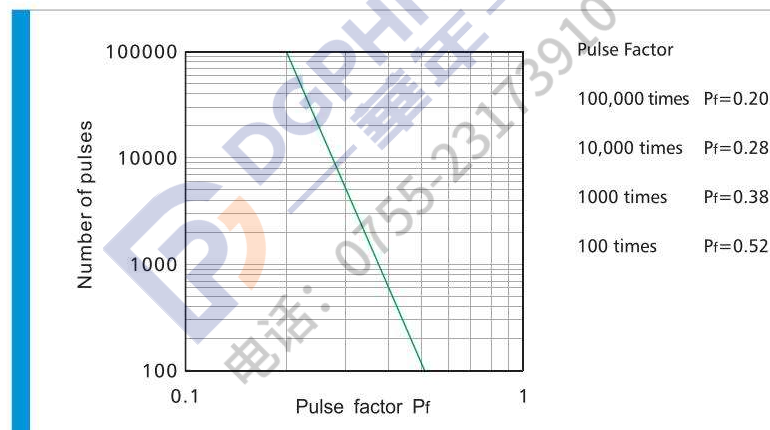


(3).Pulse:pulse produces thermal cycling and mechanical fatigue which could affect the life of fuse.

In design considering the pulse factor,the Pulse I^2T should less than the fuse I^2T value.

The fuse $I^2T >$ the pulse I^2T/P_f

P_f : the pulse factor, it will change according to endurable times of pulse shock.The data is as follows:



The formulas of i^2t value for various of wave shape is as follows:		
<p>Rectangle wave</p> <p>Formula</p> i^2t	<p>Sine wave</p> <p>Formula</p> $(1/2)i^2t$	<p>Trapezoid wave</p> <p>Formula</p> $(1/3)(ia^2 + iaib + ib^2)t$
<p>Triangle wave</p> <p>Formula</p> $(1/3)i^2t$	<p>Charge or discharge wave</p> <p>Formula</p> $(1/2)i^2t$	<p>Distortion wave</p> <p>Formula</p> $(1/5)i^2t$

6. Testing

The selected sample must be tested in the actual circuit to verify the suitability of the selection. This testing should include the normal and fault conditions testing to ensure that the fuse can operate properly in the circuit.

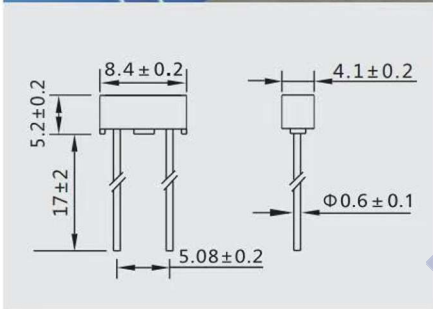



SQT RoHS Compliant

微型保险丝(延时型)



Micro Fuse (Time-Lag) 400V/300V/250V



测试标准:

Testing Standard:

IEC60127-1 IEC60127-3 GB/T9364.1 GB/T9364.3

额定分断能力:

Interrupting Rating:

130 Amperes at 250V AC

50 Amperes at 300V / 400V AC

工作温度:

Operating Temperature:

-55°C ~ +125°C

材料:

Materials:

Case: Thermoplastic nylon

Base: Thermoplastic nylon

Lead wire: Tinned copper wire

焊接方法:

Soldering Method:

Wave soldering: 260°C, 10s max

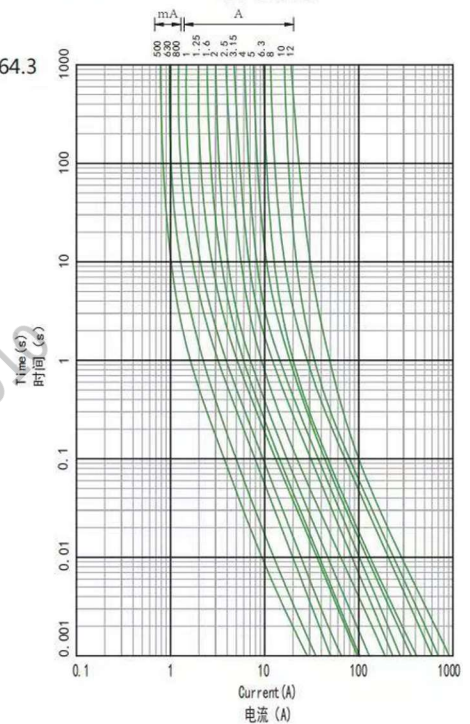
Manual soldering: 370°C, 5s max

包装:

Packing:

Automaton taped 1000 PCS per inner box, 10 inner boxes per external carton.

Time-Current Characteristics
时间-电流曲线



电气特性: Electrical Characteristics

额定电流的% % of Ampere Rating	熔断时间 Opening Time (100mA~6.3A)	熔断时间 Opening Time (8A~15A)
210%	2 min Max(小于2分钟)	5 min Max(小于5分钟)
275%	400 ms~10 s	1 s~20 s
400%	150 ms~3 s	150 ms~3 s
1000%	20 ms~150 ms	20 ms~150 ms

安全认证: Safety Approvals:

认证 Approvals	额定电流 Ampere Rating	额定电压 Voltage Rating	证书号码 Certification No.
UL	50mA~15A	250V/300V/400V	E221465
VDE	500mA~6.3A	250V	40054813
CCC	500mA~6.3A	250V	2020000207000004
PSE	500mA~15A	250V	JET5359-31007-2006/2007
KTL	500mA~6.3A	250V	SU05026-22001/22002/22003

目录编号: Catalog No.T:400V G:300V A:250V

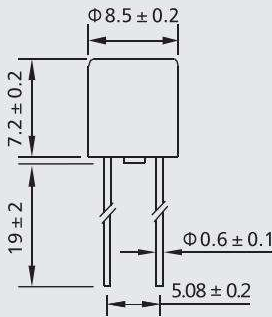

目录编号 Catalog No.	额定电流 Ampere Rating	额定电压 Voltage Rating	最大电压降(mv) Max Voltage Drop	熔化热能 ² T Melting Integral (A ² .S)	认证 Approvals				
					UL	VDE	CCC	JET	其他
SQT0125T/G/A	125mA	400V/300V/250V	300	0.08	●				
SQT0160T/G/A	160mA	400V/300V/250V	280	0.1	●				
SQT0250T/G/A	250mA	400V/300V/250V	240	0.3	●				
SQT0500T/G/A	500mA	400V/300V/250V	190	0.9	●	●	●		●
SQT0630T/G/A	630mA	400V/300V/250V	180	1.2	●	●	●		●
SQT0800T/G/A	800mA	400V/300V/250V	160	3.2	●	●	●		●
SQT1100T/G/A	1A	400V/300V/250V	140	5.8	●	●	●	●	●
SQT1125T/G/A	1.25A	400V/300V/250V	130	12.8	●	●	●	●	●
SQT1160T/G/A	1.6A	400V/300V/250V	120	14.5	●	●	●	●	●
SQT1200T/G/A	2A	400V/300V/250V	100	36.0	●	●	●	●	●
SQT1250T/G/A	2.5A	400V/300V/250V	100	42.6	●	●	●	●	●
SQT1315T/G/A	3.15A	400V/300V/250V	100	89.0	●	●	●	●	●
SQT1400T/G/A	4A	400V/300V/250V	100	95.0	●	●	●	●	●
SQT1500T/G/A	5A	400V/300V/250V	100	148	●	●	●	●	●
SQT1630T/G/A	6.3A	400V/300V/250V	100	195	●	●	●	●	●
SQT1800T/G/A	8A	400V/300V/250V	80	420	●			●	●
SQT2100T/G/A	10A	400V/300V/250V	75	435	●			●	●
SQT2120T/G/A	12A	400V/300V/250V	180	1352	●			●	●
SQT2150T/G/A	15A	400V/300V/250V	140	1500	●			●	-



微型保险丝(延时型)



Micro Fuse (Time-Lag) 250V



测试标准:

Testing Standard:

IEC60127-1 IEC60127-3 GB/T9364.1 GB/T9364.3

额定分断能力:

Interrupting Rating:

35A or 10In Whichever is greater

工作温度:

Operating Temperature:

-55°C ~ +125°C

材料:

Materials:

Case: Thermoplastic nylon

Base: Thermoplastic nylon

Lead wire: Tinned copper wire

焊接方法:

Soldering Method:

Wave soldering: 260°C, 10s max

Manual soldering: 370°C, 5s max

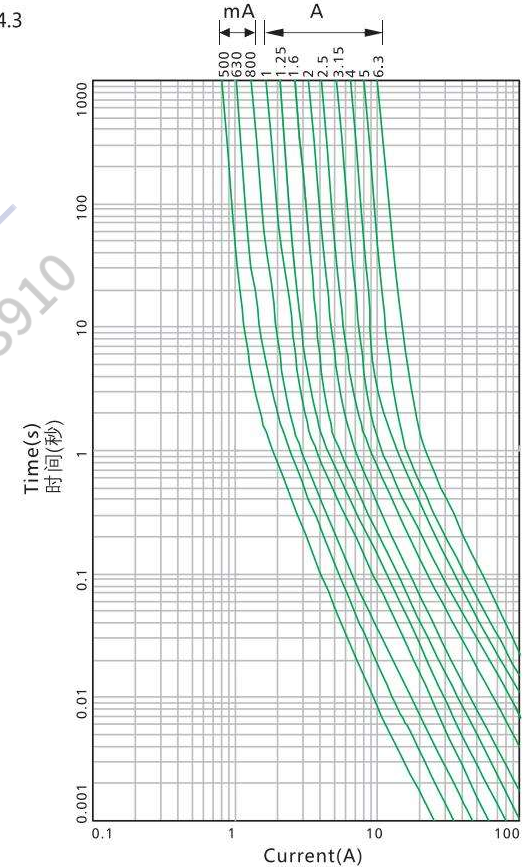
包装:

Packing:

Automaton taped 1000 PCS per inner box,

10 inner boxes per external carton.

Time-Current Characteristics
电流-时间曲线图



电气特性: Electrical Characteristics

额定电流的% % of Ampere Rating	熔断时间 Opening Time
210%	2 min Max(小于2分钟)
275%	400 ms~ 10 s
400%	150 ms~ 3 s
1000%	20 ms~ 150 ms

安全认证: Safety Approvals:

认证 Approvals	额定电流 Ampere Rating	额定电压 Voltage Rating	证书号码 Certification No.
UL	250mA~4A	250V	E221465
VDE	500mA~4A	250V	40020193
VDE	5A~6.3A	250V	40037292
CCC	500mA~6.3A	250V	2020970207000106
PSE	500mA~5A	250V	JET5359-31007-2001
KTL	500mA~6.3A	250V	SU05026-7008A/7009A/7010A/19001

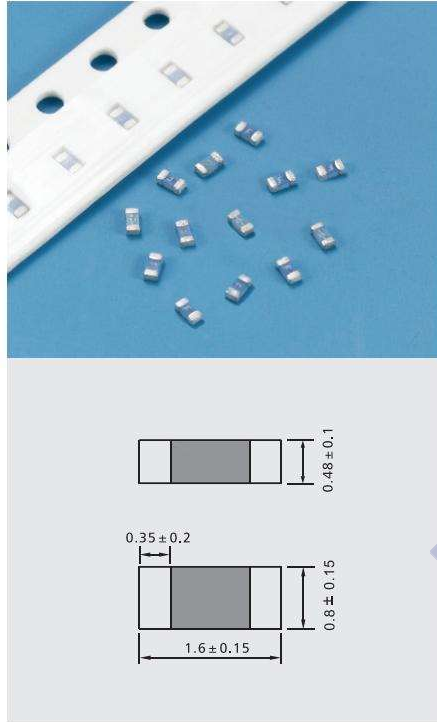
目录编号: Catalog No.A:250V.

目录编号 Catalog No.	额定电流 Ampere Rating	额定电压 Voltage Rating	最大电压降(mv) Max Voltage Drop	熔化热能 ² Melting Integral (A ² .S)	认证 Approvals					
					cULus	VDE	VDE	CCC	PSE	K
SRT0250A	250mA	250V	240	0.2	●	●	●	●	●	●
SRT0315A	315mA	250V	220	0.3	●	●	●	●	●	●
SRT0400A	400mA	250V	200	0.5	●	●	●	●	●	●
SRT0500A	500mA	250V	190	0.9	●	●	●	●	●	●
SRT0630A	630mA	250V	180	1.2	●	●	●	●	●	●
SRT0800A	800mA	250V	160	3.9	●	●	●	●	●	●
SRT1100A	1A	250V	140	5.8	●	●	●	●	●	●
SRT1125A	1.25A	250V	130	12.8	●	●	●	●	●	●
SRT1160A	1.6A	250V	120	14.7	●	●	●	●	●	●
SRT1200A	2A	250V	100	36.0	●	●	●	●	●	●
SRT1250A	2.5A	250V	100	42.6	●	●	●	●	●	●
SRT1315A	3.15A	250V	100	89.0	●	●	●	●	●	●
SRT1400A	4A	250V	100	95.0	●	●	●	●	●	●
SRT1500A	5A	250V	100	148	○	●	●	●	●	●
SRT1630A	6.3A	250V	100	195	●	●	●	●	●	●



06D RoHS Compliant

贴片保险丝(快断型) SMD Fuse (Fast-Acting) 32V



测试标准:

Testing Standard:
UL248-1 UL248-14

额定分断能力:

Interrupting Rating:
50 Amperes at 32V DC(250mA~1A)
35 Amperes at 32V DC(1.25A~5A)

工作温度:

Operating Temperature:
-55°C ~ +125°C

材料:

Materials:
Substrate: Ceramic/glass cover
Termination: Sliver over-plated with nickel and tin
Element: Silver

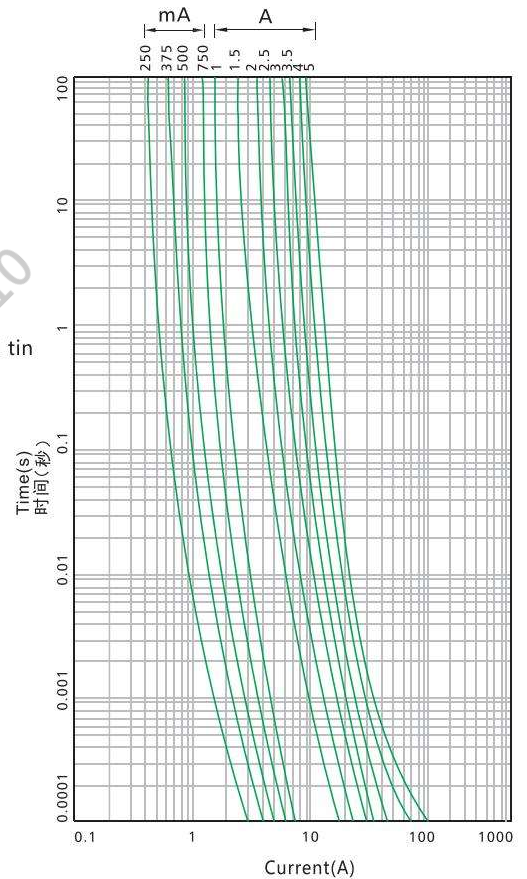
焊接方法:

Soldering Method:
Reflow soldering: 260°C, 10s max

包装:

Packaging:
Automaton taped 5000PCS per reel,
150000PCS per carton

Time-Current Characteristics 电流-时间曲线图



电气特性: Electrical Characteristics

额定电流的% % of Ampere Rating	熔断时间 Opening Time
100%	4 hours Min(大于4小时)
200%	60 s Max(小于60秒)

安全认证: Safety Approvals:

认证 Approvals	额定电流 Ampere Rating	额定电压 Voltage Rating	证书号码 Certification No.
UL	250mA~5A	32V	E221465

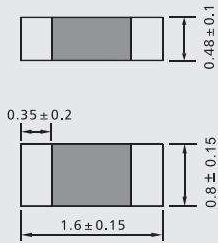

目录编号: Catalog No.:32V.

目录编号 Catalog No.	额定电流 Ampere Rating	额定电压 Voltage Rating	标示 Marking	熔化热能 ² T Melting Integral (A ² .S)	认证 Approvals
					● 表示已获认证 ● 表示认证中
06D0250D	250mA	32V	D	0.00040	●
06D0375D	375mA	32V	E	0.00087	●
06D0500D	500mA	32V	F	0.00188	●
06D0750D	750mA	32V	G	0.0088	●
06D1100D	1A	32V	H	0.0108	●
06D1125D	1.25A	32V	J	0.0125	●
06D1150D	1.5A	32V	K	0.0310	●
06D1200D	2A	32V	N	0.0480	●
06D1250D	2.5A	32V	O	0.0615	●
06D1300D	3A	32V	P	0.0690	●
06D1350D	3.5A	32V	R	0.1181	●
06D1400D	4A	32V	S	0.2380	●
06D1500D	5A	32V	T	0.6817	●



贴片保险丝(抗浪涌型) cFUS

SMD Fuse (High Inrush Current Withstand) 32V



测试标准:
Testing Standard:
UL248-1 UL248-14

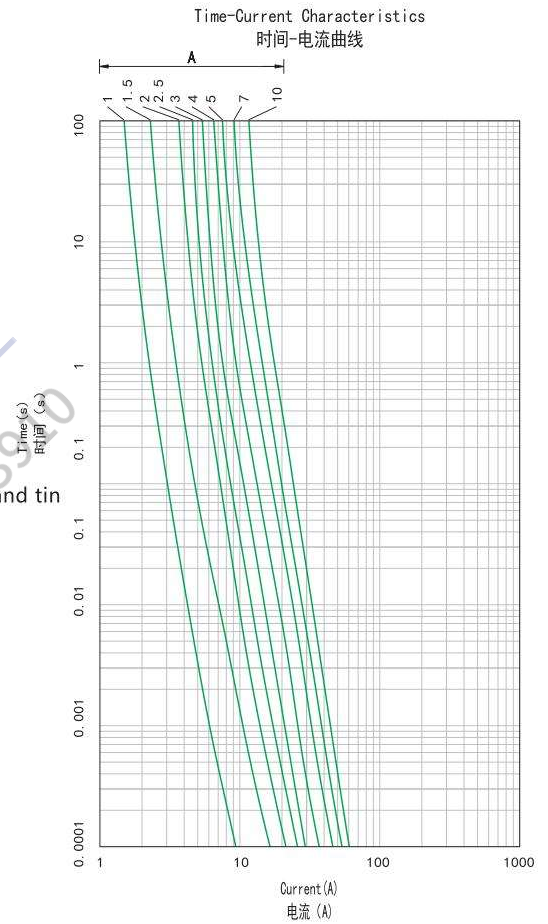
额定分断能力:
Interrupting Rating:
50 Amperes at 32V DC

工作温度:
Operating Temperature:
-55°C ~ +125°C

材料:
Materials:
Substrate: Ceramic/glass cover
Termination: Sliver over-plated with nickel and tin
Element: Silver

焊接方法:
Soldering Method:
Reflow soldering: 260°C, 10s max

包装:
Packaging:
Automaton taped 5000PCS per reel,
150000PCS per carton



电气特性: Electrical Characteristics

额定电流的 % of Ampere Rating	熔断时间 Opening Time
100%	4 hours Min(大于4小时)
200%	1 s ~ 60 s
250%	5 s Max(小于5秒)

安全认证: Safety Approvals:

认证 Approvals	额定电流 Ampere Rating	额定电压 Voltage Rating	证书号码 Certification No.
UL	1A~10A	32V	E221465

目录编号: Catalog No.D:32V.

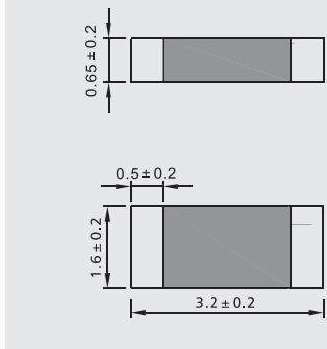

目录编号 Catalog No.	额定电流 Ampere Rating	额定电压 Voltage Rating	标示 Marking	熔化热能 ² T Melting Integral (A ² .S)	认证 Approvals
					● 表示已获认证 ● 表示认证中
06H1100D	1A	32V	H	0.07	●
06H1150D	1.5A	32V	K	0.15	●
06H1200D	2A	32V	N	0.30	●
06H1250D	2.5A	32V	O	0.41	●
06H1300D	3A	32V	P	0.68	●
06H1400D	4A	32V	S	1.13	●
06H1500D	5A	32V	T	2.92	●
06H1600D	6A	32V	V	3.70	●
06H1700D	7A	32V	X	5.15	●
06H1800D	8A	32V	Z	6.33	●
06H2100D	10A	32V	U	9.10	●



12D RoHS Compliant

贴片保险丝(快断型)

SMD Fuse (Fast-Acting) 72V/63V/48V/36V/24V



测试标准:
Testing Standard:
UL248-1 UL248-14

额定分断能力:
Interrupting Rating:
50 Ampere at 72V/63V DC(250mA~7A)
200 Ampere at 48V DC(7.5A~30A)
200 Ampere at 36V DC(35A~50A)

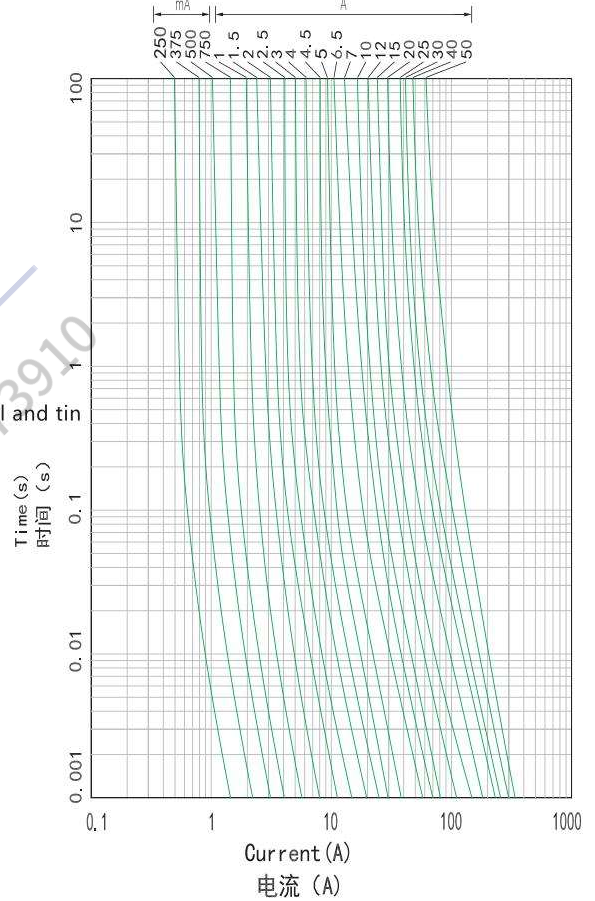
工作温度:
Operating Temperature:
-55°C ~ +125°C

材料:
Materials:
Substrate: Ceramic/glass cover
Termination: Sliver over-plated with nickel and tin
Element: Silver

焊接方法:
Soldering Method:
Reflow soldering: 260°C, 10s max

包装:
Packaging:
Automaton taped 3000PCS per reel,
90000PCS per carton

Time-Current Characteristics
时间-电流曲线



电气特性: Electrical Characteristics

额定电流 Ampere Rating	额定电流的% % of Ampere Rating	熔断时间 Opening Time
250mA~20A	100%	4 hours Min(大于4小时)
250mA~3A	250%	5 s Max(小于5秒)
4A~50A	350%	5 s Max(小于5秒)

安全认证: Safety Approvals:


认证 Approvals	额定电流 Ampere Rating	额定电压 Voltage Rating	证书号码 Certification No.
UL	250mA~50A	72V/63V/48V/36V/32V/24V	E221465

目录编号: Catalog No. F:72V C:63V S:48V P:36V D:32V E:24V

目录编号 Catalog No.	额定电流 Ampere Rating	额定电压 Voltage Rating	标示 Marking	熔化热能 ² Melting Integral (A ² .S)	认证 Approvals
					● 表示已获认证 ● 表示认证中 
12D0250F/C	250mA	72V/63V	.25	0.0035	●
12D0375F/C	375mA	72V/63V	E	0.0097	●
12D0500F/C	500mA	72V/63V	0.5	0.0157	●
12D0750F/C	750mA	72V/63V	.75	0.0752	●
12D1100F/C	1A	72V/63V	1	0.1095	●
12D1125F/C	1.25A	72V/63V	▲	0.1205	●
12D1200F/C	2A	72V/63V	2	0.1450	●
12D1300F/C	3A	72V/63V	3	0.329	●
12D1400F/C/D	4A	72V/63V/32V	4	0.225	●
12D1500F/C/D	5A	72V/63V/32V	5	0.564	●
12D1700F/C/D	7A	72V/63V/32V	7	3.197	●
12D2100S/E	10A	48V/24V	10	10.95	●
12D2120S/E	12A	48V/24V	12	16.93	●
12D2150S/E	15A	48V/24V	15	25.98	●
12D2200S/E	20A	48V/24V	20	48.67	●
12D2250S	25A	48V	25	66.25	●
12D2300S	30A	48V	30	91.59	●
12D2400P	40A	36V	40	110.50	●
12D2500P	50A	36V	50	130.35	●



贴片保险丝(抗浪涌型) **cRU[®]** SMD Fuse (High Inrush Current Withstand) 63V/32V/24V



测试标准:
Testing Standard:
UL248-1 UL248-14

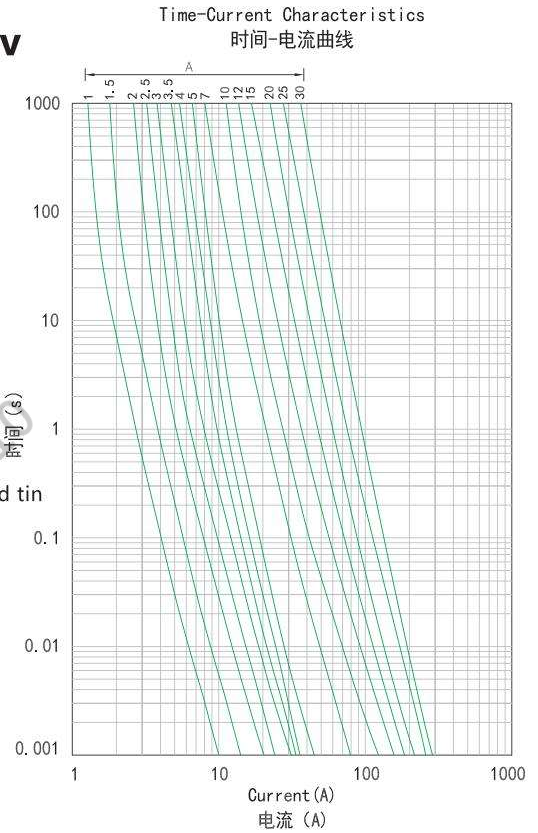
额定分断能力:
Interrupting Rating:
50 Amperes at 63V DC (1A~5A)
100 Amperes at 32V DC (6A~10A)
300 Amperes at 24V DC (12A~30A)

工作温度:
Operating Temperature:
-55°C ~ +125°C

材料:
Materials:
Substrate: Ceramic/glass cover
Termination: Sliver over-plated with nickel and tin
Element: Silver

焊接方法:
Soldering Method:
Reflow soldering: 260°C, 10s max

包装:
Packaging:
Automaton taped 3000PCS per reel,
90000PCS per carton



电气特性: Electrical Characteristics

额定电流 Ampere Rating	额定电流的% % of Ampere Rating	熔断时间 Opening Time
1A~30A	100%	4 hours Min(大于4小时)
1A~5A	250%	5 s Max(小于5秒)
1A~5A	300%	0.1 s ~ 3 s
6A~30A	350%	5 s Max(小于5秒)
1A~30A	1000%	0.2 ms ~ 20 ms

安全认证: Safety Approvals:

认证 Approvals	额定电流 Ampere Rating	额定电压 Voltage Rating	证书号码 Certification No.
UL	1A~30A	63V/32V/24V	E221465

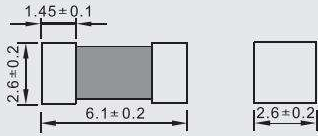

目录编号: Catalog No.C:63V D:32V E:24V

目录编号 Catalog No.	额定电流 Ampere Rating	额定电压 Voltage Rating	标示 Marking	熔化热能 ² _T Melting Integral (A ² .S)	认证 Approvals
					● 表示已获认证 ● 表示认证中 cRU[®]
12H1100C	1A	63V	H	0.19	●
12H1150C	1.5A	63V	K	0.47	●
12H1200C	2A	63V	N	1.63	●
12H1250C	2.5A	63V	O	1.81	●
12H1300C	3A	63V	P	2.79	●
12H1350C	3.5A	63V	R	3.3	●
12H1400C	4A	63V	S	4.6	●
12H1500C	5A	63V	T	7.9	●
12H1700D	7A	32V	7	18.0	●
12H2100D	10A	32V	U	30.0	●
12H2120E	12A	24V	W	46.2	●
12H2150E	15A	24V	Y	53.0	●
12H2200E	20A	24V	Q	72.0	●
12H2250E	25A	24V	L	95.0	●
12H2300E	30A	24V	Z	127.0	●



24E RoHS Compliant

贴片保险丝(抗浪涌型) SMD Fuse (High Inrush Current Withstand) 350V/300V/250V/125V



测试标准:
Testing Standard:
UL248-1 UL248-14

额定分断能力:
Interrupting Rating:
50 Amperes at 350V/300V/250V AC(100mA~20A)
50 Amperes at 125V AC/DC(100mA~20A)

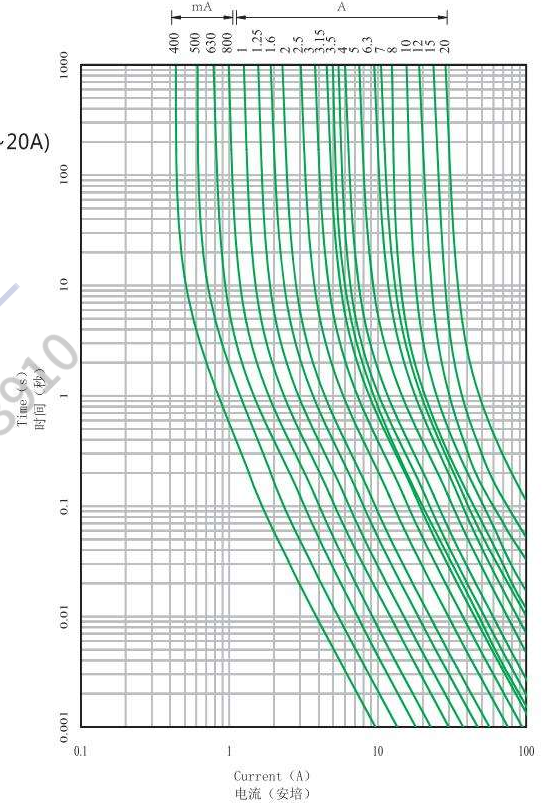
工作温度:
Operating Temperature:
-55°C ~ +125°C

材料:
Materials:
End cap: Silver plated brass
Ceramic tube: Ceramic

焊接方法:
Soldering Method:
Reflow soldering: 260°C, 10s max

包装:
Packaging:
Automaton taped 1000PCS per reel,
30000PCS per carton

Time-Current Characteristics
电流-时间曲线图



电气特性: Electrical Characteristics

额定电流的% % of Ampere Rating	熔断时间 Opening Time
100%	4 hours Min(大于4小时)
200%	1 s~120 s

安全认证: Safety Approvals:

认证 Approvals	额定电流 Ampere Rating	额定电压 Voltage Rating	证书号码 Certification No.
UL	100mA~20A	125V/250V/300V/350V	E221465
VDE	500mA~3.15A	250V	40053476
CQC	500mA~6.3A	250V	CQC20012280803
TUV	4A~10A	250V	R50537702
PSE	1A~15A	250V	JET5359-31007-2004/2005
KTL	400mA~6.3A	250V	SU05026-17004/16001/21001

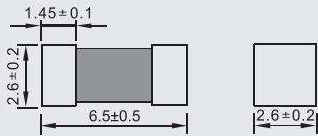
目录编号: Catalog No.H:350V G:300V A:250V B:125V

目录编号 Catalog No.	额定电流 Ampere Rating	额定电压 Voltage Rating	熔化热能 ² Melting Integral (A ² .S)	认证 Approvals					
				UL	CQC	VDE	TUV	JET	K
24E0125H/G/A/B	125mA	350V/300V/250V/125V	0.06	●					
24E0250H/G/A/B	250mA	350V/300V/250V/125V	0.11	●					
24E0500H/G/A/B	500mA	350V/300V/250V/125V	0.5	●	●	●			●
24E0630H/G/A/B	630mA	350V/300V/250V/125V	0.8	●	●	●			●
24E0800H/G/A/B	800mA	350V/300V/250V/125V	1.5	●	●	●			●
24E1100H/G/A/B	1A	350V/300V/250V/125V	2.3	●	●	●		●	●
24E1125H/G/A/B	1.25A	350V/300V/250V/125V	3.2	●	●	●		●	●
24E1160H/G/A/B	1.6A	350V/300V/250V/125V	5.9	●	●	●		●	●
24E1200H/G/A/B	2A	350V/300V/250V/125V	8.6	●	●	●		●	●
24E1250H/G/A/B	2.5A	350V/300V/250V/125V	10	●	●	●		●	●
24E1315H/G/A/B	3.15A	350V/300V/250V/125V	23	●	●	●		●	●
24E1350H/G/A/B	3.5A	350V/300V/250V/125V	26	●	●	●		●	●
24E1400H/G/A/B	4A	350V/300V/250V/125V	39	●	●		●	●	●
24E1500H/G/A/B	5A	350V/300V/250V/125V	58	●	●		●	●	●
24E1600H/G/A/B	6A	350V/300V/250V/125V	95	●	●		●	●	●
24E1630H/G/A/B	6.3A	350V/300V/250V/125V	110	●			●	●	●
24E1700H/G/A/B	7A	350V/300V/250V/125V	120	●			●	●	●
24E2100H/G/A/B	10A	350V/300V/250V/125V	150	●			●	●	●
24E2120H/G/A/B	12A	350V/300V/250V/125V	180	●			●	●	●
24E2150H/G/A/B	15A	350V/300V/250V/125V	195	●			●	●	●



贴片保险丝(快断型) cRU[®]us

SMD Fuse (Fast-Acting) 250V/125V



测试标准:
Testing Standard:
 UL248-1 UL248-14

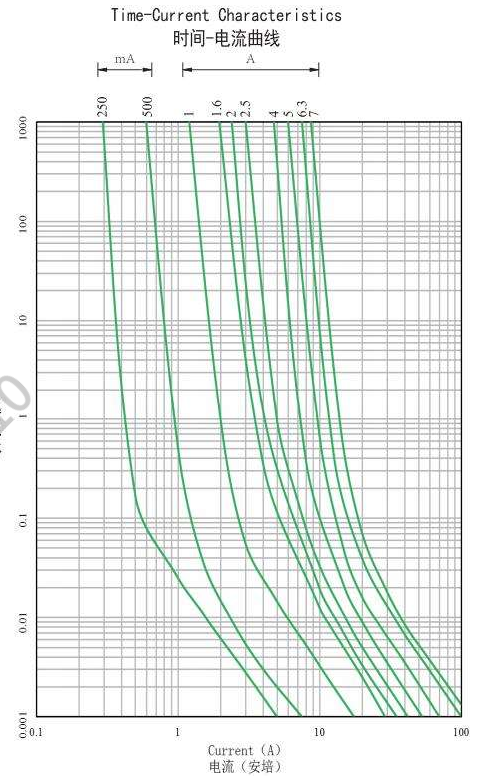
额定分断能力:
Interrupting Rating:
 50 Amperes at 250V AC(100mA~7A)
 50 Amperes at 125V AC/DC(100mA~7A)

工作温度:
Operating Temperature:
 -55°C ~ +125°C

材料:
Materials:
 End cap: Silver plated brass
 Ceramic tube: Ceramic

焊接方法:
Soldering Method:
 Reflow soldering: 260°C, 10s max

包装:
Packaging:
 Automaton taped 1000PCS per reel,
 30000PCS per carton.



电气特性: Electrical Characteristics

额定电流的% % of Ampere Rating	熔断时间 Opening Time
100%	4 hours Min(大于4小时)
200%	60 s Max (小于60秒)

安全认证: Safety Approvals:

认证 Approvals	额定电流 Ampere Rating	额定电压 Voltage Rating	证书号码 Certification No.
UL	125mA~7A	250V/125V	E221465

目录编号: Catalog No.A:250V B:125V

目录编号 Catalog No.	额定电流 Ampere Rating	额定电压 Voltage Rating	熔化热能 ² Melting Integral (A ² .S)	认证 Approvals
				● 表示已获认证 ● 表示认证中
24F0125A/B	125mA	250V/125V	0.002	●
24F0160A/B	160mA	250V/125V	0.003	●
24F0200A/B	200mA	250V/125V	0.006	●
24F0250A/B	250mA	250V/125V	0.02	●
24F0315A/B	315mA	250V/125V	0.03	●
24F0400A/B	400mA	250V/125V	0.04	●
24F0500A/B	500mA	250V/125V	0.05	●
24F0630A/B	630mA	250V/125V	0.08	●
24F0750A/B	750mA	250V/125V	0.10	●
24F0800A/B	800mA	250V/125V	0.12	●
24F1100A/B	1A	250V/125V	0.34	●
24F1125A/B	1.25A	250V/125V	0.50	●
24F1150A/B	1.5A	250V/125V	1.02	●
24F1160A/B	1.6A	250V/125V	1.15	●
24F1200A/B	2A	250V/125V	1.56	●
24F1250A/B	2.5A	250V/125V	2.17	●
24F1300A/B	3A	250V/125V	2.60	●
24F1315A/B	3.15A	250V/125V	2.80	●
24F1350A/B	3.5A	250V/125V	3.20	●
24F1400A/B	4A	250V/125V	3.50	●
24F1500A/B	5A	250V/125V	5.83	●
24F1600A/B	6A	250V/125V	10.2	●
24F1630A/B	6.3A	250V/125V	10.95	●
24F1700A/B	7A	250V/125V	13.45	●




32E RoHS Compliant

贴片保险丝(抗浪涌型)



SMD Fuse (High Inrush Current Withstand) 250V/125V/100V/72V/60V/32V



测试标准:
Testing Standard:
UL248-1 UL248-14

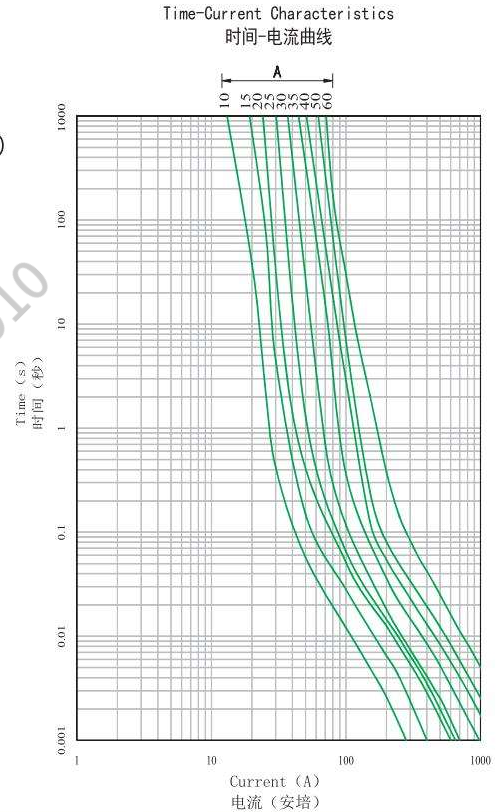
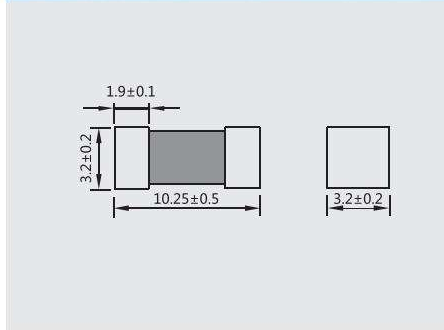
额定分断能力:
Interrupting Rating:
100 Amperes at 250V/125V AC(100mA~60A)
600 Amperes at 100V/72V/60V DC(100mA~60A)
1000 Amperes at 32V DC(100mA~60A)

工作温度:
Operating Temperature:
-55°C ~ +125°C

材料:
Materials:
End cap: Silver plated brass
Ceramic tube: Ceramic

焊接方法:
Soldering Method:
Reflow soldering: 260°C, 10s max

包装:
Packaging:
Automaton taped 2000PCS per reel,
20000PCS per carton



电气特性: Electrical Characteristics

额定电流的% % of Ampere Rating	熔断时间 Opening Time
100%	4 hours Min.(大于4小时)
200%	60 s Max.(小于60秒)

安全认证: Safety Approvals:

认证 Approvals	额定电流 Ampere Rating	额定电压 Voltage Rating	证书号码 Certification No.
UL	50mA~60A	250V/125V/100V/72V/60V/32V	E221465
TUV	125mA~10A	250V	R50594223
CQC	500mA~10A	250V	CQC22012372532

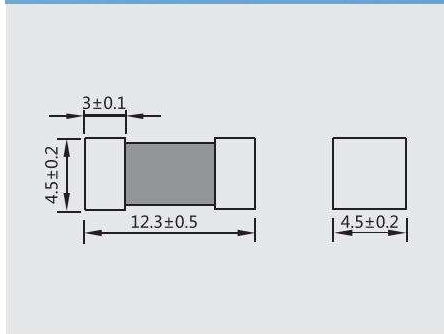

目录编号: Catalog No.A:250V B:125V N:100V F:72V W:60V D:32V

目录编号 Catalog No.	额定电流 Ampere Rating	额定电压 Voltage Rating	熔化热能 ² Melting Integral (A ² .S)	认证 Approvals		
				UL US	CQC	TUV
32E0500A/B/N/F/W/D	500mA	250V/125V/100V/72V/60V/32V	0.35	●	●	●
32E1100A/B/N/F/W/D	1A	250V/125V/100V/72V/60V/32V	2.0	●	●	●
32E1200A/B/N/F/W/D	2A	250V/125V/100V/72V/60V/32V	13	●	●	●
32E1315A/B/N/F/W/D	3.15A	250V/125V/100V/72V/60V/32V	32	●	●	●
32E1500A/B/N/F/W/D	5A	250V/125V/100V/72V/60V/32V	58	●	●	●
32E1630A/B/N/F/W/D	6.3A	250V/125V/100V/72V/60V/32V	81	●	●	●
32E1800A/B/N/F/W/D	8A	250V/125V/100V/72V/60V/32V	119	●	●	●
32E2100A/B/N/F/W/D	10A	250V/125V/100V/72V/60V/32V	103	●	●	●
32E2150A/B/N/F/W/D	15A	250V/125V/100V/72V/60V/32V	150	●	●	●
32E2200A/B/N/F/W/D	20A	250V/125V/100V/72V/60V/32V	270	●	●	●
32E2250A/B/N/F/W/D	25A	250V/125V/100V/72V/60V/32V	415	●	●	●
32E2300A/B/N/F/W/D	30A	250V/125V/100V/72V/60V/32V	602	●	●	●
32E2350A/B/N/F/W/D	35A	250V/125V/100V/72V/60V/32V	810	●	●	●
32E2400A/B/N/F/W/D	40A	250V/125V/100V/72V/60V/32V	1035	●	●	●
32E2450A/B/N/F/W/D	45A	250V/125V/100V/72V/60V/32V	1301	●	●	●
32E2500A/B/N/F/W/D	50A	250V/125V/100V/72V/60V/32V	1680	●	●	●
32E2550A/B/N/F/W/D	55A	250V/125V/100V/72V/60V/32V	2012	●	●	●
32E2600A/B/N/F/W/D	60A	250V/125V/100V/72V/60V/32V	2416	●	●	●



贴片保险丝(抗浪涌型) cULus

SMD Fuse (High Inrush Current Withstand) 600V/500V/250V/125V/72V/63V



测试标准:
Testing Standard:
UL248-1 UL248-13

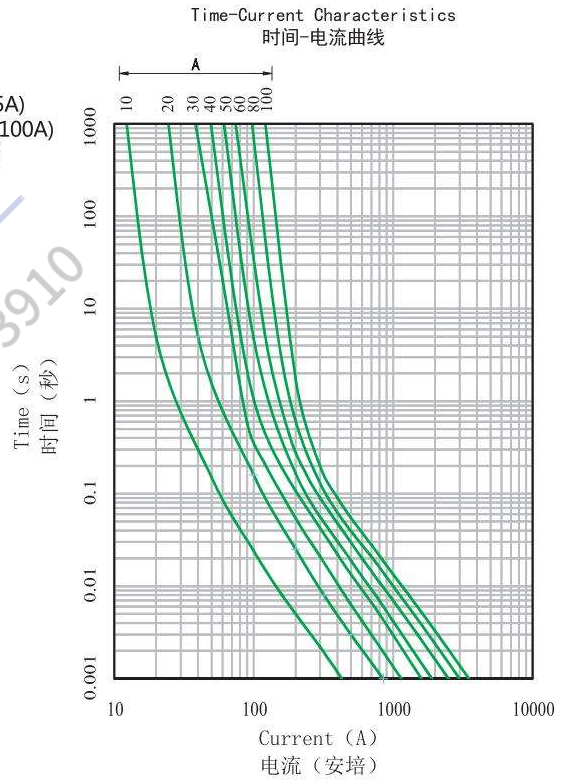
额定分断能力:
Interrupting Rating:
100 Amperes at 600V/500V AC/DC(40mA ~ 5A)
300 Amperes at 250V/125V AC/DC (40mA ~ 100A)
1500 Amperes at 72V/63V DC(40mA ~ 100A)

工作温度:
Operating Temperature:
-55°C ~ +125°C

材料:
Materials:
End cap: Gold plated brass
Ceramic tube: Ceramic

焊接方法:
Soldering Method:
Reflow soldering: 260°C, 10s max.

包装:
Packaging:
Automaton taped 1000pcs per reel,
10000pcs per carton.



电气特性: Electrical Characteristics

额定电流的% % of Ampere Rating	熔断时间 Opening Time
100%	4 hours Min.(大于4小时)
200%	60 s Max.(小于60秒)

安全认证: Safety Approvals:

认证 Approvals	额定电流 Ampere Rating	额定电压 Voltage Rating	证书号码 Certification No.
UL	40mA~100A	600V/500V/250V/125V/72V/63V	E497570

目录编号: Catalog No. K:600V J:500V A:250V B:125V F:72V C:63V

目录编号 Catalog No.	额定电流 Ampere Rating	额定电压 Voltage Rating	熔化热能 ² T Melting Integral (A ² .S)	认证 Approvals
				● 表示已获认证 ● 表示认证中 cULus
45E1100K/J/A/B/F/C	1A	600V/500V/250V/125V/72V/63V	2.15	●
45E1200K/J/A/B/F/C	2A	600V/500V/250V/125V/72V/63V	9.5	●
45E1315K/J/A/B/F/C	3.15A	600V/500V/250V/125V/72V/63V	16.3	●
45E1400K/J/A/B/F/C	4A	600V/500V/250V/125V/72V/63V	25.9	●
45E1500K/J/A/B/F/C	5A	600V/500V/250V/125V/72V/63V	39.6	●
45E1630K/J/A/B/F/C	6.3A	250V/125V/72V/63V	51.2	●
45E1800K/J/A/B/F/C	8A	250V/125V/72V/63V	88.5	●
45E2100A/B/F/C	10A	250V/125V/72V/63V	159.2	●
45E2150A/B/F/C	15A	250V/125V/72V/63V	365.0	●
45E2200A/B/F/C	20A	250V/125V/72V/63V	630.1	●
45E2250A/B/F/C	25A	250V/125V/72V/63V	1000	●
45E2300A/B/F/C	30A	250V/125V/72V/63V	1545	●
45E2350A/B/F/C	35A	250V/125V/72V/63V	2650	●
45E2400A/B/F/C	40A	250V/125V/72V/63V	2976	●
45E2450A/B/F/C	45A	250V/125V/72V/63V	3502	●
45E2500A/B/F/C	50A	250V/125V/72V/63V	4263	●
45E2550A/B/F/C	55A	250V/125V/72V/63V	5502	●
45E2600A/B/F/C	60A	250V/125V/72V/63V	6770	●
45E2800A/B/F/C	80A	250V/125V/72V/63V	9680	●
45E3100A/B/F/C	100A	250V/125V/72V/63V	15680	●




52T RoHS Compliant

贴片保险丝(抗浪涌型)



SMD Fuse (High Inrush Current Withstand) 500V/400V/300V/250V/72V



测试标准:
Testing Standard:
IEC60127-1, IEC60127-7, GB/T9364.1, GB/T9364.7

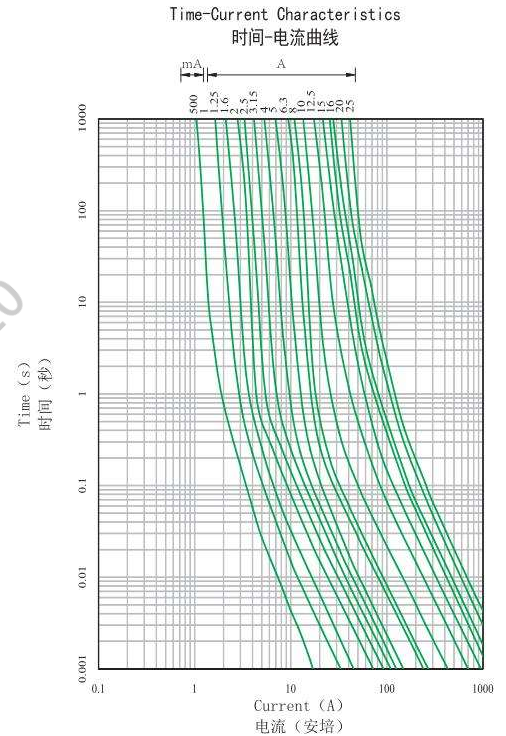
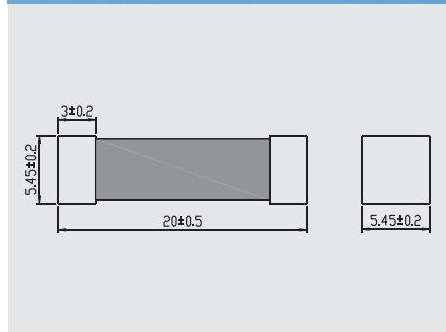
额定分断能力:
Interrupting Rating:
300 Amperes at 500V/400V/300V/250V/72V DC (40mA~30A)
1500 Amperes at 300V/250V AC(40mA~30A)

工作温度:
Operating Temperature:
-55°C ~ +125°C

材料:
Materials:
End cap: Tin plated brass
Ceramic tube: Ceramic

焊接方法:
Soldering Method:
Reflow soldering: 260°C, 10s max.

包装:
Packaging:
Automaton taped 1000pcs per reel,
10000pcs per carton.



电气特性: Electrical Characteristics

额定电流的% % of Ampere Rating	熔断时间 Opening Time
210%	30 min Max.(小于30分钟)
275%	750 ms~80 s
400%	150 ms~5 s
1000%	10 ms~150 ms

安全认证: Safety Approvals:

认证 Approvals	额定电流 Ampere Rating	额定电压 Voltage Rating	证书号码 Certification No.
UL	40mA~30A	500V/400V/300V/250V/125V/72V	E221465
TUV	1A~10A	250V	R50537703
CQC	1A~10A	250V	CQC22012336229


目录编号: Catalog No. J:500V T:400V G:300V A:250V B:125V F:72V

目录编号 Catalog No.	额定电流 Ampere Rating	额定电压 Voltage Rating	熔化热能 ² T Melting Integral (A ² .S)	认证 Approvals				
				UL	TUV	CQC	CCC	JET
52T1100J/T/G/A/B/F	1A	500V/400V/300V/250V/125V/72V	1.2	●	●	●	○	○
52T1125J/T/G/A/B/F	1.25A	500V/400V/300V/250V/125V/72V	2.3	●	○	○	○	○
52T1160J/T/G/A/B/F	1.6A	500V/400V/300V/250V/125V/72V	3.5	●	●	●	○	○
52T1200J/T/G/A/B/F	2A	500V/400V/300V/250V/125V/72V	7.4	●	●	●	○	○
52T1250J/T/G/A/B/F	2.5A	500V/400V/300V/250V/125V/72V	12	●	●	●	○	○
52T1315J/T/G/A/B/F	3.15A	500V/400V/300V/250V/125V/72V	25	●	●	●	○	○
52T1400J/T/G/A/B/F	4A	500V/400V/300V/250V/125V/72V	40	●	●	●	○	○
52T1500J/T/G/A/B/F	5A	500V/400V/300V/250V/125V/72V	65	●	●	●	○	○
52T1630J/T/G/A/B/F	6.3A	500V/400V/300V/250V/125V/72V	110	●	●	●	○	○
52T1800J/T/G/A/B/F	8A	500V/400V/300V/250V/125V/72V	210	●	○	○	○	○
52T2100J/T/G/A/B/F	10A	500V/400V/300V/250V/125V/72V	390	●	●	●	○	○
52T2125J/T/G/A/B/F	12.5A	500V/400V/300V/250V/125V/72V	880	●	○	○	○	○
52T2160J/T/G/A/B/F	16A	500V/400V/300V/250V/125V/72V	1606	●	○	○		
52T2200J/T/G/A/B/F	20A	500V/400V/300V/250V/125V/72V	1850	●				
52T2250J/T/G/A/B/F	25A	500V/400V/300V/250V/125V/72V	2130	●				

SCP 12A/15A RoHS Compliant



三端保险丝 Self Control Protector 36V



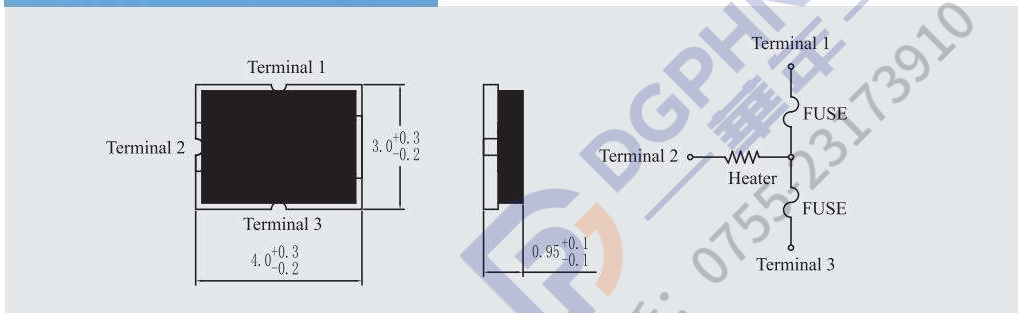
测试标准:
Testing Standard:
UL248-1, UL248-14

工作温度:
Operating Temperature:
-10°C ~ +65°C

额定分断能力:
Interrupting Rating:
50 Amperes at 36V DC

焊接方法:
Soldering Method:
Reflow soldering: 260°C, 5s max.

包装:
Packaging:
Automaton tape packing 5000pcs/reel.



安全认证: Safety Approvals:

认证 Approvals	额定电流 Ampere Rating	额定电压 Voltage Rating	证书号码 Certification No.
UL	12A~15A	36V	E221465


目录编号: Catalog No.

目录编号 Catalog No.	额定电流 Ampere Rating	额定电压 Voltage Rating	最大阻断电流 Breaking capacity	保险丝电阻 Fuse DCR	适用电芯数 Cells in series	动作电压 Operating Voltage	认证 Approvals
							● 表示已获认证 ● 表示认证中
SCP12A1J	12A	36V	50A	1.0-3.5	1	3.0-4.5V	●
SCP12A2J	12A	36V	50A	1.0-3.5	2	4.0-9.0V	●
SCP12A3J	12A	36V	50A	1.0-3.5	3	7.4-13.8V	●
SCP12A4J	12A	36V	50A	1.0-3.5	4	10.5-19.6V	●
SCP15A1J	15A	36V	50A	1.0-3.0	1	3.0-5.0V	●
SCP15A2J	15A	36V	50A	1.0-3.0	2	5.0-9.0V	●
SCP15A3J	15A	36V	50A	1.0-3.0	3	7.4-13.8V	●
SCP15A4J	15A	36V	50A	1.0-3.0	4	10.5-19.6V	●
SCP15A5J	15A	36V	50A	1.0-3.0	5	13.0-23.5V	●
SCP15A6J	15A	36V	50A	1.0-3.0	6	14.1-28.0V	●
SCP15A7J	15A	36V	50A	1.0-3.0	7	16.5-31.5V	●
SCP15A8J	15A	36V	50A	1.0-3.0	8	18.8-36.0V	●
SCP15A9J	15A	36V	50A	1.0-3.0	9-10	25.0-47.0V	●
SCP15A11J	15A	36V	50A	1.0-3.0	11-12	32.0-56.4V	●
SCP15A13J	15A	36V	50A	1.0-3.0	13-14	35.0-62.0V	●



SCP 30A RoHS Compliant

三端保险丝 Self Control Protector 62V



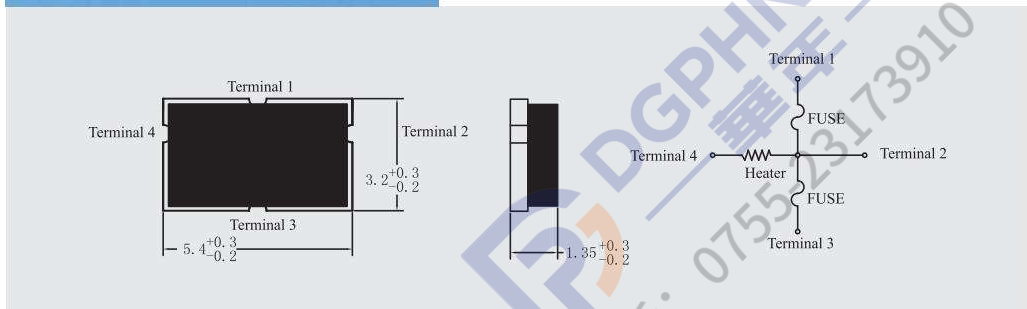
测试标准:
Testing Standard:
UL248-1, UL248-14

工作温度:
Operating Temperature:
-10°C ~ +65°C

额定分断能力:
Interrupting Rating:
80 Amperes at 62V DC

焊接方法:
Soldering Method:
Reflow soldering: 260°C, 5s max.

包装:
Packaging:
Automaton tape packing 3000pcs/reel.



安全认证: Safety Approvals:

认证 Approvals	额定电流 Ampere Rating	额定电压 Voltage Rating	证书号码 Certification No.
UL	30A	62V	E221465

目录编号: Catalog No.


目录编号 Catalog No.	额定电流 Ampere Rating	额定电压 Voltage Rating	最大阻断电流 Breaking capacity	保险丝电阻 Fuse DCR	适用电芯数 Cells in series	动作电压 Operating Voltage	认证 Approvals
SCP30A3H	30A	62V	80A	0.5-2.5	3	9.90-13.5V	●
SCP30A4H	30A	62V	80A	0.5-2.5	4	13.40-18.40V	●
SCP30A5H	30A	62V	80A	0.5-2.5	5	17.10-23.50V	●
SCP30A6H	30A	62V	80A	0.5-2.5	6	19.80-28.80V	●
SCP30A7H	30A	62V	80A	0.5-2.5	7	23.00-31.50V	●
SCP30A8H	30A	62V	80A	0.5-2.5	8	28.00-38.40V	●
SCP30A9H	30A	62V	80A	0.5-2.5	9-10	34.20-46.90V	●
SCP30A10H	30A	62V	80A	0.5-2.5	10	38.00-48.00V	●
SCP30A13H	30A	62V	80A	0.5-2.5	13-14	49.00-62.00V	●

● 表示已获认证
● 表示认证中

SCP 45A/60A RoHS Compliant



三端保险丝 Self Control Protector 80V



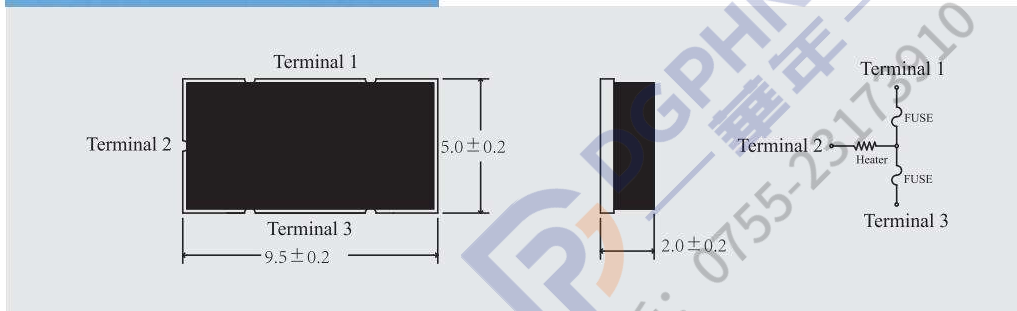
测试标准:
Testing Standard:
UL248-1, UL248-14

工作温度:
Operating Temperature:
-10°C ~ +65°C

额定分断能力:
Interrupting Rating:
120 Amperes at 80V DC(45A)
160 Amperes at 80V DC(60A)

焊接方法:
Soldering Method:
Reflow soldering: 260°C, 5s max.


包装:
Packaging:
Automaton tape packing 1000pcs/reel



安全认证: Safety Approvals:

认证 Approvals	额定电流 Ampere Rating	额定电压 Voltage Rating	证书号码 Certification No.
UL	45A~60A	80V	E221465

目录编号: Catalog No.

目录编号 Catalog No.	额定电流 Ampere Rating	额定电压 Voltage Rating	最大阻断电流 Breaking capacity	保险丝电阻 Fuse DCR	适用电芯数 Cells in series	动作电压 Operating Voltage	认证 Approvals
SCP45A3K	45A	80V	120A	0.5~2.5	3	9.9~13.5V	 ●
SCP45A4K	45A	80V	120A	0.5~2.5	4	13.0~18.4V	●
SCP45A5K	45A	80V	120A	0.5~2.5	5	16.7~23.5V	●
SCP45A6K	45A	80V	120A	0.5~2.5	6~7	22.3~31.5V	●
SCP45A9K	45A	80V	120A	0.5~2.5	9~10	33.0~46.9V	●
SCP45A12K	45A	80V	120A	0.5~2.5	12~14	43.7~62.0V	●
SCP60A3K	60A	80V	160A	0.5~2.0	3	9.6~13.5V	●
SCP60A4K	60A	80V	160A	0.5~2.0	4	13.0~18.4V	●
SCP60A5K	60A	80V	160A	0.5~2.0	5	16.7~23.5V	●
SCP60A6K	60A	80V	160A	0.5~2.0	6~7	22.3~31.5V	●
SCP60A9K	60A	80V	160A	0.5~2.0	9~10	33.0~46.9V	●
SCP60A12K	60A	80V	160A	0.5~2.0	12~14	43.7~62.0V	●


● 表示已获认证
● 表示认证中



2D Φ 3x7 RoHS Compliant

超小型保险丝(快断型)

Micro Fuse (Fast-Acting) 250V/125V



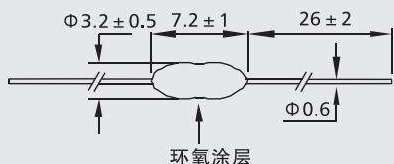
测试标准:
Testing Standard:
 UL248-1 UL248-14

额定分断能力:
Interrupting Rating:
 50 Amperes at 125V AC
 50 Amperes at 250V AC

工作温度:
Operating Temperature:
 -55°C ~ +125°C

材料:
Materials:
 End cap: Nickel plated brass
 Ceramic tube: Ceramic
 Lead wire: Tinned copper wire
 Coat: Epoxy resin

焊接方法:
Soldering Method:
 Wave soldering: 260°C, 10s max
 Manual soldering: 350°C, 5s max



电气特性: Electrical Characteristics

额定电流的% % of Ampere Rating	熔断时间 Opening Time
100%	4 hours Min (大于4小时)
200%	60 s Max (小于60秒)

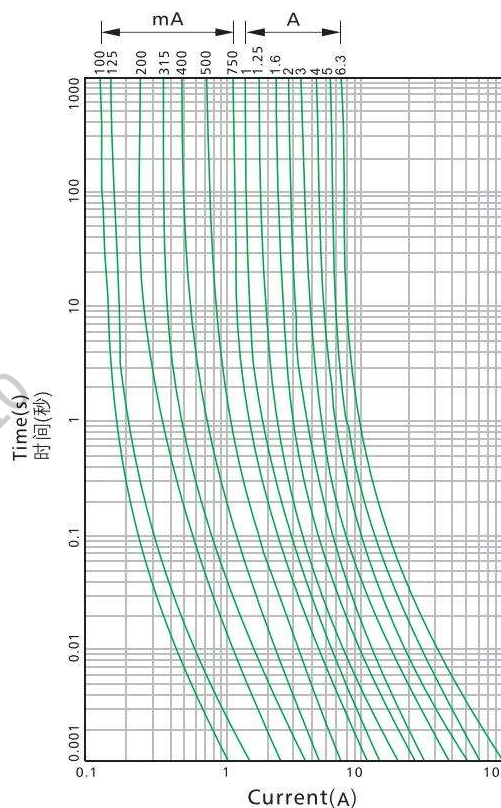
安全认证: Safety Approvals:

认证 Approvals	额定电流 Ampere Rating	额定电压 Voltage Rating	证书号码 Certification No.
UL	100mA~6.3A	250V/125V	E221465
CCC	250mA~5A	125V	2020970207000109

目录编号: Catalog No.A:250V B:125V

目录编号 Catalog No.	额定电流 Ampere Rating	额定电压 Voltage Rating	熔化热能 ² Melting Integral (A ² .S)	认证 Approvals		
						
2D0100A/B	100mA	250/125V	0.001	●	●	
2D0125A/B	125mA	250/125V	0.002	●	●	
2D0160A/B	160mA	250/125V	0.003	●	●	
2D0200A/B	200mA	250/125V	0.006	●	●	
2D0250A/B	250mA	250/125V	0.012	●	●	●
2D0300A/B	300mA	250/125V	0.016	●	●	●
2D0315A/B	315mA	250/125V	0.019	●	●	●
2D0350A/B	350mA	250/125V	0.022	●	●	●
2D0400A/B	400mA	250/125V	0.035	●	●	●
2D0500A/B	500mA	250/125V	0.047	●	●	●
2D0630A/B	630mA	250/125V	0.056	●	●	●
2D0750A/B	750mA	250/125V	0.078	●	●	●
2D0800A/B	800mA	250/125V	0.098	●	●	●
2D1100A/B	1A	250/125V	0.3	●	●	●
2D1125A/B	1.25A	250/125V	0.5	●	●	●
2D1150A/B	1.5A	250/125V	0.6	●	●	●
2D1160A/B	1.6A	250/125V	0.8	●	●	●
2D1200A/B	2A	250/125V	1.2	●	●	●
2D1250A/B	2.5A	250/125V	2.0	●	●	●
2D1300A/B	3A	250/125V	2.5	●	●	●
2D1315A/B	3.15A	250/125V	2.9	●	●	●
2D1350A/B	3.5A	250/125V	3.1	●	●	●
2D1400A/B	4A	250/125V	4.2	●	●	●
2D1500A/B	5A	250/125V	7.2	●	●	●
2D1630A/B	6.3A	250/125V	12	●	●	●

Time-Current Characteristics 电流-时间曲线图




2E Φ 3x7 RoHS Compliant



超小型保险丝(延时型)



Micro Fuse(Time-Lag)250V/125V



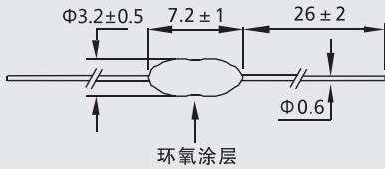
测试标准:
Testing Standard:
UL248-1 UL248-14

额定分断能力:
Interrupting Rating:
50 Amperes at 125V AC
50 Amperes at 250V AC

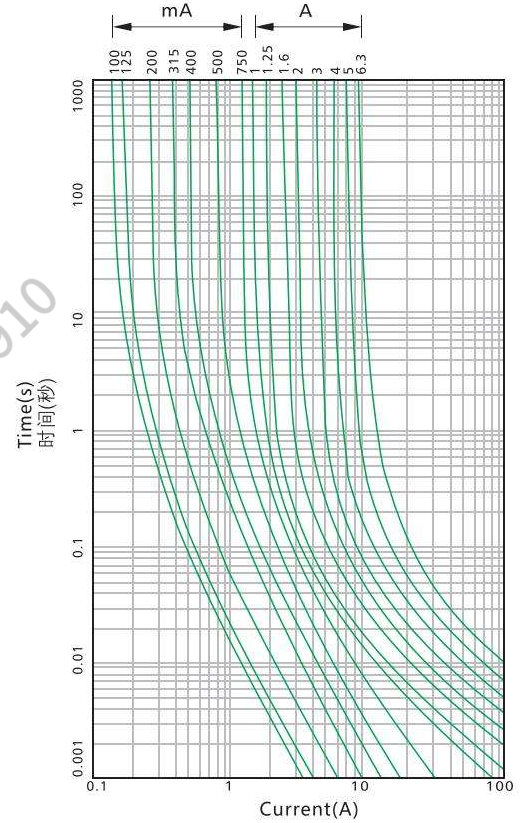
工作温度:
Operating Temperature:
-55°C ~ +125°C

材料:
Materials:
End cap: Nickel plated brass
Ceramic tube: Ceramic
Lead wire: Tinned copper wire
Coat: Epoxy resin

焊接方法:
Soldering Method:
Wave soldering: 260°C, 10s max
Manual soldering: 350°C, 5s max



Time-Current Characteristics
电流-时间曲线图



电气特性: Electrical Characteristics

额定电流的% % of Ampere Rating	熔断时间 Opening Time
100%	4 hours Min (大于4小时)
200%	60 s Max (小于60秒)
1000%	10 ms Min (大于10毫秒)

安全认证: Safety Approvals:

认证 Approvals	额定电流 Ampere Rating	额定电压 Voltage Rating	证书号码 Certification No.
UL	100mA~6.3A	250V/125V	E221465
VDE	250mA~4A	250V	40040704
CCC	250mA~4A	250V	2020970207000108
PSE	1A~3.6A	250V	PSE19021565/PSE19021566
KTL	1A~4A	250V	SU05026-17002/17003

目录编号: Catalog No.A:250V B:125V

目录编号 Catalog No.	额定电流 Ampere Rating	额定电压 Voltage Rating	熔化热能 ² Melting Integral (A ² .S)	认证 Approvals							
				UL	cUL	VDE	CCC	PSE JET	TUV	CE	
2E0125A/B	125mA	250/125V	0.020	●	●						
2E0160A/B	160mA	250/125V	0.040	●	●						
2E0200A/B	200mA	250/125V	0.006	●	●	●	●		●	●	
2E0250A/B	250mA	250/125V	0.09	●	●	●	●		●	●	
2E0500A/B	500mA	250/125V	0.46	●	●	●	●		●	●	
2E0800A/B	800mA	250/125V	1.1	●	●	●	●		●	●	
2E1100A/B	1A	250/125V	1.3	●	●	●	●	●	●	●	
2E1125A/B	1.25A	250/125V	2.6	●	●	●	●		●	●	
2E1150A/B	1.5A	250/125V	3.1	●	●				●	●	
2E1160A/B	1.6A	250/125V	3.9	●	●		●	●	●	●	
2E1200A/B	2A	250/125V	7.2	●	●	●	●	●	●	●	
2E1250A/B	2.5A	250/125V	12	●	●	●	●		●	●	
2E1300A/B	3A	250/125V	15	●	●				●	●	
2E1315A/B	3.15A	250/125V	19	●	●	●	●	●	●	●	
2E1350A/B	3.5A	250/125V	24	●	●				●	●	
2E1400A/B	4A	250/125V	29	●	●	●	●	●	●	●	
2E1500A/B	5A	250/125V	59	●	●			●	●	●	
2E1630A/B	6.3A	250/125V	90	●	●			●	●	●	

● 表示已获认证
● 表示认证中



3D $\Phi 3.6 \times 10$ RoHS Compliant

玻璃保险丝管(快断型)

Glass Tube Fuse (Fast-Acting) 250V/125V



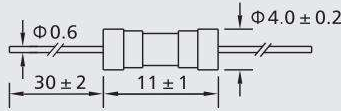
测试标准:
Testing Standard:
UL248-1 UL248-14

额定分断能力:
Interrupting Rating:
50 Amperes at 125V AC
50 Amperes at 250V AC

工作温度:
Operating Temperature:
-55°C ~ +125°C

材料:
Materials:
End cap: nickel plated brass
Glass tube: glass
Lead wire: tinned copper wire
Inner cap: nickel plated brass

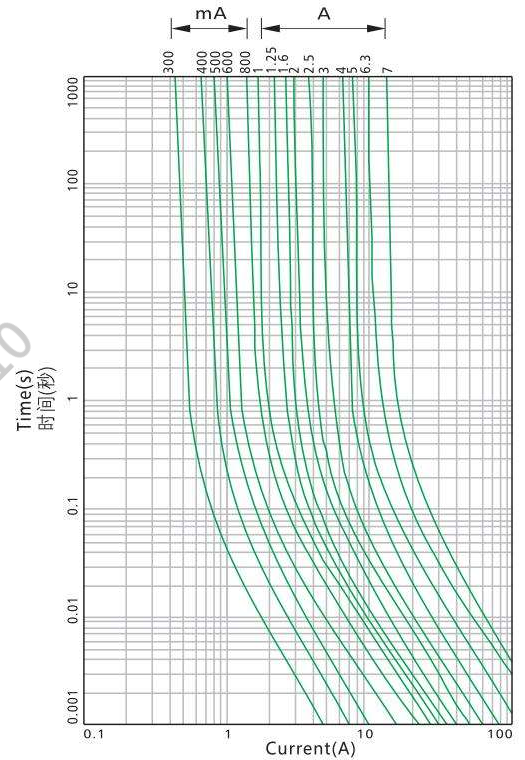
焊接方法:
Soldering Method:
Wave soldering: 260°C, 10s max
Manual soldering: 350°C, 5s max



电气特性: Electrical Characteristics

额定电流的% % of Ampere Rating	熔断时间 Opening Time
100%	4 hours Min (大于4小时)
200%	60 s Max (小于60秒)

Time-Current Characteristics
电流-时间曲线图



安全认证: Safety Approvals:

认证 Approvals	额定电流 Ampere Rating	额定电压 Voltage Rating	证书号码 Certification No.
UL	100mA~7A	125V/250V	E221465

目录编号: Catalog No. A:250V B:125V 带引线产品目录编号后加"P": Suffix "P" for Lead Type After Catalog No.

目录编号 Catalog No.	额定电流 Ampere Rating	额定电压 Voltage Rating	熔化热能 ² Melting Integral (A ² ,S)	认证 Approvals	
3D0100A/BP	100mA	250/125V	0.0015	●	●
3D0125A/BP	125mA	250/125V	0.0025	●	●
3D0160A/BP	160mA	250/125V	0.0042	●	●
3D0200A/BP	200mA	250/125V	0.0065	●	●
3D0250A/BP	250mA	250/125V	0.010	●	●
3D0300A/BP	300mA	250/125V	0.018	●	●
3D0315A/BP	315mA	250/125V	0.020	●	●
3D0350A/BP	350mA	250/125V	0.025	●	●
3D0400A/BP	400mA	250/125V	0.035	●	●
3D0500A/BP	500mA	250/125V	0.06	●	●
3D0630A/BP	630mA	250/125V	0.15	●	●
3D0750A/BP	750mA	250/125V	0.35	●	●
3D0800A/BP	800mA	250/125V	0.5	●	●
3D1100A/BP	1A	250/125V	0.6	●	●
3D1125A/BP	1.25A	250/125V	1.2	●	●
3D1150A/BP	1.5A	250/125V	1.6	●	●
3D1160A/BP	1.6A	250/125V	1.8	●	●
3D1200A/BP	2A	250/125V	2.4	●	●
3D1250A/BP	2.5A	250/125V	3.2	●	●
3D1300A/BP	3A	250/125V	6.0	●	●
3D1315A/BP	3.15A	250/125V	7.0	●	●
3D1350A/BP	3.5A	250/125V	7.5	●	●
3D1400A/BP	4A	250/125V	8.0	●	●
3D1500A/BP	5A	250/125V	15	●	●
3D1600A/BP	6A	250/125V	24	●	●
3D1630A/BP	6.3A	250/125V	28	●	●
3D1700A/BP	7A	250/125V	36	●	●

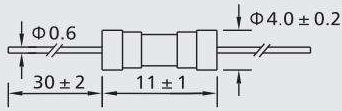
● 表示已获认证
● 表示认证中

3E Φ 3.6x10 RoHS Compliant



玻璃保险丝管(延时型)

Glass Tube Fuse (Time-Lag) 250V/125V



测试标准:
Testing Standard:
 UL248-1 UL248-14

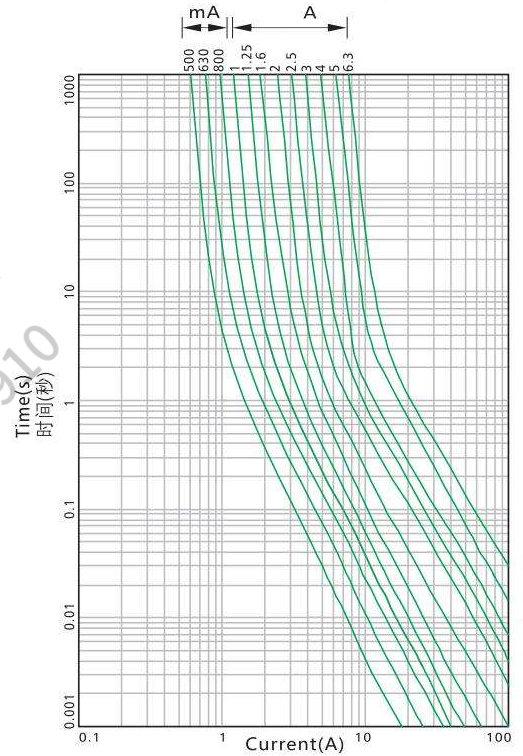
额定分断能力:
Interrupting Rating:
 50 Amperes at 125V AC
 50 Amperes at 250V AC

工作温度:
Operating Temperature:
 -55°C ~ +125°C

材料:
Materials:
 End cap: nickel plated brass
 Glass tube: glass
 Lead wire: tinned copper wire
 Inner cap: nickel plated brass

焊接方法:
Soldering Method:
 Wave soldering: 260°C, 10s max
 Manual soldering: 350°C, 5s max

Time-Current Characteristics
 电流-时间曲线图



电气特性: Electrical Characteristics

额定电流的% % of Ampere Rating	熔断时间 Opening Time
100%	4 hours Min (大于4小时)
200%	60 s Max (小于60秒)
1000%	10 ms Min (大于10毫秒)

安全认证: Safety Approvals:

认证 Approvals	额定电流 Ampere Rating	额定电压 Voltage Rating	证书号码 Certification No.
UL	100mA~15A	125V/250V	E221465

目录编号: Catalog No. A:250V B:125V 带引线产品目录编号后加"P": Suffix "P" for Lead Type After Catalog No.

目录编号 Catalog No.	额定电流 Ampere Rating	额定电压 Voltage Rating	熔化热能 ² Melting Integral (A ² .S)	认证 Approvals	
					
3E0100A/BP	100mA	250/125V	0.0042	●	●
3E0125A/BP	125mA	250/125V	0.010	●	●
3E0160A/BP	160mA	250/125V	0.025	●	●
3E0200A/BP	200mA	250/125V	0.035	●	●
3E0250A/BP	250mA	250/125V	0.056	●	●
3E0300A/BP	300mA	250/125V	0.10	●	●
3E0315A/BP	315mA	250/125V	0.12	●	●
3E0350A/BP	350mA	250/125V	0.15	●	●
3E0400A/BP	400mA	250/125V	0.25	●	●
3E0500A/BP	500mA	250/125V	0.35	●	●
3E0630A/BP	630mA	250/125V	0.55	●	●
3E0750A/BP	750mA	250/125V	0.70	●	●
3E0800A/BP	800mA	250/125V	1.1	●	●
3E1100A/BP	1A	250/125V	2.0	●	●
3E1125A/BP	1.25A	250/125V	3.8	●	●
3E1150A/BP	1.5A	250/125V	4.2	●	●
3E1160A/BP	1.6A	250/125V	6.2	●	●
3E1200A/BP	2A	250/125V	13	●	●
3E1250A/BP	2.5A	250/125V	18	●	●
3E1300A/BP	3A	250/125V	28	●	●
3E1315A/BP	3.15A	250/125V	32	●	●
3E1350A/BP	3.5A	250/125V	39	●	●
3E1400A/BP	4A	250/125V	43	●	●
3E1500A/BP	5A	250/125V	58	●	●
3E1630A/BP	6.3A	250/125V	81	●	●
3E1700A/BP	7A	250/125V	95	●	●
3E1800A/BP	8A	250/125V	119	●	●
3E2100A/BP	10A	250/125V	138	●	●
3E2120A/BP	12A	250/125V	157	●	●
3E2150A/BP	15A	250/125V	191	●	●



3J $\Phi 3.6 \times 10$ RoHS Compliant

玻璃保险丝管(快断型)

Glass Tube Fuse (Fast-Acting) 250V/125V



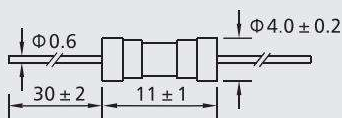
测试标准:
Testing Standard:
IEC60127-1 IEC60127-3 GB/T9364.1 GB/T9364.3

额定分断能力:
Interrupting Rating:
35A or 10In Whichever is greater

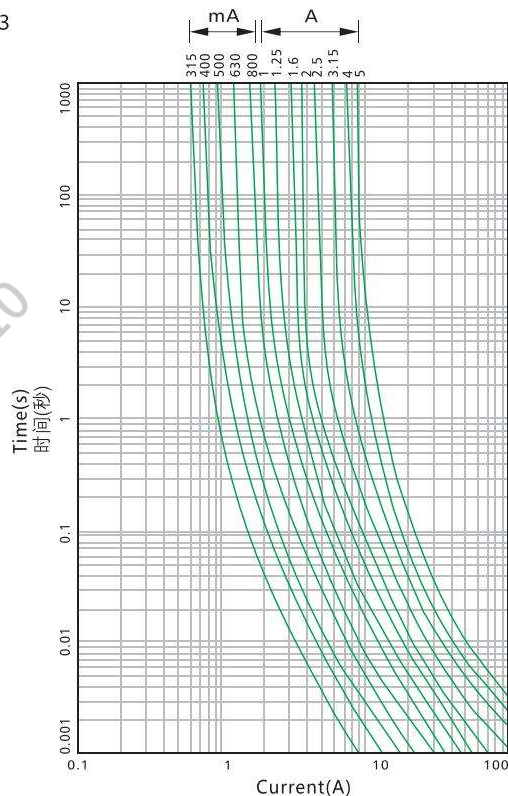
工作温度:
Operating Temperature:
-55°C ~ +125°C

材料:
Materials:
End cap: Nickel plated brass
Glass tube: Glass
Lead wire: Tinned copper wire
Inner cap: Nickel plated brass

焊接方法:
Soldering Method:
Wave soldering: 260°C, 10s max
Manual soldering: 350°C, 5s max



Time-Current Characteristics
电流-时间曲线图



电气特性: Electrical Characteristics

额定电流的% % of Ampere Rating	熔断时间 Opening Time
210%	30 min Max(小于30分钟)
275%	10 ms ~ 3 s
400%	3 ms ~ 300 ms
1000%	20 ms Max(小于20毫秒)

安全认证: Safety Approvals:

认证 Approvals	额定电流 Ampere Rating	额定电压 Voltage Rating	证书号码 Certification No.
UL	100mA~5A	250V	E221465
VDE	250mA~5A	250V	40009301
CCC	200mA~6.3A	250V	2020970207000105
KTL	200mA~4A	250V	SU05026-9001/9002/9003

目录编号: Catalog No.A:250V

带引线产品目录编号后加"P":Suffix "P" for Lead Type After Catalog No.

目录编号 Catalog No.	额定电流 Ampere Rating	额定电压 Voltage Rating	最大电压降(mv) Max Voltage Drop	熔化热能 ² Melting Integral (A ² .S)	认证 Approvals			
								
3J0100AP	100mA	250V	600	0.010	●			
3J0200AP	200mA	250V	480	0.015	●			
3J0250AP	250mA	250V	440	0.02	●			
3J0315AP	315mA	250V	400	0.03	●	●	●	●
3J0400AP	400mA	250V	370	0.05	●	●	●	●
3J0500AP	500mA	250V	350	0.2	●	●	●	●
3J0630AP	630mA	250V	320	0.3	●	●	●	●
3J0800AP	800mA	250V	300	0.7	●	●	●	●
3J1100AP	1A	250V	280	0.8	●	●	●	●
3J1125AP	1.25A	250V	280	2.4	●	●	●	●
3J1160AP	1.6A	250V	250	3.5	●	●	●	●
3J1200AP	2A	250V	240	3.9	●	●	●	●
3J1250AP	2.5A	250V	200	4.7	●	●	●	●
3J1315AP	3.15A	250V	180	10.8	●	●	●	●
3J1400AP	4A	250V	180	13.9	●	●	●	●
3J1500AP	5A	250V	150	25.4	●	●	●	
3J1630AP	6.3A	250V	150	53.7			●	

● 表示已获得认证
● 表示认证中

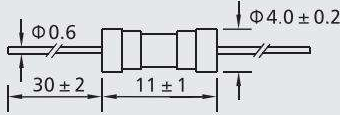
3K Φ 3.6x10 RoHS Compliant



玻璃保险丝管(延时型)



Glass Tube Fuse (Time-Lag) 250V



测试标准:
Testing Standard:
 IEC60127-1 IEC60127-3 GB/T9364.1 GB/T9364.3

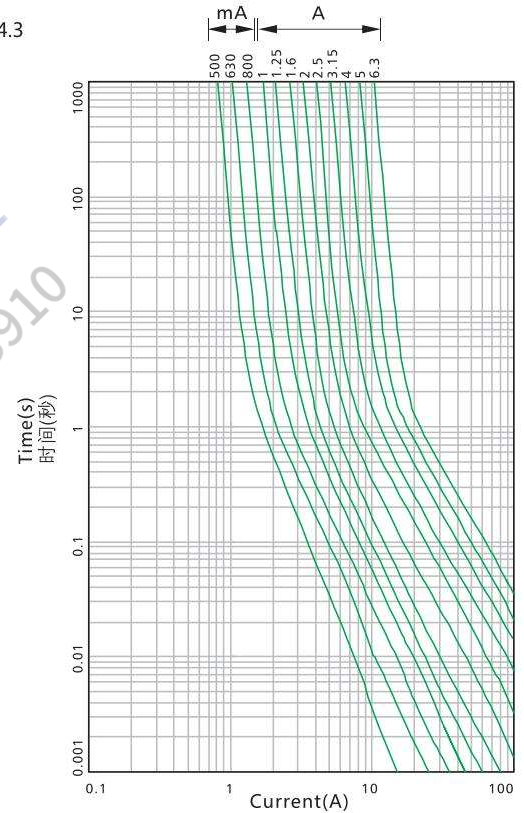
额定分断能力:
Interrupting Rating:
 35A or 10In Whichever is greater

工作温度:
Operating Temperature:
 -55°C ~ +125°C

材料:
Materials:
 End cap: Nickel plated brass
 Glass tube: Glass
 Lead wire: Tinned copper wire
 Inner cap: Nickel plated brass

焊接方法:
Soldering Method:
 Wave soldering: 260°C, 10s max
 Manual soldering: 350°C, 5s max

Time-Current Characteristics
电流-时间曲线图



电气特性: Electrical Characteristics

额定电流的% % of Ampere Rating	熔断时间 Opening Time
210%	2min Max(小于2分钟)
275%	400ms ~ 10s
400%	150ms ~ 3s
1000%	20 ms ~ 150ms

安全认证: Safety Approvals:

认证 Approvals	额定电流 Ampere Rating	额定电压 Voltage Rating	证书号码 Certification No.
UL	200mA~6.3A	250V/125V	E221465
VDE	200mA~6.3A	250V	40010682
CCC	200mA~6.3A	250V	2020970207000104
KTL	500mA~6.3A	250V	SU05026-7007A/7014A/7015A/10002/20001/20002

目录编号: Catalog No.A:250V

带引线产品目录编号后加"P":Suffix"P"for Lead Type After Catalog No.

目录编号 Catalog No.	额定电流 Ampere Rating	额定电压 Voltage Rating	最大电压降(mv) Max Voltage Drop	熔化热能 ² Melting Integral (A ² .S)	认证 Approvals			
					UL	VDE	CCC	K
3K0200AP	200mA	250V	260	0.04	●	●	●	●
3K0250AP	250mA	250V	240	0.06	●	●	●	●
3K0315AP	315mA	250V	220	0.09	●	●	●	●
3K0400AP	400mA	250V	200	0.2	●	●	●	●
3K0500AP	500mA	250V	190	0.72	●	●	●	●
3K0630AP	630mA	250V	180	1.35	●	●	●	●
3K0800AP	800mA	250V	160	2.92	●	●	●	●
3K1100AP	1A	250V	140	5.25	●	●	●	●
3K1125AP	1.25A	250V	130	8.2	●	●	●	●
3K1160AP	1.6A	250V	120	15	●	●	●	●
3K1200AP	2A	250V	100	20.3	●	●	●	●
3K1250AP	2.5A	250V	100	44.1	●	●	●	●
3K1315AP	3.15A	250V	100	61	●	●	●	●
3K1400AP	4A	250V	100	77	●	●	●	●
3K1500AP	5A	250V	100	160	●	●	●	●
3K1630AP	6.3A	250V	100	200	●	●	●	●


● 表示已获认证
 ● 表示认证中



3M Φ 3.6x10 RoHS Compliant

陶瓷保险丝管(快断型)

Ceramic Tube Fuse (Fast-Acting) 250V/125V



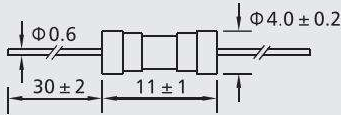
测试标准:
Testing Standard:
UL248-1 UL248-14

额定分断能力:
Interrupting Rating:
50 Amperes at 125V AC
50 Amperes at 250V AC

工作温度:
Operating Temperature:
-55°C ~ +125°C

材料:
Materials:
End cap: Nickel plated brass
Ceramic tube: Ceramic
Lead wire: Tinned copper wire
Inner cap: Nickel plated brass

焊接方法:
Soldering Method:
Wave soldering: 260°C, 10s max
Manual soldering: 350°C, 5s max



电气特性: Electrical Characteristics

额定电流的% % of Ampere Rating	熔断时间 Opening Time
100%	4 hours Min (大于4小时)
200%	60 s Max (小于60秒)

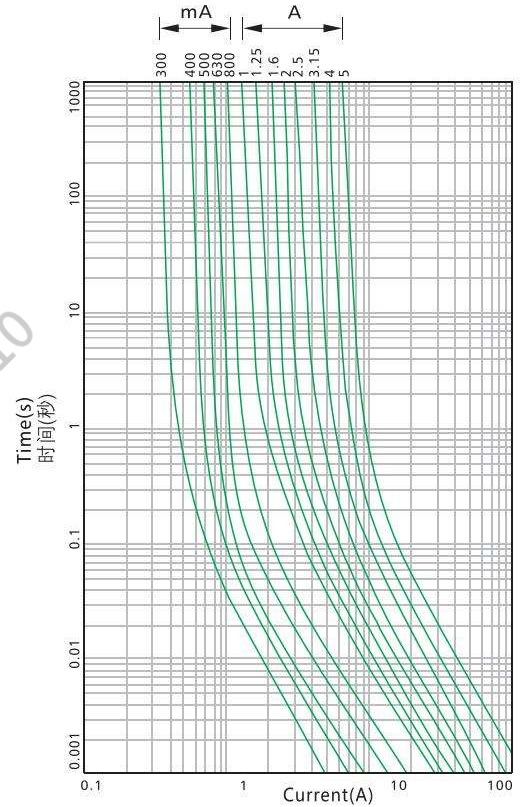
安全认证: Safety Approvals:

认证 Approvals	额定电流 Ampere Rating	额定电压 Voltage Rating	证书号码 Certification No.
UL	100mA~5A	250V/125V	E221465

目录编号: Catalog No. A:250V B:125V 带引线产品目录编号后加"P": Suffix "P" for Lead Type After Catalog No.

目录编号 Catalog No.	额定电流 Ampere Rating	额定电压 Voltage Rating	熔化热能 ^{1,2} Melting Integral (A ² .S)	认证 Approvals	
					
3M0125A/BP	125mA	250/125V	0.0025	●	●
3M0160A/BP	160mA	250/125V	0.0042	●	●
3M0200A/BP	200mA	250/125V	0.0065	●	●
3M0250A/BP	250mA	250/125V	0.010	●	●
3M0300A/BP	300mA	250/125V	0.018	●	●
3M0315A/BP	315mA	250/125V	0.020	●	●
3M0350A/BP	350mA	250/125V	0.025	●	●
3M0400A/BP	400mA	250/125V	0.035	●	●
3M0500A/BP	500mA	250/125V	0.06	●	●
3M0630A/BP	630mA	250/125V	0.15	●	●
3M0750A/BP	750mA	250/125V	0.35	●	●
3M0800A/BP	800mA	250/125V	0.4	●	●
3M1100A/BP	1A	250/125V	0.8	●	●
3M1125A/BP	1.25A	250/125V	1.3	●	●
3M1150A/BP	1.5A	250/125V	1.6	●	●
3M1160A/BP	1.6A	250/125V	2.0	●	●
3M1200A/BP	2A	250/125V	2.5	●	●
3M1250A/BP	2.5A	250/125V	3.7	●	●
3M1300A/BP	3A	250/125V	4.3	●	●
3M1315A/BP	3.15A	250/125V	5.8	●	●
3M1350A/BP	3.5A	250/125V	7.2	●	●
3M1400A/BP	4A	250/125V	11	●	●
3M1500A/BP	5A	250/125V	17	●	●

Time-Current Characteristics
电流-时间曲线图



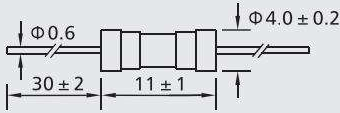
3N Φ 3.6x10 RoHS Compliant



陶瓷保险丝管(延时型)



Ceramic Tube Fuse (Time-Lag) 250V



测试标准:
Testing Standard:
IEC60127-1 IEC60127-3 GB/T9364.1 GB/T9364.3

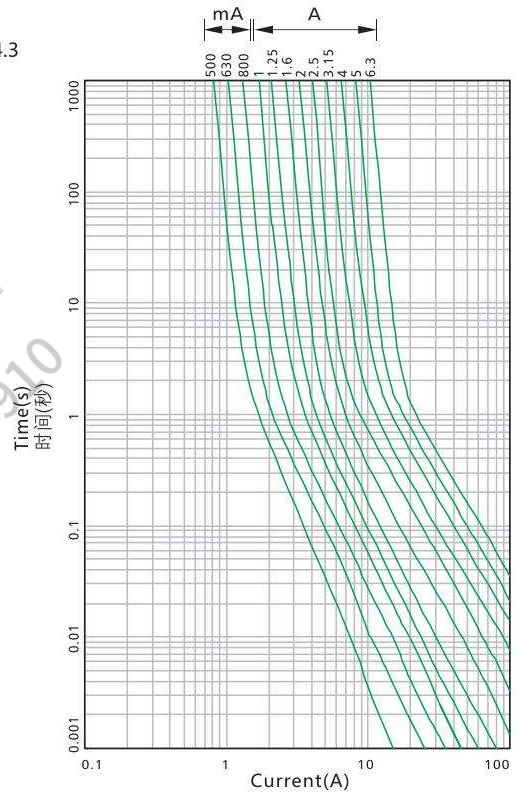
额定分断能力:
Interrupting Rating:
35A or 10In Whichever is greater

工作温度:
Operating Temperature:
-55°C ~ +125°C

材料:
Materials:
End cap: Nickel plated brass
Ceramic tube: Ceramic
Lead wire: Tinned copper wire
Inner cap: Nickel plated brass

焊接方法:
Soldering Method:
Wave soldering: 260°C, 10s max
Manual soldering: 350°C, 5s max

Time-Current Characteristics
电流-时间曲线图



电气特性: Electrical Characteristics

额定电流的% % of Ampere Rating	熔断时间 Opening Time (100mA~6.3A)	熔断时间 Opening Time (8A~16A)
210%	2 min Max (小于2分钟)	5 min Max(小于5分钟)
275%	400 ms~10s	1 s~20 s
400%	150 ms~3s	150 ms~3 s
1000%	20 ms~150 ms	20 ms~150 ms

安全认证: Safety Approvals:

认证 Approvals	额定电流 Ampere Rating	额定电压 Voltage Rating	证书号码 Certification No.
UL	100mA~20A	250V	E221465
VDE	500mA-6.3A	250V	40016660
CCC	500mA-10A	250V	2020970207000107/2021000207000026
KTL	500mA~6.3A	250V	SU05026-16004/16005/16006/13001

目录编号: Catalog No.A:250V

带引线产品目录编号后加"P":Suffix"P"for Lead Type After Catalog No.

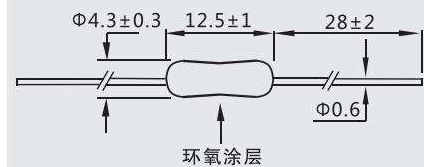

目录编号 Catalog No.	额定电流 Ampere Rating	额定电压 Voltage Rating	最大电压降(mv) Max Voltage Drop	熔化热能 ² T Melting Integral (A ² .S)	认证 Approvals			
					UL US	VDE	CCC	K
3N0125AP	125mA	250V	300	0.02	●			
3N0160AP	160mA	250V	280	0.03	●			
3N0200AP	200mA	250V	260	0.04	●			
3N0250AP	250mA	250V	240	0.06	●			
3N0500AP	500mA	250V	190	0.72	●	●	●	●
3N0800AP	800mA	250V	160	2.92	●	●	●	●
3N1100AP	1A	250V	140	4.6	●	●	●	●
3N1125AP	1.25A	250V	130	8.2	●	●	●	●
3N1160AP	1.6A	250V	120	15	●	●	●	●
3N1200AP	2A	250V	100	20.3	●	●	●	●
3N1250AP	2.5A	250V	100	44.1	●	●	●	●
3N1315AP	3.15A	250V	100	61	●	●	●	●
3N1400AP	4A	250V	100	116	●	●	●	●
3N1500AP	5A	250V	100	160	●	●	●	●
3N1630AP	6.3A	250V	100	200	●	●	●	●
3N1800AP	8A	250V	80	379	●		●	
3N2100AP	10A	250V	75	620	●		●	
3N2125AP	12.5A	250V	180	631	●			
3N2150AP	15A	250V	140	1036	●			
3N2160AP	16A	250V	140	1767	●			

● 表示已获认证
● 表示认证中



3R Φ 4x12 RoHS Compliant

超小型保险丝(延时型) US Micro Fuse (Time-Lag) 350V/300V



测试标准:

Testing Standard:
UL248-1 UL248-14

额定分断能力:

Interrupting Rating:
100 Amperes at 300V/350V AC

工作温度:

Operating Temperature:
-55°C ~ +125°C

材料:

Materials:
End cap: Nickel plated brass
Ceramic tube: Ceramic
Lead wire: Tinned copper wire
Coat: Epoxy resin

焊接方法:

Soldering Method:
Wave soldering: 260°C, 10s max
Manual soldering: 350°C, 5s max

电气特性: Electrical Characteristics

额定电流的% % of Ampere Rating	熔断时间 Opening Time
100%	4 hours Min (大于4小时)
200%	60 s Max (小于60秒)

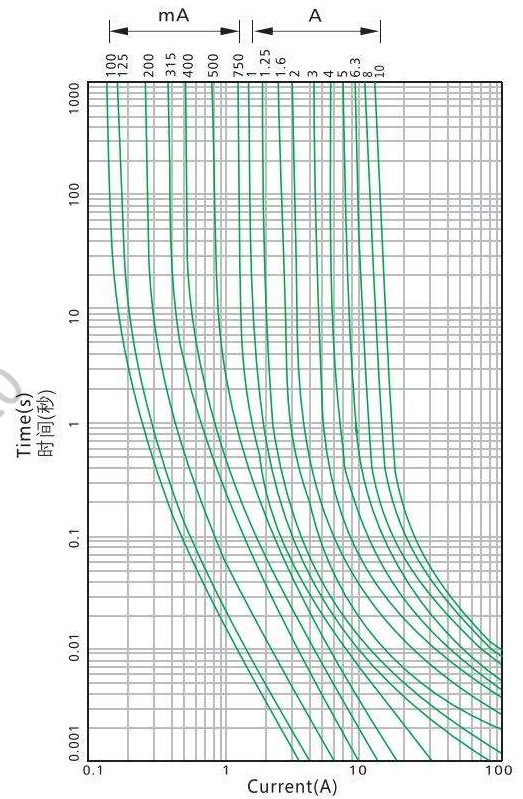
安全认证: Safety Approvals:

认证 Approvals	额定电流 Ampere Rating	额定电压 Voltage Rating	证书号码 Certification No.
UL	100mA~10A	300V/350V	E221465

目录编号: Catalog No.H:350V G:300V

目录编号 Catalog No.	额定电流 Ampere Rating	额定电压 Voltage Rating	熔化热能 ² T Melting Integral (A ² .S)	认证 Approvals
				● 表示已获认证 ● 表示认证中
3R0125H/G	125mA	350V/300V	0.02	●
3R0160H/G	160mA	350V/300V	0.04	●
3R0200H/G	200mA	350V/300V	0.07	●
3R0250H/G	250mA	350V/300V	0.08	●
3R0300H/G	300mA	350V/300V	0.13	●
3R0315H/G	315mA	350V/300V	0.16	●
3R0350H/G	350mA	350V/300V	0.18	●
3R0400H/G	400mA	350V/300V	0.35	●
3R0500H/G	500mA	350V/300V	0.48	●
3R0630H/G	630mA	350V/300V	0.70	●
3R0750H/G	750mA	350V/300V	0.75	●
3R0800H/G	800mA	350V/300V	0.80	●
3R1100H/G	1A	350V/300V	1.0	●
3R1125H/G	1.25A	350V/300V	1.9	●
3R1150H/G	1.5A	350V/300V	2.5	●
3R1160H/G	1.6A	350V/300V	3.2	●
3R1200H/G	2A	350V/300V	7.0	●
3R1250H/G	2.5A	350V/300V	10	●
3R1300H/G	3A	350V/300V	11	●
3R1315H/G	3.15A	350V/300V	12	●
3R1350H/G	3.5A	350V/300V	15	●
3R1400H/G	4A	350V/300V	19	●
3R1500H/G	5A	350V/300V	28	●
3R1630H/G	6.3A	350V/300V	50	●
3R1800H/G	8A	350V/300V	69	●
3R2100H/G	10A	350V/300V	98	●

**Time-Current Characteristics
电流-时间曲线图**



4D Φ 4.6x15 RoHS Compliant



玻璃保险丝管(快断型) US Glass Tube Fuse (Fast-Acting) 250V/125V



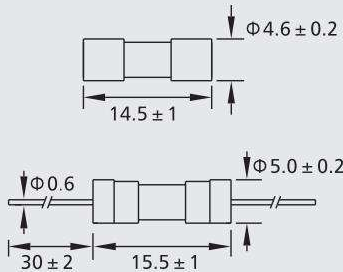
测试标准:
Testing Standard:
UL248-1 UL248-14

额定分断能力:
Interrupting Rating:
10000 Amperes at 125V AC
35 Amperes at 250V AC(100mA~1A)
25 Amperes at 250V AC(1.25A~1.6A)
50 Amperes at 250V AC(2A~3.5A)

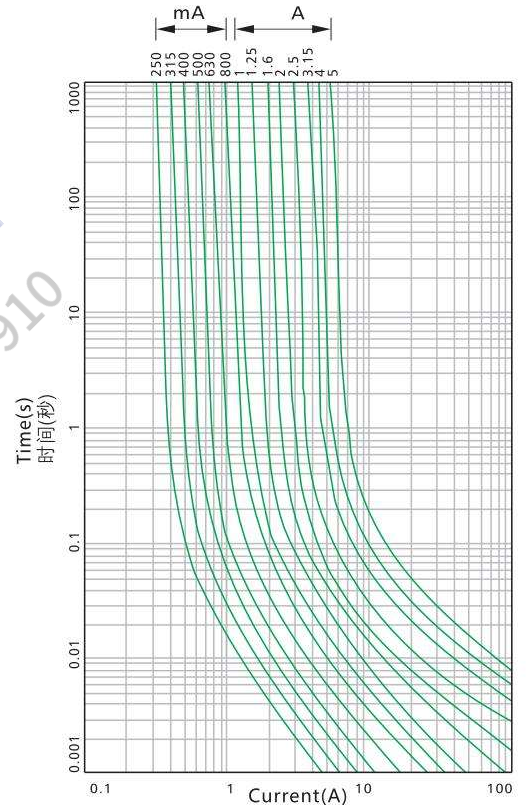
工作温度:
Operating Temperature:
-55°C ~ +125°C

材料:
Materials:
End cap:nickel plated brass
Glass tube:glass
Lead wire:tinned copper wire
Inner cap:nickel plated brass

焊接方法:
Soldering Method:
Wave soldering: 260°C, 10s max
Manual soldering: 350°C, 5s max



Time-Current Characteristics
电流-时间曲线图



电气特性: Electrical Characteristics

额定电流的% % of Ampere Rating	熔断时间 Opening Time
100%	4 hours Min (大于4小时)
135%	1 hour Max(小于1小时)
200%	5 s Max(小于5秒)

安全认证: Safety Approvals:

认证 Approvals	额定电流 Ampere Rating	额定电压 Voltage Rating	证书号码 Certification No.
UL	100mA~5A	125V/250V	E221465

目录编号: Catalog No.A:250V B:125V 带引线产品目录编号后加"P":Suffix"P"for Lead Type After Catalog No.

目录编号 Catalog No.	额定电流 Ampere Rating	额定电压 Voltage Rating	熔化热能 ² Melting Integral (A ² .S)	认证 Approvals		
						
4D0100A/B	100mA	250/125V	0.002	●	●	
4D0125A/B	125mA	250/125V	0.003	●	●	
4D0160A/B	160mA	250/125V	0.008	●	●	
4D0200A/B	200mA	250/125V	0.015	●	●	
4D0250A/B	250mA	250/125V	0.020	●	●	
4D0300A/B	300mA	250/125V	0.035	●	●	
4D0315A/B	315mA	250/125V	0.05	●	●	
4D0350A/B	350mA	250/125V	0.06	●	●	
4D0400A/B	400mA	250/125V	0.07	●	●	
4D0500A/B	500mA	250/125V	0.10	●	●	
4D0630A/B	630mA	250/125V	0.22	●	●	
4D0750A/B	750mA	250/125V	0.30	●	●	
4D0800A/B	800mA	250/125V	0.37	●	●	
4D1100A/B	1A	250/125V	0.80	●	●	
4D1125A/B	1.25A	250/125V	1.3	●		●
4D1150A/B	1.5A	250/125V	1.9	●		●
4D1160A/B	1.6A	250/125V	2.2	●		●
4D1200A/B	2A	250/125V	3.2	●		●
4D1250A/B	2.5A	250/125V	5.1	●		●
4D1300A/B	3A	250/125V	6.7	●		●
4D1315A/B	3.15A	250/125V	7.8	●		●
4D1350A/B	3.5A	250/125V	10	●		●
4D1400B	4A	125V	15	●		
4D1500B	5A	125V	26	●		

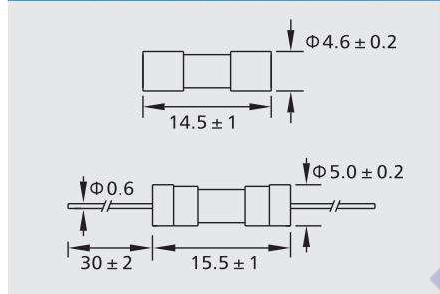

● 表示已获认证
● 表示认证中



4E $\Phi 4.6 \times 15$ RoHS Compliant

玻璃保险丝管(延时型)

Glass Tube Fuse (Time-Lag) 250V/125V



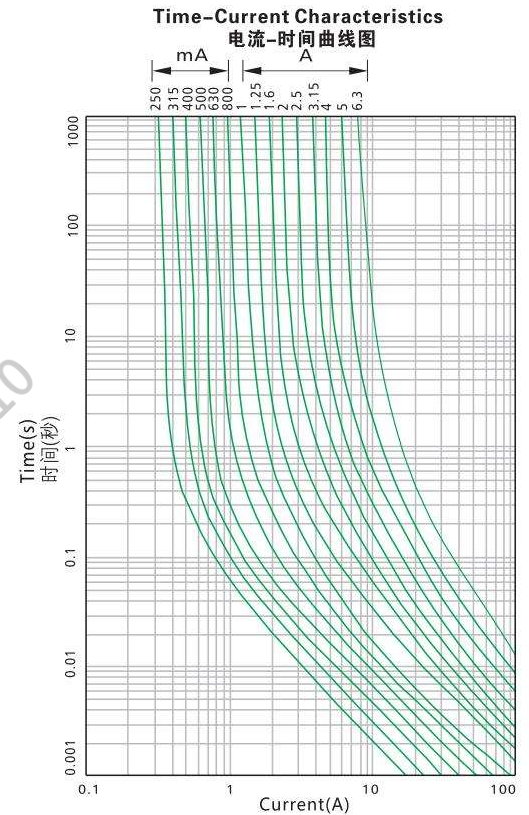
测试标准:
Testing Standard:
UL248-1 UL248-14

额定分断能力:
Interrupting Rating:
10000 Amperes at 125V AC
35 Amperes at 250V AC(100mA~1A)
100 Amperes at 250V AC(1.25A~6.3A)

工作温度:
Operating Temperature:
-55°C ~ +125°C

材料:
Materials:
End cap: nickel plated brass
Glass tube: glass
Lead wire: tinned copper wire
Inner cap: nickel plated brass

焊接方法:
Soldering Method:
Wave soldering: 260°C, 10s max
Manual soldering: 350°C, 5s max



电气特性: Electrical Characteristics

额定电流的% % of Ampere Rating	熔断时间 Opening Time
100%	4 hours Min(大于4小时)
135%	1 hour Max(小于1小时)
200%	120 s Max (小于120秒)
1000%	10 ms Min (大于10毫秒)

安全认证: Safety Approvals:

认证 Approvals	额定电流 Ampere Rating	额定电压 Voltage Rating	证书号码 Certification No.
UL	100mA~6.3A	125V/250V	E221465

目录编号: Catalog No. A:250V B:125V 带引线产品目录编号后加"P": Suffix "P" for Lead Type After Catalog No.

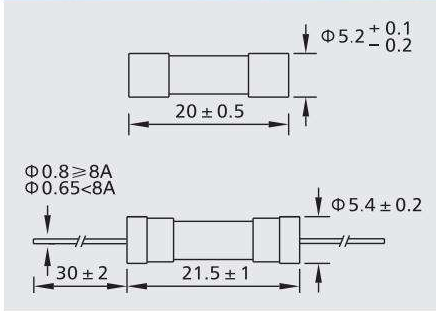

目录编号 Catalog No.	额定电流 Ampere Rating	额定电压 Voltage Rating	熔化热能 ² Melting Integral (A ² .S)	认证 Approvals		
4E0100A/B	100mA	250/125V	0.004	●	●	
4E0125A/B	125mA	250/125V	0.008	●	●	
4E0160A/B	160mA	250/125V	0.015	●	●	
4E0200A/B	200mA	250/125V	0.025	●	●	
4E0250A/B	250mA	250/125V	0.040	●	●	
4E0300A/B	300mA	250/125V	0.065	●	●	
4E0315A/B	315mA	250/125V	0.075	●	●	
4E0350A/B	350mA	250/125V	0.09	●	●	
4E0400A/B	400mA	250/125V	0.13	●	●	
4E0500A/B	500mA	250/125V	0.28	●	●	
4E0630A/B	630mA	250/125V	0.42	●	●	
4E0750A/B	750mA	250/125V	0.70	●	●	
4E0800A/B	800mA	250/125V	0.80	●	●	
4E1100A/B	1A	250/125V	1.0	●	●	
4E1125A/B	1.25A	250/125V	2.5	●	●	
4E1150A/B	1.5A	250/125V	2.8	●	●	
4E1160A/B	1.6A	250/125V	3.5	●	●	
4E1200A/B	2A	250/125V	12.8	●	●	
4E1250A/B	2.5A	250/125V	18	●	●	
4E1300A/B	3A	250/125V	19	●	●	
4E1315A/B	3.15A	250/125V	21	●	●	
4E1350A/B	3.5A	250/125V	34	●	●	
4E1400A/B	4A	250/125V	52	●		●
4E1500A/B	5A	250/125V	80	●		●
4E1630A/B	6.3A	250/125V	115	●		●

5D $\Phi 5.2 \times 20$ RoHS Compliant



玻璃保险丝管(快断型)

Glass Tube Fuse (Fast-Acting) 250V/125V



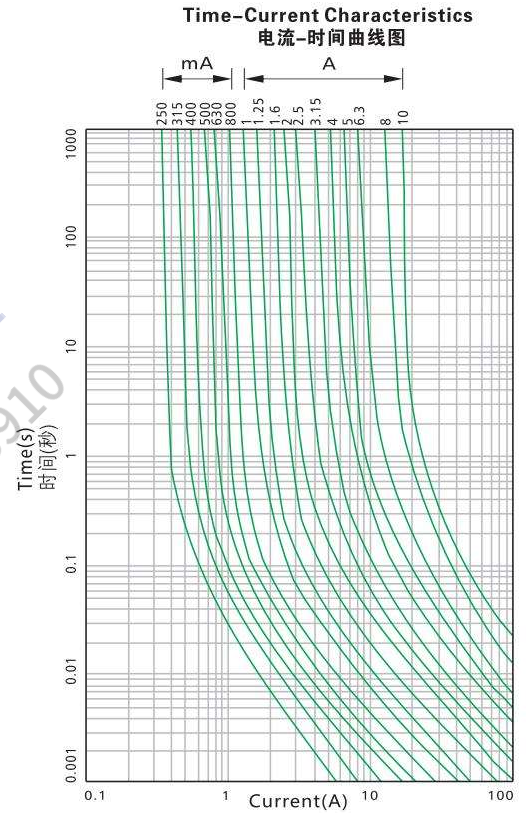
测试标准:
Testing Standard:
UL248-1 UL248-14

额定分断能力:
Interrupting Rating:
10000 Amperes at 125V AC
35 Amperes at 250V AC(100mA~1A)
100 Amperes at 250V AC(1.25A~10A)

工作温度:
Operating Temperature:
-55°C ~ +125°C

材料:
Materials:
End cap:nickel plated brass
Glass tube:glass
Lead wire:tinned copper wire
Inner cap:nickel plated brass

焊接方法:
Soldering Method:
Wave soldering: 260°C, 10s max
Manual soldering: 350°C, 5s max



电气特性: Electrical Characteristics

额定电流的% % of Ampere Rating	熔断时间 Opening Time
100%	4 hours Min(大于4小时)
135%	1 hour Max(小于1小时)
200%	5 s Max(小于5秒)

安全认证: Safety Approvals:

认证 Approvals	额定电流 Ampere Rating	额定电压 Voltage Rating	证书号码 Certification No.
UL	100mA~10A	250V/125V	E221465

目录编号: Catalog No.A:250V B:125V 带引线产品目录编号后加"P":Suffix"P"for Lead Type After Catalog No.

目录编号 Catalog No.	额定电流 Ampere Rating	额定电压 Voltage Rating	熔化热能 ² Melting Integral (A ² .S)	认证 Approvals		
						
5D0100A/B	100mA	250/125V	0.002	●	●	
5D0125A/B	125mA	250/125V	0.003	●	●	
5D0160A/B	160mA	250/125V	0.005	●	●	
5D0200A/B	200mA	250/125V	0.010	●	●	
5D0250A/B	250mA	250/125V	0.020	●	●	
5D0300A/B	300mA	250/125V	0.040	●	●	
5D0315A/B	315mA	250/125V	0.045	●	●	
5D0350A/B	350mA	250/125V	0.055	●	●	
5D0400A/B	400mA	250/125V	0.07	●	●	
5D0500A/B	500mA	250/125V	0.10	●	●	
5D0630A/B	630mA	250/125V	0.20	●	●	
5D0750A/B	750mA	250/125V	0.35	●	●	
5D0800A/B	800mA	250/125V	0.45	●	●	
5D1100A/B	1A	250/125V	0.9	●	●	
5D1125A/B	1.25A	250/125V	1.3	●	●	
5D1150A/B	1.5A	250/125V	1.6	●	●	
5D1160A/B	1.6A	250/125V	2.5	●	●	
5D1200A/B	2A	250/125V	5.8	●	●	
5D1250A/B	2.5A	250/125V	7.6	●	●	
5D1300A/B	3A	250/125V	8.1	●	●	
5D1315A/B	3.15A	250/125V	11	●	●	
5D1350A/B	3.5A	250/125V	19	●	●	
5D1400A/B	4A	250/125V	28	●		●
5D1500A/B	5A	250/125V	40	●		●
5D1600A/B	6A	250/125V	50	●		●
5D1630A/B	6.3A	250/125V	64	●		●
5D1800A/B	8A	250/125V	133	●		●
5D2100A/B	10A	250/125V	242	●		●

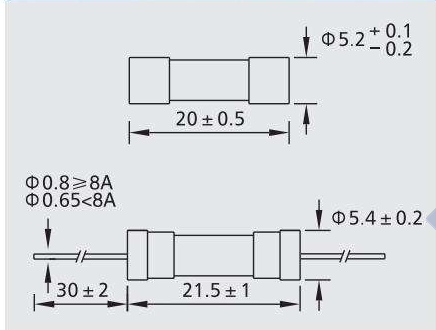
● 表示已获得认证
● 表示认证中



5E Φ 5.2x20 RoHS Compliant

玻璃保险丝管(延时型)

Glass Tube Fuse (Time-Lag) 250V/125V



测试标准:
Testing Standard:
UL248-1 UL248-14

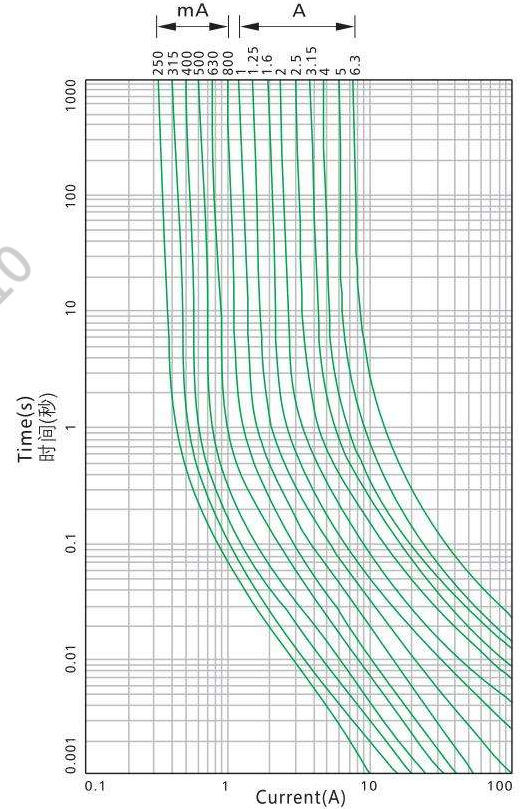
额定分断能力:
Interrupting Rating:
10000 Amperes at 125V AC
35 Amperes at 250V AC(100mA~1A)
100 Amperes at 250V AC(1.5A~3.5A)
200 Amperes at 250V AC(4A~6.3A)

工作温度:
Operating Temperature:
-55°C ~ +125°C

材料:
Materials:
End cap: nickel plated brass
Glass tube: glass
Lead wire: tinned copper wire
Inner cap: nickel plated brass

焊接方法:
Soldering Method:
Wave soldering: 260°C, 10s max
Manual soldering: 350°C, 5s max

Time-Current Characteristics
电流-时间曲线图



电气特性: Electrical Characteristics

额定电流的% % of Ampere Rating	熔断时间 Opening Time
100%	4 hours Min(大于4小时)
135%	1 hour Max(小于1小时)
200%	120 s Max (小于120秒)
1000%	10 ms Min (大于10毫秒)

安全认证: Safety Approvals:

认证 Approvals	额定电流 Ampere Rating	额定电压 Voltage Rating	证书号码 Certification No.
UL	100mA~6.3A	250V/125V	E221465

目录编号: Catalog No.A:250V B:125V 带引线产品目录编号后加"P":Suffix"P"for Lead Type After Catalog No.

目录编号 Catalog No.	额定电流 Ampere Rating	额定电压 Voltage Rating	熔化热能 ¹ T Melting Integral (A ² .S)	认证 Approvals	
5E0100A/B	100mA	250/125V	0.005	●	●
5E0125A/B	125mA	250/125V	0.01	●	●
5E0160A/B	160mA	250/125V	0.02	●	●
5E0200A/B	200mA	250/125V	0.04	●	●
5E0250A/B	250mA	250/125V	0.06	●	●
5E0300A/B	300mA	250/125V	0.08	●	●
5E0315A/B	315mA	250/125V	0.10	●	●
5E0350A/B	350mA	250/125V	0.13	●	●
5E0400A/B	400mA	250/125V	0.19	●	●
5E0500A/B	500mA	250/125V	0.32	●	●
5E0630A/B	630mA	250/125V	0.54	●	●
5E0750A/B	750mA	250/125V	0.93	●	●
5E0800A/B	800mA	250/125V	1.16	●	●
5E1100A/B	1A	250/125V	2.5	●	●
5E1150A/B	1.5A	250/125V	6.2	●	●
5E1160A/B	1.6A	250/125V	11	●	●
5E1200A/B	2A	250/125V	20	●	●
5E1250A/B	2.5A	250/125V	39	●	●
5E1300A/B	3A	250/125V	64	●	●
5E1315A/B	3.15A	250/125V	69	●	●
5E1350A/B	3.5A	250/125V	70	●	●
5E1400A/B	4A	250/125V	83	●	●
5E1500A/B	5A	250/125V	90	●	●
5E1600A/B	6A	250/125V	102	●	●
5E1630A/B	6.3A	250/125V	126	●	●

5J Φ 5.2x20 RoHS Compliant



玻璃保险丝管(快断型)



Glass Tube Fuse (Fast-Acting) 250V



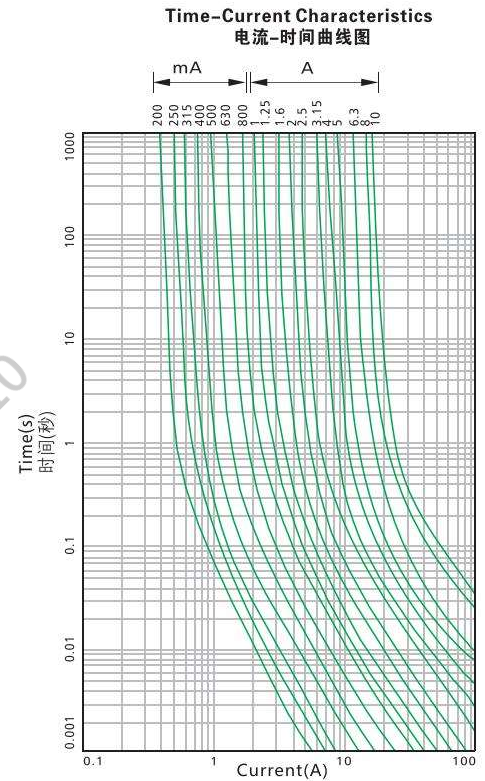
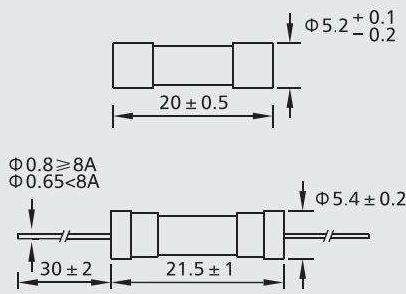
测试标准:
Testing Standard:
 IEC60127-1 IEC60127-2 GB/T9364.1
 GB/T9364.2 GB/T9364.7

额定分断能力:
Interrupting Rating:
 35A or 10In Whichever is greater

工作温度:
Operating Temperature:
 -55°C ~ +125°C

材料:
Materials:
 End cap: Nickel plated brass
 Glass tube: Glass
 Lead wire: Tinned copper wire
 Inner cap: Nickel plated brass

焊接方法:
Soldering Method:
 Wave soldering: 260°C, 10s max
 Manual soldering: 350°C, 5s max



电气特性: Electrical Characteristics

额定电流的% of Ampere Rating	熔断时间 Opening Time (200mA~6.3A)	熔断时间 Opening Time (8A~10A)	熔断时间 Opening Time (12A~15A)
210%	30 min Max(小于30分钟)	30 min Max(小于30分钟)	30 min Max(小于30分钟)
275%	50 ms~2 s	50 ms~2 s	50 ms~3 s
400%	10 ms~300 ms	10 ms~400 ms	10 ms~600 ms
1000%	20 ms Max(小于20毫秒)	40 ms Max(小于40毫秒)	80 ms Max(小于80毫秒)

安全认证: Safety Approvals:

认证 Approvals	额定电流 Ampere Rating	额定电压 Voltage Rating	证书号码 Certification No.
UL	100mA~15A	250V	E221465
VDE	200mA~10A	250V	40009306
CCC	200mA~6.3A	250V	2020970207000110
CQC	8A~10A	250V	CQC14012114153
PSE	1A~15A	250V	JET5359-31003-1007/1008
KTL	500mA~6.3A	250V	SU05026-7001A/7002A/7003A

目录编号: Catalog No.A:250V

带引线产品目录编号后加"P": Suffix "P" for Lead Type After Catalog No.

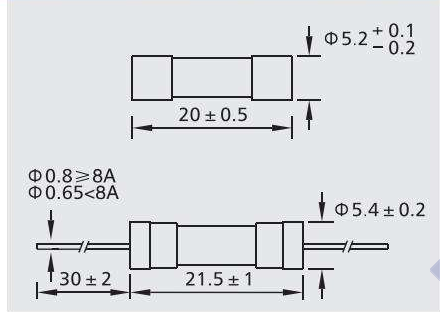
目录编号 Catalog No.	额定电流 Ampere Rating	额定电压 Voltage Rating	最大电压降(mv) Max Voltage Drop	熔化热能 ² T Melting Integral (A ² .S)	认证 Approvals					
					UL	VDE	CCC	CQC	PSE	K
5J0200A	200mA	250V	1700	0.04	●	●	●	●	●	●
5J0250A	250mA	250V	1400	0.06	●	●	●	●	●	●
5J0500A	500mA	250V	1000	0.35	●	●	●	●	●	●
5J0800A	800mA	250V	240	1.3	●	●	●	●	●	●
5J1100A	1A	250V	200	1.6	●	●	●	●	●	●
5J1160A	1.6A	250V	190	4.6	●	●	●	●	●	●
5J1200A	2A	250V	170	7.9	●	●	●	●	●	●
5J1250A	2.5A	250V	170	12	●	●	●	●	●	●
5J1315A	3.15A	250V	150	22	●	●	●	●	●	●
5J1400A	4A	250V	130	29	●	●	●	●	●	●
5J1500A	5A	250V	130	78	●	●	●	●	●	●
5J1630A	6.3A	250V	130	97	●	●	●	●	●	●
5J1800A	8A	250V	100	290	●	●	●	●	●	●
5J2100A	10A	250V	100	430	●	●	●	●	●	●
5J2120A	12A	250V	180	590	●	●	●	●	●	●
5J2150A	15A	250V	140	812	●	●	●	●	●	●



5K Φ 5.2x20 RoHS Compliant

玻璃保险丝管(延时型)

Glass Tube Fuse (Time-Lag) 250V



测试标准:
Testing Standard:
 IEC60127-1 IEC60127-2 GB/T9364.1
 GB/T9364.2 GB/T9364.7

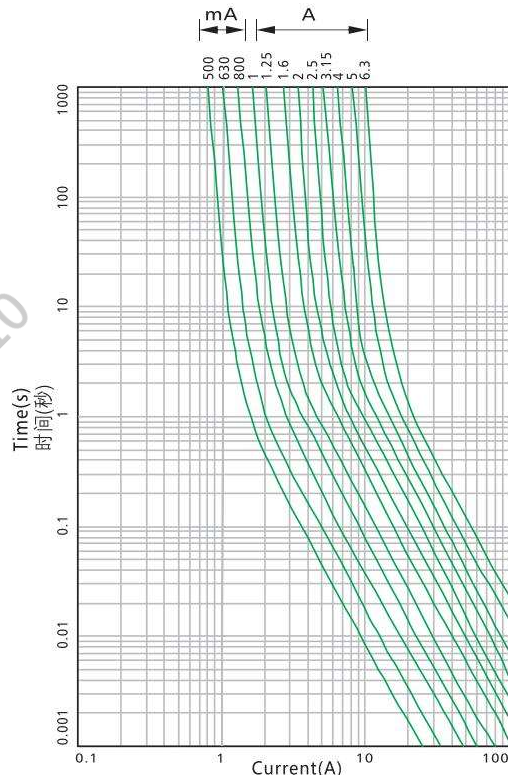
额定分断能力:
Interrupting Rating:
 35A or 10In Whichever is greater

工作温度:
Operating Temperature:
 -55°C ~ +125°C

材料:
Materials:
 End cap: Nickel plated brass
 Glass tube: Glass
 Lead wire: Tinned copper wire
 Inner cap: Nickel plated brass

焊接方法:
Soldering Method:
 Wave soldering: 260°C, 10s max
 Manual soldering: 350°C, 5s max

Time-Current Characteristics
电流-时间曲线图



电气特性: Electrical Characteristics

额定电流的% % of Ampere Rating	熔断时间 Opening Time (200mA~10A)	熔断时间 Opening Time (12.5A~16A)
210%	2 min Max(小于2分钟)	5 min Max(小于5分钟)
275%	600 ms~10 s	600 ms~15 s
400%	150 ms~3 s	150 ms~5 s
1000%	20 ms~300 ms	20 ms~400 ms

安全认证: Safety Approvals:

认证 Approvals	额定电流 Ampere Rating	额定电压 Voltage Rating	证书号码 Certification No.
UL	200mA~15A	250V	E221465
VDE	315mA~10A	250V	40010746
CCC	315mA~6.3A	250V	2020970207000111
CQC	8A~16A	250V	CQC06012018222
PSE	1A~15A	250V	JET5359-31003-1007/1008
KTL	315mA~6.3A	250V	SU05026-7004A/7005A/7006B

目录编号: Catalog No.A:250V

带引线产品目录编号后加"P":Suffix"P"for Lead Type After Catalog No.


目录编号 Catalog No.	额定电流 Ampere Rating	额定电压 Voltage Rating	最大电压降(mv) Max Voltage Drop	熔化热能I ² T Melting Integral (A ² .S)	认证 Approvals						
					UL	VDE	CCC	CQC	PSE	JET	
5K0250A	250mA	250V	1300	0.18	●						
5K0500A	500mA	250V	900	0.96	●						
5K0630A	630mA	250V	300	1.7	●						
5K0800A	800mA	250V	250	3.2	●						
5K1100A	1A	250V	150	3.8	●					●	●
5K1125A	1.25A	250V	150	4.3	●					●	●
5K1160A	1.6A	250V	150	5.0	●					●	●
5K1200A	2A	250V	150	12.8	●					●	●
5K1250A	2.5A	250V	100	20.7	●					●	●
5K1315A	3.15A	250V	100	45	●					●	●
5K1400A	4A	250V	100	61.4	●					●	●
5K1500A	5A	250V	100	135	●					●	●
5K1630A	6.3A	250V	100	205	●					●	●
5K1800A	8A	250V	100	320	●				●	●	
5K2100A	10A	250V	100	510	●	●			●	●	
5K2125A	12.5A	250V	180	800	●				●	●	
5K2160A	16A	250V	140	1105	●				●	●	

5M Φ 5.2x20 RoHS Compliant



陶瓷保险丝管(快断型)

Ceramic Tube Fuse (Fast-Acting) 250V



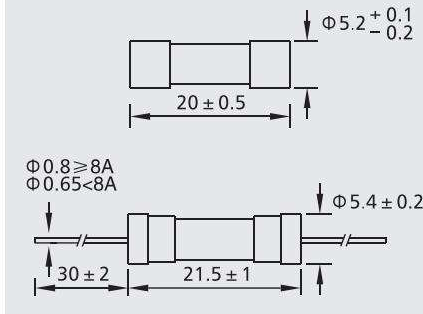
测试标准:
Testing Standard:
 IEC60127-1 IEC60127-2 GB/T9364.1 GB/T9364.2

额定分断能力:
Interrupting Rating:
 1500 Amperes at 250V AC

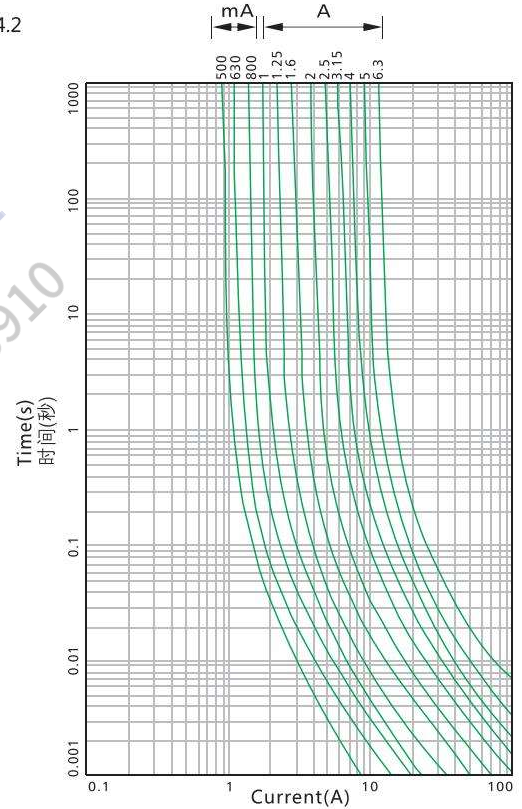
工作温度:
Operating Temperature:
 -55°C ~ +125°C

材料:
Materials:
 End cap: Nickel plated brass
 Ceramic tube: Ceramic
 Lead wire: Tinned copper wire
 Inner cap: Nickel plated brass

焊接方法:
Soldering Method:
 Wave soldering: 260°C, 10s max
 Manual soldering: 350°C, 5s. max



Time-Current Characteristics
 电流-时间曲线图



电气特性: Electrical Characteristics

额定电流的% % of Ampere Rating	熔断时间 Opening Time (500mA~3.15A)	熔断时间 Opening Time (4A~6.3A)
210%	30 min Max(小于30分钟)	30 min Max(小于30分钟)
275%	10 ms~2 s	10 ms~3 s
400%	3 ms~300 ms	3 ms~300 ms
1000%	20 ms Max(小于20毫秒)	20 ms Max(小于20毫秒)

安全认证: Safety Approvals:

认证 Approvals	额定电流 Ampere Rating	额定电压 Voltage Rating	证书号码 Certification No.
UL	200mA~15A	250V	E221465
VDE	500mA~10A	250V	40010746
CCC	500mA~6.3A	250V	2020970207000111
KTL	315mA~6.3A	250V	SU05026-15001/15002/15003

目录编号: Catalog No.A:250V

带引线产品目录编号后加"P": Suffix "P" for Lead Type After Catalog No.

目录编号 Catalog No.	额定电流 Ampere Rating	额定电压 Voltage Rating	最大电压降(mv) Max Voltage Drop	熔化热积分 ² T Melting Integral (A ² .S)	认证 Approvals			
								
5M0500A	500mA	250V	1800	0.2	●	●	●	●
5M0630A	630mA	250V	1500	0.3	●	●	●	●
5M0800A	800mA	250V	1200	0.4	●	●	●	●
5M1100A	1A	250V	1000	0.6	●	●	●	●
5M1125A	1.25A	250V	800	0.8	●	●	●	●
5M1160A	1.6A	250V	600	1.2	●	●	●	●
5M1200A	2A	250V	500	3.4	●	●	●	●
5M1250A	2.5A	250V	400	7.2	●	●	●	●
5M1315A	3.15A	250V	350	9.2	●	●	●	●
5M1400A	4A	250V	300	14	●	●	●	●
5M1500A	5A	250V	250	25	●	●	●	●
5M1630A	6.3A	250V	200	64	●	●	●	●




5N Φ 5.2x20 RoHS Compliant

陶瓷保险丝管(延时型)



Ceramic Tube Fuse (Time-Lag) 250V



测试标准:

Testing Standard:

IEC60127-1 IEC60127-2 GB/T9364.1 GB/T9364.2

额定分断能力:

Interrupting Rating:

1500 Amperes at 250V AC

工作温度:

Operating Temperature:

-55°C ~ +125°C

材料:

Materials:

End cap: Nickel plated brass

Ceramic tube: Ceramic

Lead wire: Tinned copper wire

Inner cap: Nickel plated brass

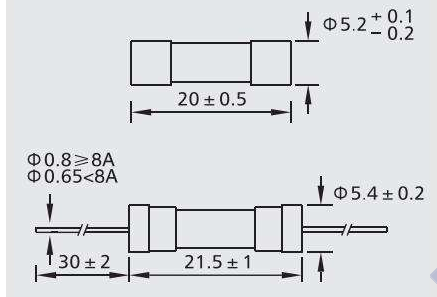
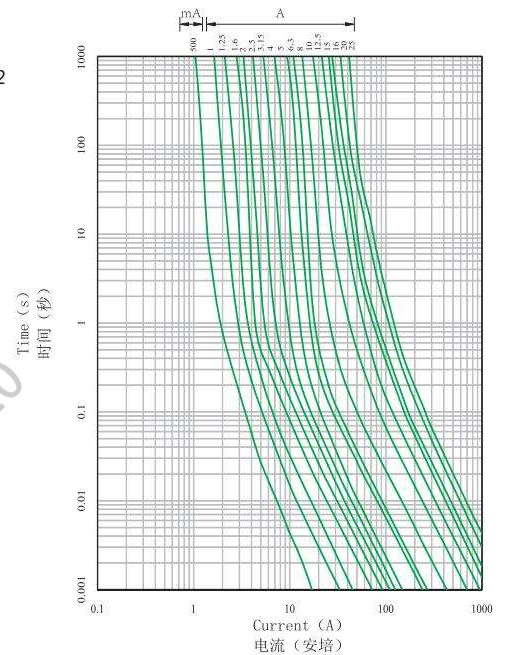
焊接方法:

Soldering Method:

Wave soldering: 260°C, 10s max

Manual soldering: 350°C, 5s max

Time-Current Characteristics
时间-电流曲线



电气特性: Electrical Characteristics

额定电流的% % of Ampere Rating	熔断时间 Opening Time (100mA~800mA)	熔断时间 Opening Time (1A~3.15A)	熔断时间 Opening Time (4A~10A)	熔断时间 Opening Time (12A~30A)
210%	30 min Max (小于30分钟)	30 min Max (小于30分钟)	30 min Max (小于30分钟)	30 min Max(小于30分钟)
275%	250 ms~80 s	750ms~80s	750 ms~80 s	750 ms~80 s
400%	50 ms~5 s	95ms~5s	150 ms~5 s	150 ms~5 s
1000%	5ms~150 ms	10ms~150ms	20 ms~150 ms	20 ms~200ms

安全认证: Safety Approvals:

认证 Approvals	额定电流 Ampere Rating	额定电压 Voltage Rating	证书号码 Certification No.
UL	100mA~30A	250V	E221465
VDE	1A~6.3A	250V	40019482
CCC	1A~10A	250V	2020970207000112
KTL	315mA~6.3A	250V	SU05026-14001/14002
PSE	6.3A~15A	250V	JET5359-31003-2003
TUV	8A~30A	250V	R50568747

目录编号: Catalog No.A:250V

带引线产品目录编号后加"P":Suffix"P"for Lead Type After Catalog No.

目录编号 Catalog No.	额定电流 Ampere Rating	额定电压 Voltage Rating	最大电压降(mv) Max Voltage Drop	熔化热能 ² T Melting Integral (A ² .S)	认证 Approvals					
					UL	VDE	CCC	JET	KTL	CCC
5N0500A	500mA	250V	850	0.6	●					
5N1100A	1A	250V	350	1.2	●	●		●	●	●
5N1125A	1.25A	250V	300	2.5	●	●		●	●	●
5N1160A	1.6A	250V	200	3.6	●	●		●	●	●
5N1200A	2A	250V	190	7.6	●	●		●	●	●
5N1250A	2.5A	250V	180	13	●	●		●	●	●
5N1315A	3.15A	250V	140	25	●	●		●	●	●
5N1400A	4A	250V	100	40	●	●		●	●	●
5N1500A	5A	250V	100	67	●	●		●	●	●
5N1630A	6.3A	250V	100	110	●	●		●	●	●
5N1800A	8A	250V	100	210	●		●	●	●	●
5N2100A	10A	250V	100	390	●		●	●	●	●
5N2120A	12A	250V	180	580	●		○	●		
5N2125A	12.5A	250V	180	1155	●		○	●		
5N2150A	15A	250V	140	1690	●		○	●		
5N2160A	16A	250V	140	2313	●		○			
5N2200A	20A	250V	100	3380	●		○			
5N2250A	25A	250V	100	4500	●		○			
5N2300A	30A	250V	100	5600	●		○			

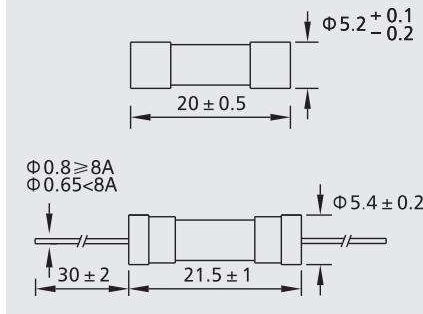

5P $\Phi 5.2 \times 20$ RoHS Compliant



玻璃保险丝管(快断型)



Glass Tube Fuse (Fast-Acting) 250V/125V



测试标准:
Testing Standard:
METI Ordinance Article 1

额定分断能力:
Interrupting Rating:
500 Amperes at 125V AC
100 Amperes at 250V AC

工作温度:
Operating Temperature:
-55°C ~ +125°C

材料:
Materials:
End cap: nickel plated brass
Glass tube: glass
Lead wire: tinned copper wire
Inner cap: nickel plated brass

焊接方法:
Soldering Method:
Wave soldering: 260°C, 10s max
Manual soldering: 350°C, 5s max

电气特性: Electrical Characteristics

额定电流的% % of Ampere Rating	熔断时间 Opening Time
130%	1 hours Min(大于1小时)
160%	1 hour Max(小于1小时)
200%	120 s Max(小于120秒)

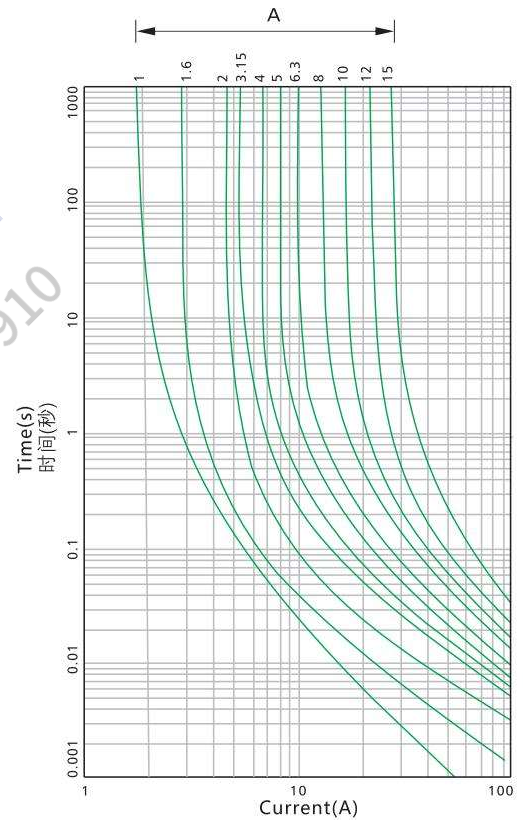
安全认证: Safety Approvals:

认证 Approvals	额定电流 Ampere Rating	额定电压 Voltage Rating	证书号码 Certification No.
PSE	1A~15A	250V/125V	JET5359-31003-1005/1006/1007/1008

目录编号: Catalog No. A:250V B:125V 带引线产品目录编号后加"P": Suffix "P" for Lead Type After Catalog No.

目录编号 Catalog No.	额定电流 Ampere Rating	额定电压 Voltage Rating	熔化热能 ² Melting Integral (A ² .S)	认证 Approvals
				● 表示已获认证 ● 表示认证中
5P1100A/B	1A	250/125V	1.2	●
5P1125A/B	1.25A	250/125V	2.1	●
5P1150A/B	1.5A	250/125V	3.3	●
5P1160A/B	1.6A	250/125V	7.2	●
5P1200A/B	2A	250/125V	14	●
5P1250A/B	2.5A	250/125V	23	●
5P1300A/B	3A	250/125V	35	●
5P1315A/B	3.15A	250/125V	39	●
5P1350A/B	3.5A	250/125V	45	●
5P1400A/B	4A	250/125V	53	●
5P1500A/B	5A	250/125V	68	●
5P1600A/B	6A	250/125V	97	●
5P1630A/B	6.3A	250/125V	134	●
5P1800A/B	8A	250/125V	206	●
5P2100A/B	10A	250/125V	305	●
5P2120A/B	12A	250/125V	365	●
5P2150A/B	15A	250/125V	598	●

Time-Current Characteristics
电流-时间曲线图






5Q $\Phi 5.2 \times 20$ RoHS Compliant

玻璃保险丝管(延时型)



Glass Tube Fuse (Time-Lag) 250V/125V



测试标准:
Testing Standard:
 METI Ordinance Article 1

额定分断能力:
Interrupting Rating:
 500 Amperes at 125V AC
 100 Amperes at 250V AC

工作温度:
Operating Temperature:
 $-55^{\circ}\text{C} \sim +125^{\circ}\text{C}$

材料:
Materials:
 End cap: nickel plated brass
 Glass tube: glass
 Lead wire: tinned copper wire
 Inner cap: nickel plated brass

焊接方法:
Soldering Method:
 Wave soldering: 260°C , 10s max
 Manual soldering: 350°C , 5s max

电气特性: Electrical Characteristics

额定电流的% % of Ampere Rating	熔断时间 Opening Time
130%	1 hours Min(大于1小时)
160%	1 hour Max(小于1小时)
200%	120 s Max (小于120秒)
1000%	10 ms Min(大于10毫秒)

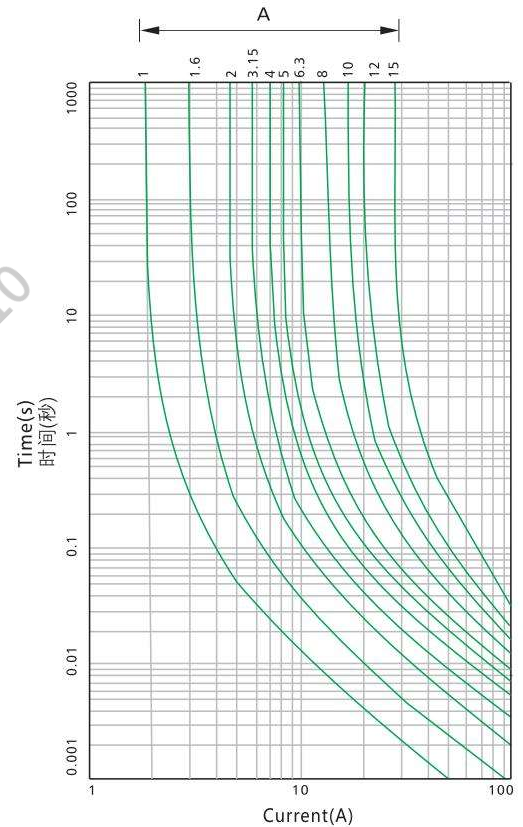
安全认证: Safety Approvals:

认证 Approvals	额定电流 Ampere Rating	额定电压 Voltage Rating	证书号码 Certification No.
PSE	1A~15A	250V/125V	JET5359-31003-1005/1006/1007/1008

目录编号: Catalog No. A:250V B:125V 带引线产品目录编号后加"P": Suffix "P" for Lead Type After Catalog No.

目录编号 Catalog No.	额定电流 Ampere Rating	额定电压 Voltage Rating	熔化热能 ² Melting Integral (A ² .S)	认证 Approvals
				● 表示已获认证 ● 表示认证中
5Q1100A/B	1A	250/125V	1.1	●
5Q1125A/B	1.25A	250/125V	1.9	●
5Q1150A/B	1.5A	250/125V	3.0	●
5Q1160A/B	1.6A	250/125V	3.5	●
5Q1200A/B	2A	250/125V	6.2	●
5Q1250A/B	2.5A	250/125V	11	●
5Q1300A/B	3A	250/125V	20	●
5Q1315A/B	3.15A	250/125V	28	●
5Q1350A/B	3.5A	250/125V	30	●
5Q1400A/B	4A	250/125V	42	●
5Q1500A/B	5A	250/125V	64	●
5Q1600A/B	6A	250/125V	98	●
5Q1630A/B	6.3A	250/125V	204	●
5Q1800A/B	8A	250/125V	456	●
5Q2100A/B	10A	250/125V	583	●
5Q2120A/B	12A	250/125V	659	●
5Q2150A/B	15A	250/125V	968	●


Time-Current Characteristics
 电流-时间曲线图



6B Φ 6.30x25 RoHS Compliant



英规插头保险丝管 British Plug Top Fuse 240V



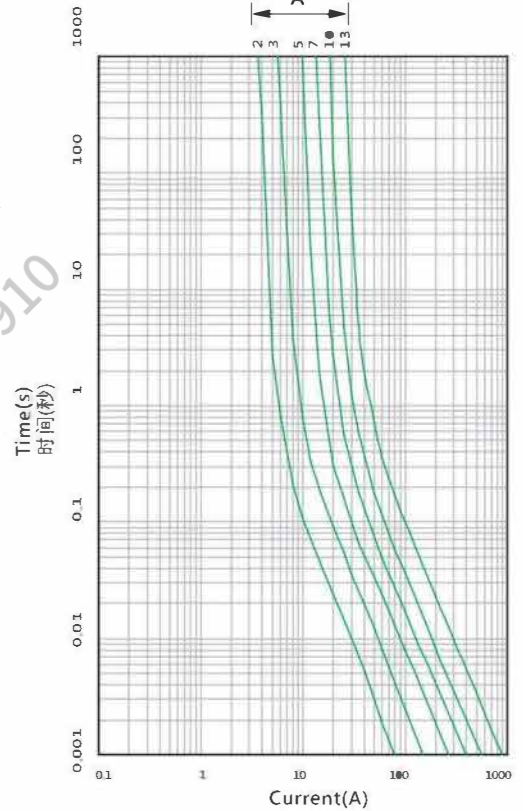
测试标准:
Testing Standard:
BS1362 IEC269-3A GB/T13539.3

额定分断能力:
Interrupting Rating:
6000 Amperes at 264 AC

工作温度:
Operating Temperature:
-55°C ~ +125°C

材料:
Materials:
End cap: Nickel plated copper
Ceramic tube: Ceramic
Brass eye: Tin plated brass

Time-Current Characteristics
电流-时间曲线图





电气特性: Electrical Characteristics

额定电流的% % of Ampere Rating	熔断时间 Opening Time
100%	1000 hours Min(大于1000小时)
160%	30 min Min(大于30分钟)
190%	30 min Max(小于30分钟)

安全认证: Safety Approvals:

认证 Approvals	额定电流 Ampere Rating	额定电压 Voltage Rating	证书号码 Certification No.
ASTA	2A~13A	240V	1206
CCC	2A~13A	240V	2020970308000224

目录编号: Catalog No.S:240V

目录编号 Catalog No.	额定电流 Ampere Rating	额定电压 Voltage Rating	最大功耗 Max Power Dissipation	熔化热能 ² Melting Integral (A ² .S)	认证 Approvals	
						
6B1200S	2A	240V	1Watt	9.0	●	●
6B1300S	3A	240V	1Watt	29.9	●	●
6B1500S	5A	240V	1Watt	78.7	●	●
6B1700S	7A	240V	1Watt	160	●	●
6B2100S	10A	240V	1Watt	328	●	●
6B2130S	13A	240V	1Watt	765	●	●

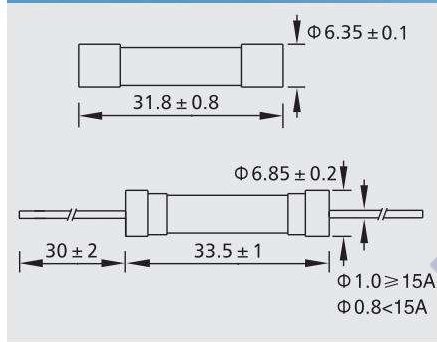
● 表示已获认证
● 表示认证中



6D Φ 6.35x32 RoHS Compliant

玻璃保险丝管(快断型)

Glass Tube Fuse (Fast-Acting) 250V/125V



测试标准:

Testing Standard:
UL248-1 UL248-14

额定分断能力:

Interrupting Rating:

10000 Amperes at 125V AC
35 Amperes at 250V AC(100mA~1A)
100 Amperes at 250V AV(1.25A~3.5A)
200 Amperes at 250V AC(4A~10A)

工作温度:

Operating Temperature:

-55°C ~ +125°C

材料:

Materials:

End cap:nickel plated brass
Glass tube:glass
Lead wire:tinned copper wire
Inner cap:nickel plated brass

焊接方法:

Soldering Method:

Wave soldering: 260°C, 10s max
Manual soldering: 350°C, 5s max

电气特性: Electrical Characteristics

额定电流的% % of Ampere Rating	熔断时间 Opening Time
100%	4 hours Min(大于4小时)
135%	1 hour Max(小于1小时)
200%	5 s Max(小于5秒)

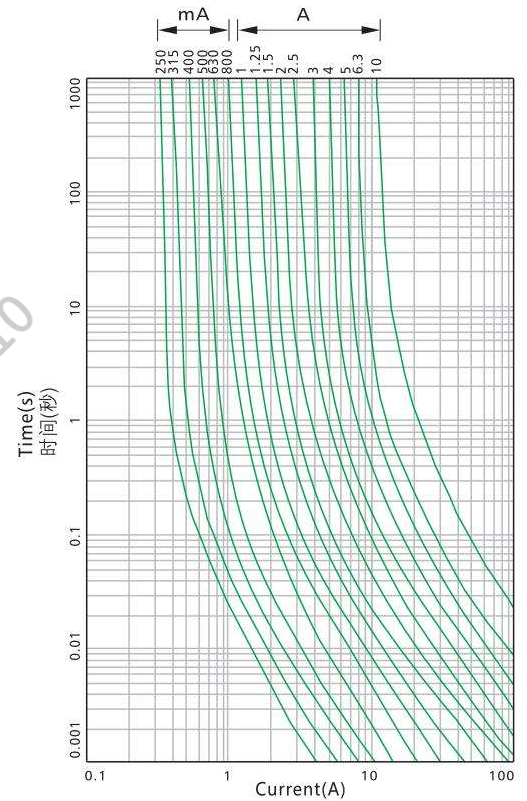
安全认证: Safety Approvals:

认证 Approvals	额定电流 Ampere Rating	额定电压 Voltage Rating	证书号码 Certification No.
UL	100mA~10A	250V/125V	E221465

目录编号: Catalog No.A:250V B:125V 带引线产品目录编号后加"P":Suffix"P"for Lead Type After Catalog No.

目录编号 Catalog No.	额定电流 Ampere Rating	额定电压 Voltage Rating	熔化热能 ² T Melting Integral (A ² .S)	认证 Approvals		
						
6D0100A/B	100mA	250/125V	0.003	●	●	
6D0160A/B	160mA	250/125V	0.008	●	●	
6D0200A/B	200mA	250/125V	0.020	●	●	
6D0250A/B	250mA	250/125V	0.026	●	●	
6D0300A/B	300mA	250/125V	0.047	●	●	
6D0315A/B	315mA	250/125V	0.055	●	●	
6D0350A/B	350mA	250/125V	0.072	●	●	
6D0400A/B	400mA	250/125V	0.10	●	●	
6D0500A/B	500mA	250/125V	0.16	●	●	
6D0630A/B	630mA	250/125V	0.28	●	●	
6D0750A/B	750mA	250/125V	0.49	●	●	
6D0800A/B	800mA	250/125V	0.6	●	●	
6D1100A/B	1A	250/125V	0.8	●	●	●
6D1125A/B	1.25A	250/125V	1.6	●	●	
6D1150A/B	1.5A	250/125V	2.5	●	●	
6D1160A/B	1.6A	250/125V	3.2	●	●	
6D1200A/B	2A	250/125V	5.6	●	●	●
6D1250A/B	2.5A	250/125V	7.6	●	●	
6D1300A/B	3A	250/125V	14	●	●	●
6D1315A/B	3.15A	250/125V	19	●	●	
6D1350A/B	3.5A	250/125V	20	●	●	
6D1400A/B	4A	250/125V	25	●	●	●
6D1500A/B	5A	250/125V	42	●	●	●
6D1600A/B	6A	250/125V	80	●	●	
6D1630A/B	6.3A	250/125V	96	●	●	
6D1800A/B	8A	250/125V	200	●	●	
6D2100A/B	10A	250/125V	320	●	●	●

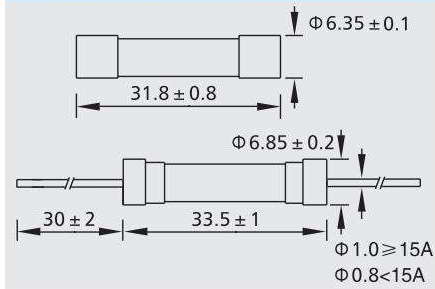
Time-Current Characteristics
电流-时间曲线图



6E Φ 6.35x32 RoHS Compliant



玻璃保险丝管(延时型) Glass Tube Fuse (Time-Lag) 250V/125V



测试标准:
Testing Standard:
UL248-1 UL248-14

额定分断能力:
Interrupting Rating:
10000 Amperes at 125V AC(100mA~10A)
35 Amperes at 250V AC(100mA~1A)
100 Amperes at 250V AC(1.25A~3.5A)
200 Amperes at 250V AC(4A~10A)
150 Amperes at 125V/250V AC(12A~30A)

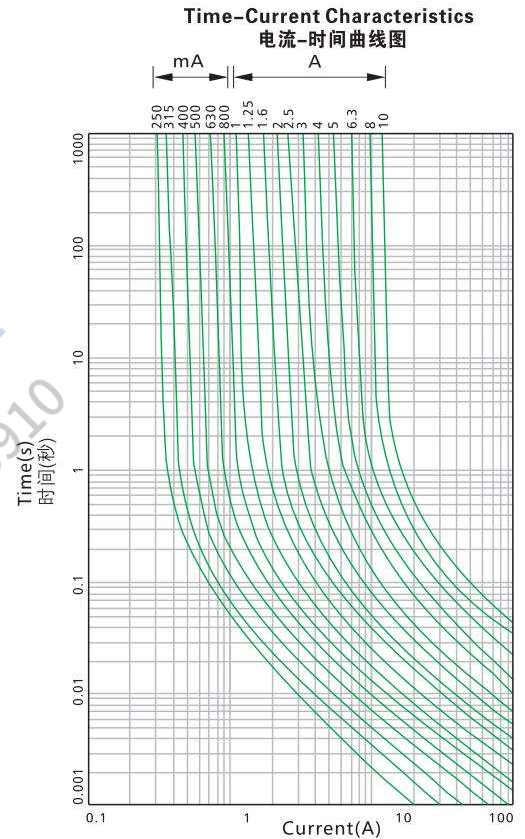
工作温度:
Operating Temperature:
-55°C ~ +125°C

材料:
Materials:
End cap:nickel plated brass
Glass tube:glass
Lead wire:tinned copper wire
Inner cap:nickel plated brass

焊接方法:
Soldering Method:
Wave soldering: 260°C, 10s max
Manual soldering: 350°C, 5s max

电气特性: Electrical Characteristics

额定电流的% % of Ampere Rating	熔断时间 Opening Time
100%	4 hours Min(大于4小时)
135%	1 hour Max(小于1小时)
200%	120 s Max(小于120秒)
1000%	10 ms Min(大于10毫秒)



安全认证: Safety Approvals:

认证 Approvals	额定电流 Ampere Rating	额定电压 Voltage Rating	证书号码 Certification No.
UL	100mA~30A	250V/125V	E221465

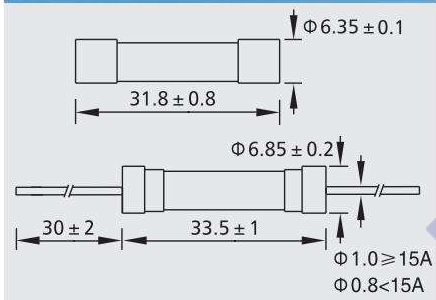
目录编号: Catalog No.A:250V B:125V 带引线产品目录编号后加"P":Suffix"P"for Lead Type After Catalog No.

目录编号 Catalog No.	额定电流 Ampere Rating	额定电压 Voltage Rating	熔化热能 ² Melting Integral (A ² .S)	认证 Approvals		
6E0100A/B	100mA	250/125V	0.028	●	●	
6E0160A/B	160mA	250/125V	0.075	●	●	
6E0200A/B	200mA	250/125V	0.12	●	●	
6E0250A/B	250mA	250/125V	0.15	●	●	
6E0315A/B	315mA	250/125V	0.22	●	●	
6E0400A/B	400mA	250/125V	0.28	●	●	
6E0500A/B	500mA	250/125V	0.52	●	●	
6E0630A/B	630mA	250/125V	0.87	●	●	
6E0800A/B	800mA	250/125V	1.4	●	●	
6E1100A/B	1A	250/125V	3.5	●	●	
6E1125A/B	1.25A	250/125V	7.6	●	●	
6E1150A/B	1.5A	250/125V	9.1	●	●	
6E1160A/B	1.6A	250/125V	13	●	●	
6E1200A/B	2A	250/125V	20	●	●	
6E1250A/B	2.5A	250/125V	39	●	●	
6E1300A/B	3A	250/125V	61	●	●	
6E1315A/B	3.15A	250/125V	56	●	●	
6E1350A/B	3.5A	250/125V	70	●	●	
6E1400A/B	4A	250/125V	104	●	●	
6E1500A/B	5A	250/125V	148	●	●	
6E1600A/B	6A	250/125V	173	●	●	
6E1630A/B	6.3A	250/125V	192	●	●	
6E1800A/B	8A	250/125V	380	●	●	
6E2100A/B	10A	250/125V	580	●	●	
6E2120A/B	12A	250/125V	750			●
6E2150A/B	15A	250/125V	910			●
6E2200A/B	20A	250/125V	1250			●
6E2250A/B	25A	250/125V	1510			●
6E2300A/B	30A	250/125V	1900			●



6K $\Phi 6.35 \times 32$ RoHS Compliant

玻璃保险丝管(延时型) Glass Tube Fuse (Time-Lag) 250V



测试标准:
Testing Standard:
GB/T9364.1 GB/T9364.7

额定分断能力:
Interrupting Rating:
35A or 10In Whichever is greater

工作温度:
Operating Temperature:
-55°C ~ +125°C

材料:
Materials:
End cap: nickel plated brass
Glass tube: glass
Lead wire: tinned copper wire
Inner cap: nickel plated brass

焊接方法:
Soldering Method:
Wave soldering: 260°C, 10s max
Manual soldering: 350°C, 5s max

电气特性: Electrical Characteristics

额定电流的% % of Ampere Rating	熔断时间 Opening Time (8A~10A)	熔断时间 Opening Time (12.5A~16A)
210%	2 min Max (小于2分钟)	5 min Max (小于5分钟)
275%	600 ms ~ 10 s	600 ms ~ 15 s
400%	150 ms ~ 3 s	150 ms ~ 5 s
1000%	20 ms ~ 300 ms	20 ms ~ 400 ms

安全认证: Safety Approvals:

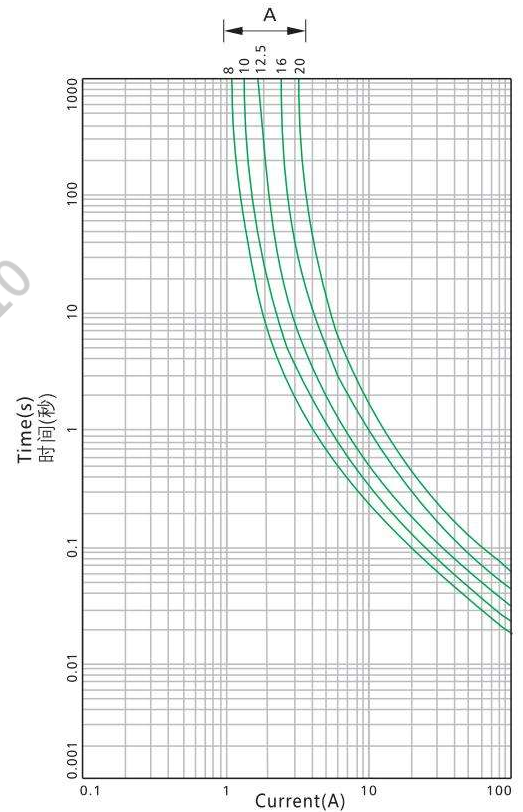
认证 Approvals	额定电流 Ampere Rating	额定电压 Voltage Rating	证书号码 Certification No.
CQC	8A~16A	250V	CQC06012018221

目录编号: Catalog No.A:250V

带引线产品目录编号后加"P": Suffix "P" for Lead Type After Catalog No.

目录编号 Catalog No.	额定电流 Ampere Rating	额定电压 Voltage Rating	最大电压降(mv) Max Voltage Drop	熔化热能 ² T Melting Integral (A ² .S)	认证 Approvals 
6K1800A	8A	250V	100	550	● 表示已获认证
6K2100A	10A	250V	100	853	● 表示认证中
6K2125A	12.5A	250V	100	1456	●
6K2160A	16A	250V	100	2854	●
6K2200A	20A	250V	80	3734	●

Time-Current Characteristics
电流-时间曲线图





6N Φ 6.35x32 RoHS Compliant

陶瓷保险丝管(延时型) Ceramic Tube Fuse (Time-Lag) 250V/125V



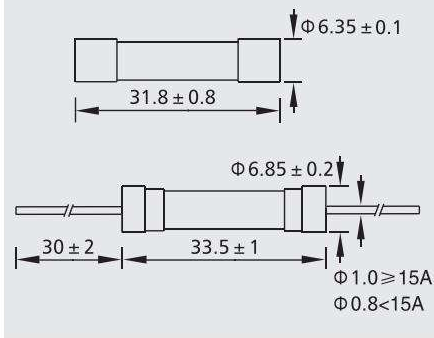
测试标准:
Testing Standard:
UL248-1 UL248-14

额定分断能力:
Interrupting Rating:
10000 Amperes at 125V AC
35 Amperes at 250V AC(500mA~1A)
100 Amperes at 250V AV(1.25A~3.5A)
200 Amperes at 250V AC(4A~10A)
750 Amperes at 250V AC(12A~30A)

工作温度:
Operating Temperature:
-55°C ~ +125°C

材料:
Materials:
End cap: Nickel plated brass
Ceramic tube: Ceramic
Lead wire: Tinned copper wire
Inner cap: Nickel plated brass

焊接方法:
Soldering Method:
Wave soldering: 260°C, 10s max
Manual soldering: 350°C, 5s max



电气特性: Electrical Characteristics

额定电流的% % of Ampere Rating	熔断时间 Opening Time
100%	4 hours Min(大于4小时)
135%	1 hour Max(小于1小时)
200%	120 s Max(小于120秒)
1000%	10 ms Min(大于10毫秒)

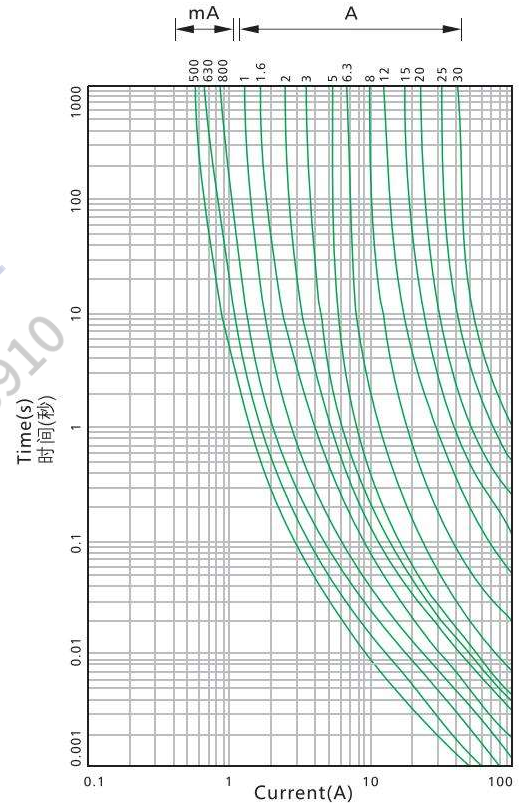
安全认证: Safety Approvals:

认证 Approvals	额定电流 Ampere Rating	额定电压 Voltage Rating	证书号码 Certification No.
UL	500mA~30A	250V/125V	E221465

目录编号: Catalog No.A:250V B:125V 带引线产品目录编号后加"P":Suffix"P"for Lead Type After Catalog No.

目录编号 Catalog No.	额定电流 Ampere Rating	额定电压 Voltage Rating	熔化热能 ² T Melting Integral (A ² .S)	认证 Approvals		
						
6N0500A/B	500mA	250/125V	2.8	●	●	
6N0630A/B	630mA	250/125V	3.0	●	●	
6N0750A/B	750mA	250/125V	3.2	●	●	
6N0800A/B	800mA	250/125V	3.8	●	●	
6N1100A/B	1A	250/125V	4.1	●	●	
6N1125A/B	1.25A	250/125V	6.4	●	●	
6N1150A/B	1.5A	250/125V	9.2	●	●	
6N1160A/B	1.6A	250/125V	10	●	●	
6N1200A/B	2A	250/125V	16	●	●	
6N1250A/B	2.5A	250/125V	20	●	●	
6N1300A/B	3A	250/125V	24	●	●	
6N1315A/B	3.15A	250/125V	26	●	●	
6N1350A/B	3.5A	250/125V	32	●	●	
6N1400A/B	4A	250/125V	36	●	●	
6N1500A/B	5A	250/125V	55	●	●	
6N1600A/B	6A	250/125V	85	●	●	
6N1630A/B	6.3A	250/125V	93	●	●	
6N1800A/B	8A	250/125V	168	●	●	
6N2100A/B	10A	250/125V	262	●	●	
6N2120A/B	12A	250/125V	377			●
6N2150A/B	15A	250/125V	590			●
6N2200A/B	20A	250/125V	1058			●
6N2250A/B	25A	250/125V	1674			●
6N2300A/B	30A	250/125V	2362			●

Time-Current Characteristics
电流-时间曲线图



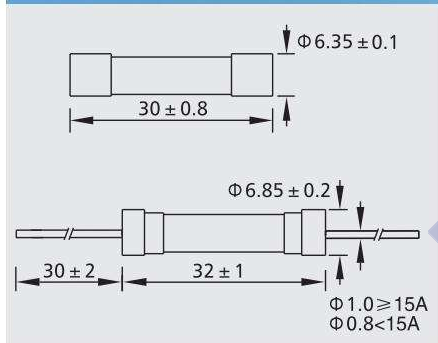


6P $\Phi 6.35 \times 30$ RoHS Compliant

玻璃保险丝管(快断型)



Glass Tube Fuse (Fast-Acting) 250V/125V



测试标准:
Testing Standard:
METI Ordinance Article 1

额定分断能力:
Interrupting Rating:
500 Amperes at 125V AC
100 Amperes at 250V AC

工作温度:
Operating Temperature:
 $-55^{\circ}\text{C} \sim +125^{\circ}\text{C}$

材料:
Materials:
End cap: nickel plated brass
Glass tube: glass
Lead wire: tinned copper wire
Inner cap: nickel plated brass

焊接方法:
Soldering Method:
Wave soldering: 260°C , 10s max
Manual soldering: 350°C , 5s max

电气特性: Electrical Characteristics

额定电流的% % of Ampere Rating	熔断时间 Opening Time
130%	1 hours Min(大于1小时)
160%	1 hour Max(小于1小时)
200%	120 s Max (小于120秒)

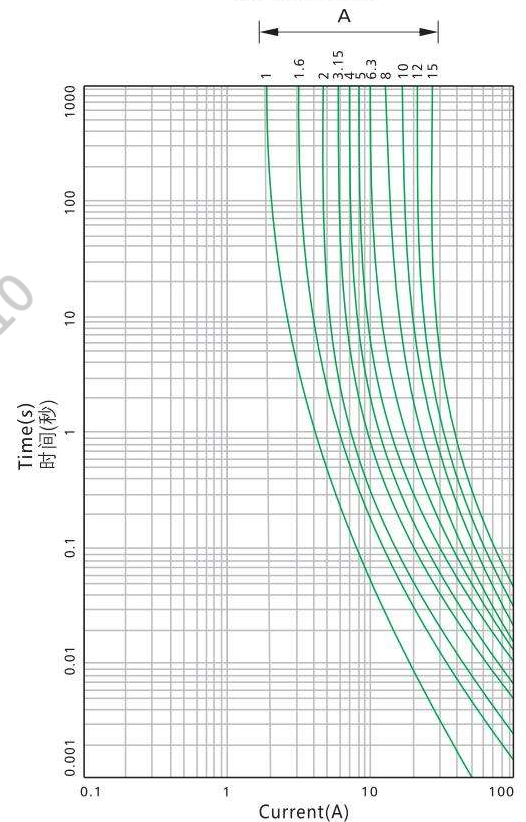
安全认证: Safety Approvals:

认证 Approvals	额定电流 Ampere Rating	额定电压 Voltage Rating	证书号码 Certification No.
PSE	1A~15A	250V/125V	JET5359-31003-1005/1006/1007/1008

目录编号: Catalog No.A:250V B:125V 带引线产品目录编号后加"P":Suffix"P"for Lead Type After Catalog No.

目录编号 Catalog No.	额定电流 Ampere Rating	额定电压 Voltage Rating	熔化热能 ² T Melting Integral (A ² .S)	认证 Approvals
				● 表示已获认证 ● 表示认证中
6P1100A/B	1A	250/125V	2.8	●
6P1125A/B	1.25A	250/125V	3.0	●
6P1150A/B	1.5A	250/125V	6.2	●
6P1160A/B	1.6A	250/125V	7.8	●
6P1200A/B	2A	250/125V	16	●
6P1250A/B	2.5A	250/125V	22	●
6P1300A/B	3A	250/125V	30	●
6P1315A/B	3.15A	250/125V	39	●
6P1400A/B	4A	250/125V	62	●
6P1500A/B	5A	250/125V	82	●
6P1600A/B	6A	250/125V	125	●
6P1800A/B	8A	250/125V	648	●
6P2100A/B	10A	250/125V	792	●
6P2120A/B	12A	250/125V	963	●
6P2150A/B	15A	250/125V	1319	●

Time-Current Characteristics
电流-时间曲线图



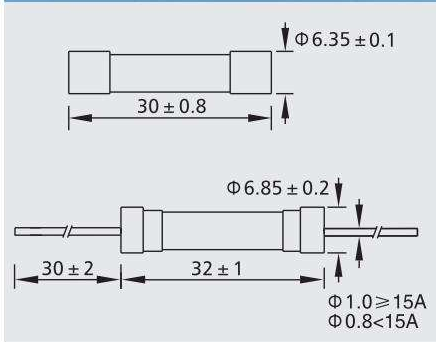
6Q Φ 6.35x30 RoHS Compliant



玻璃保险丝管(延时型)



Glass Tube Fuse (Time-Lag) 250V/125V



测试标准:
Testing Standard:
 METI Ordinance Article 1

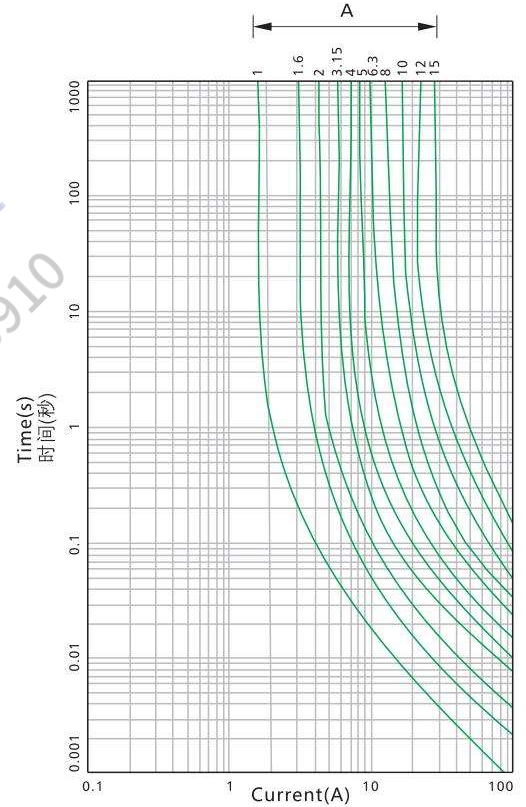
额定分断能力:
Interrupting Rating:
 500 Amperes at 125V AC
 100 Amperes at 250V AC

工作温度:
Operating Temperature:
 -55°C ~ +125°C

材料:
Materials:
 End cap: nickel plated brass
 Glass tube: glass
 Lead wire: tinned copper wire
 Inner cap: nickel plated brass

焊接方法:
Soldering Method:
 Wave soldering: 260°C, 10s max
 Manual soldering: 350°C, 5s max

Time-Current Characteristics
 电流-时间曲线图



电气特性: Electrical Characteristics

额定电流的% % of Ampere Rating	熔断时间 Opening Time
130%	1 hours Min(大于1小时)
160%	1 hour Max(小于1小时)
200%	120 s Max (小于120秒)
1000%	10 ms Min(大于10毫秒)

安全认证: Safety Approvals:

认证 Approvals	额定电流 Ampere Rating	额定电压 Voltage Rating	证书号码 Certification No.
PSE	1A~15A	250V/125V	JET5359-31003-1005/1006/1007/1008

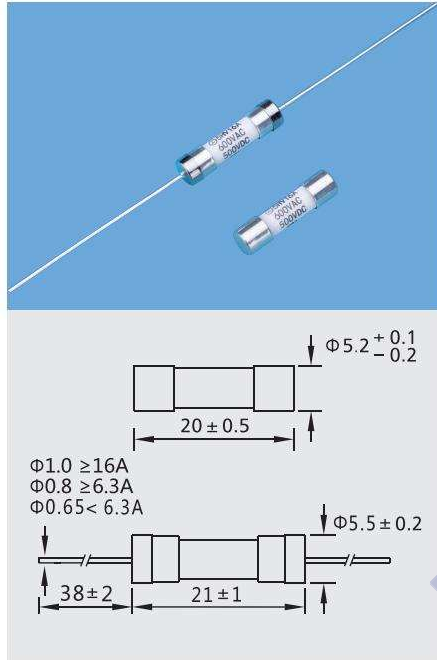
目录编号: Catalog No.A:250V B:125V 带引线产品目录编号后加"P":Suffix"P"for Lead Type After Catalog No.

目录编号 Catalog No.	额定电流 Ampere Rating	额定电压 Voltage Rating	熔化热能 ² T Melting Integral (A ² .S)	认证 Approvals
				● 表示已获认证 ● 表示认证中
6Q1100A/B	1A	250/125V	2.5	●
6Q1125A/B	1.25A	250/125V	5.6	●
6Q1150A/B	1.5A	250/125V	14	●
6Q1160A/B	1.6A	250/125V	18	●
6Q1200A/B	2A	250/125V	20	●
6Q1250A/B	2.5A	250/125V	31	●
6Q1300A/B	3A	250/125V	39	●
6Q1315A/B	3.15A	250/125V	78	●
6Q1400A/B	4A	250/125V	112	●
6Q1500A/B	5A	250/125V	139	●
6Q1600A/B	6A	250/125V	183	●
6Q1630A/B	6.3A	250/125V	204	●
6Q1800A/B	8A	250/125V	758	●
6Q2100A/B	10A	250/125V	830	●
6Q2120A/B	12A	250/125V	1005	●
6Q2150A/B	15A	250/125V	1480	●

5HV $\Phi 5.2 \times 20$ RoHS Compliant



陶瓷保险丝管(快断型) Ceramic Tube Fuse (Fast-Acting) 600V/500V/400V



测试标准:
Testing Standard:
UL248-1 UL248-14

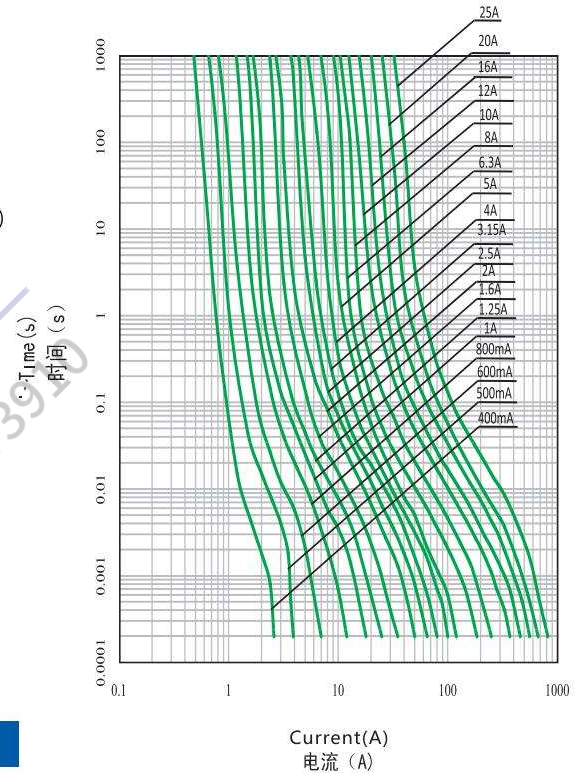
额定分断能力:
Interrupting Rating:
200 Amperes at 600V AC(100mA~25A)
300 Amperes at 500V DC(100mA~25A)
2000 Amperes at 400V DC(100mA~15A)

工作温度:
Operating Temperature:
-55°C ~ +125°C

材料:
Materials:
End cap: Nickel plated brass
Ceramic tube: Ceramic
Lead wire: Tinned copper wire
Inner cap: Silver plating

焊接方法:
Soldering Method:
Wave soldering: 260°C, 10s max
Manual soldering: 350°C, 5s max

Time-Current Characteristics
电流-时间曲线图



电气特性: Electrical Characteristics

额定电流的% % of Ampere Rating	熔断时间 Opening Time
100%	4 Hours Min(大于4小时)
200%	120 s Max小于(120秒)

安全认证: Safety Approvals:

认证 Approvals	额定电流 Ampere Rating	额定电压 Voltage Rating	证书号码 Certification No.
UL	1A~25A	600V/500V/400V	E221465
TUV	1A~16A	600V/500V/400V	R50579712

目录编号: Catalog No.K:600V J:500V T:400V

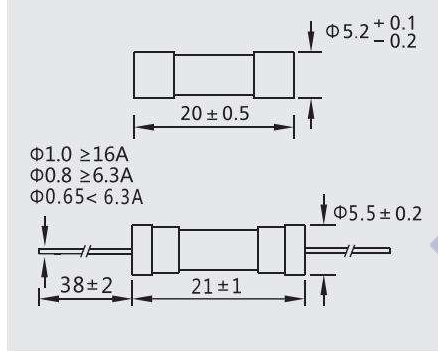
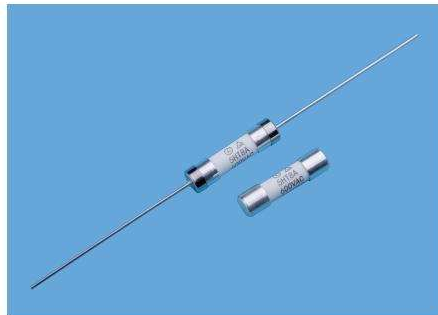
带引线产品目录编号后加"P":Suffix"P"for Lead Type After Catalog No.

目录编号 Catalog No.	额定电流 Ampere Rating	额定电压 Voltage Rating	熔化热能 I^2T Melting Integral (A ² .S)	认证 Approvals	
					
5HV0100K/J/T	100mA	600V/500V/400V	0.01	●	
5HV0200K/J/T	200mA	600V/500V/400V	0.04	●	
5HV0400K/J/T	400mA	600V/500V/400V	0.06	●	
5HV0500K/J/T	500mA	600V/500V/400V	0.1	●	
5HV0600K/J/T	600mA	600V/500V/400V	0.2	●	
5HV0800K/J/T	800mA	600V/500V/400V	0.3	●	
5HV1100K/J/T	1A	600V/500V/400V	0.5	●	●
5HV1125K/J/T	1.25A	600V/500V/400V	0.8	●	
5HV1160K/J/T	1.6A	600V/500V/400V	1.4	●	
5HV1200K/J/T	2A	600V/500V/400V	3.2	●	●
5HV1250K/J/T	2.5A	600V/500V/400V	5	●	
5HV1315K/J/T	3.15A	600V/500V/400V	17.5	●	●
5HV1400K/J/T	4A	600V/500V/400V	19	●	
5HV1500K/J/T	5A	600V/500V/400V	22	●	●
5HV1630K/J/T	6.3A	600V/500V/400V	44	●	●
5HV1800K/J/T	8A	600V/500V/400V	82	●	●
5HV2100K/J/T	10A	600V/500V/400V	175	●	●
5HV2120K/J/T	12A	600V/500V/400V	270	●	
5HV2160K/J/T	16A	600V/500V/400V	480	●	●
5HV2200K/J/T	20A	600V/500V/400V	830	●	
5HV2250K/J/T	25A	600V/500V/400V	1200	●	



5HT Φ 5.2x20 RoHS Compliant

陶瓷保险丝管(延时型) Ceramic Tube Fuse (Time-Lag) 600V/500V/400V



测试标准:

Testing Standard:
UL248-1 UL248-14

额定分断能力:

Interrupting Rating:

200 Amperes at 600V AC(100mA~25A)
300 Amperes at 500V DC(100mA~25A)
2000 Amperes at 400V DC(100mA~15A)

工作温度:

Operating Temperature:
-55°C ~ +125°C

材料:

Materials:

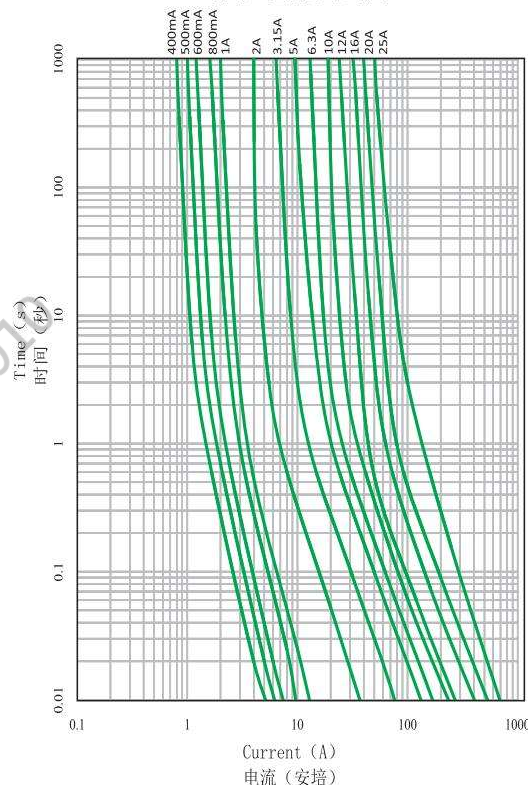
End cap: Nickel plated brass
Ceramic tube: Ceramic
Lead wire: Tinned copper wire
Inner cap: Silver plating

焊接方法:

Soldering Method:

Wave soldering: 260°C, 10s max
Manual soldering: 350°C, 5s max

Time-Current Characteristics
时间-电流曲线图



电气特性: Electrical Characteristics

额定电流的% % of Ampere Rating	熔断时间 Opening Time
210%	30 min Max(小于30分钟)
275%	750 ms~80 s
400%	95 ms~5 s
1000%	20 ms~200 ms

安全认证: Safety Approvals:

认证 Approvals	额定电流 Ampere Rating	额定电压 Voltage Rating	证书号码 Certification No.
UL	1A~25A	600V/500V/400V	E221465
TUV	1A~16A	600V/500V/400V	R50579712

目录编号: Catalog No.K:600V J:500V T:400V

带引线产品目录编号后加"P".Suffix"P"for Lead Type After Catalog No.

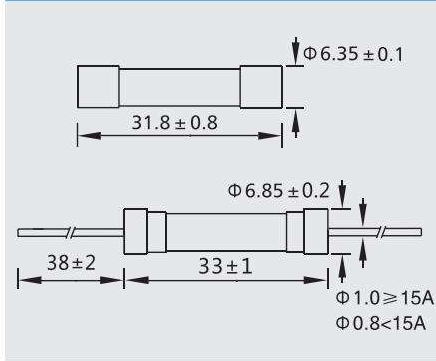

目录编号 Catalog No.	额定电流 Ampere Rating	额定电压 Voltage Rating	熔化热能 ² Melting Integral (A ² .S)	认证 Approvals	
					
5HT0400K/J/T	400mA	600V/500V/400V	0.2	●	
5HT0500K/J/T	500mA	600V/500V/400V	0.3	●	
5HT0600K/J/T	600mA	600V/500V/400V	0.5	●	
5HT0800K/J/T	800mA	600V/500V/400V	0.9	●	
5HT1100K/J/T	1A	600V/500V/400V	1.5	●	●
5HT1125K/J/T	1.25A	600V/500V/400V	3.9	●	
5HT1160K/J/T	1.6A	600V/500V/400V	7	●	
5HT1200K/J/T	2A	600V/500V/400V	12.8	●	●
5HT1250K/J/T	2.5A	600V/500V/400V	28	●	
5HT1315K/J/T	3.15A	600V/500V/400V	53	●	●
5HT1400K/J/T	4A	600V/500V/400V	85	●	
5HT1500K/J/T	5A	600V/500V/400V	168	●	●
5HT1630K/J/T	6.3A	600V/500V/400V	274	●	●
5HT1800K/J/T	8A	600V/500V/400V	500	●	●
5HT2100K/J/T	10A	600V/500V/400V	541	●	●
5HT2120K/J/T	12A	600V/500V/400V	590	●	
5HT2160K/J/T	16A	600V/500V/400V	1620	●	●
5HT2200K/J/T	20A	600V/500V/400V	3600	●	
5HT2250K/J/T	25A	600V/500V/400V	8900	●	

6HV $\Phi 6.35 \times 32$ RoHS Compliant



陶瓷保险丝管(快断型) cRU[®]us

Ceramic Tube Fuse (Fast-Acting) 1000V/660V/600V/250V



测试标准:
Testing Standard:
UL248-1 UL248-14

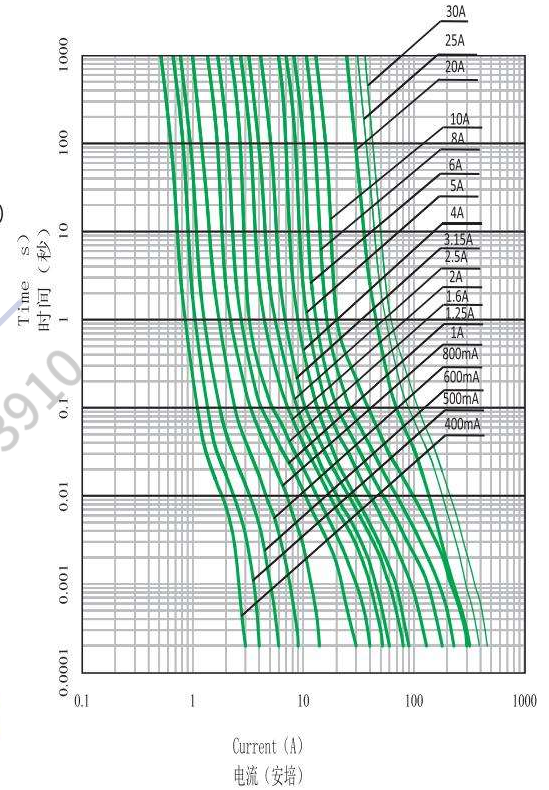
额定分断能力:
Interrupting Rating:
10K Amperes at 600V DC (100mA-30A)
10K Amperes at 1000V DC (100mA-3.15A)
1000 Amperes at 660V AC/DC (100mA-40A)
1500 Amperes at 250V AC (100mA-40A)

工作温度:
Operating Temperature:
-55°C ~ +125°C

材料:
Materials:
End cap: Nickel plated brass
Ceramic tube: Ceramic
Lead wire: Tinned copper wire
Inner cap: Silver plating

焊接方法:
Soldering Method:
Wave soldering: 260°C, 10s max
Manual soldering: 350°C, 5s max

Time-Current Characteristics
时间-电流曲线图



电气特性: Electrical Characteristics

额定电流的% % of Ampere Rating	熔断时间 Opening Time
100%	4 Hours Min(大于4小时)
250%	120 s Max(小于120秒)

安全认证: Safety Approvals:

认证 Approvals	额定电流 Ampere Rating	额定电压 Voltage Rating	证书号码 Certification No.
UL	100mA~40A	1000V/660V/600V/250V	E221465

目录编号: Catalog No. M:1000V L:660V K:600V

带引线产品目录编号后加"P": Suffix "P" for Lead Type After Catalog No.

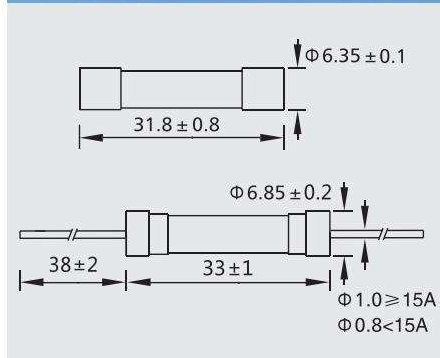
目录编号 Catalog No.	额定电流 Ampere Rating	额定电压 Voltage Rating	熔化热能 ² T Melting Integral (A ² .S)	认证 Approvals
				● 表示已获认证 ● 表示认证中 cRU [®] us
6HV0100M/L/K	100mA	1000V/660V/600V	0.01	●
6HV0200M/L/K	200mA	1000V/660V/600V	0.03	●
6HV0250M/L/K	250mA	1000V/660V/600V	0.04	●
6HV0400M/L/K	400mA	1000V/660V/600V	0.05	●
6HV0500M/L/K	500mA	1000V/660V/600V	0.1	●
6HV0600M/L/K	600mA	1000V/660V/600V	0.16	●
6HV0800M/L/K	800mA	1000V/660V/600V	0.35	●
6HV1100M/L/K	1A	1000V/660V/600V	0.4	●
6HV1125M/L/K	1.25A	1000V/660V/600V	0.8	●
6HV1160M/L/K	1.6A	1000V/660V/600V	1.4	●
6HV1200M/L/K	2A	1000V/660V/600V	2.2	●
6HV1250M/L/K	2.5A	1000V/660V/600V	3.4	●
6HV1315M/L/K	3.15A	1000V/660V/600V	8	●
6HV1400M/L/K	4A	660V/600V	13	●
6HV1500M/L/K	5A	660V/600V	20	●
6HV1600M/L/K	6A	660V/600V	30	●
6HV1800M/L/K	8A	660V/600V	75	●
6HV2100M/L/K	10A	660V/600V	95	●
6HV2120M/L/K	12A	660V/600V	85	●
6HV2160M/L/K	16A	660V/600V	240	●
6HV2200M/L/K	20A	660V/600V	400	●
6HV2250M/L/K	25A	660V/600V	455	●
6HV2300M/L/K	30A	660V/600V	910	●
6HV2350M/L/K	35A	660V/250V	980	●
6HV2400M/L/K	40A	660V/250V	1300	●



6HT Φ 6.35x32 RoHS Compliant

陶瓷保险丝管(延时型) cRU[®]us

Ceramic Tube Fuse (Time-Lag) 1000V/660V/600V/250V



测试标准:
Testing Standard:
UL248-1 UL248-14

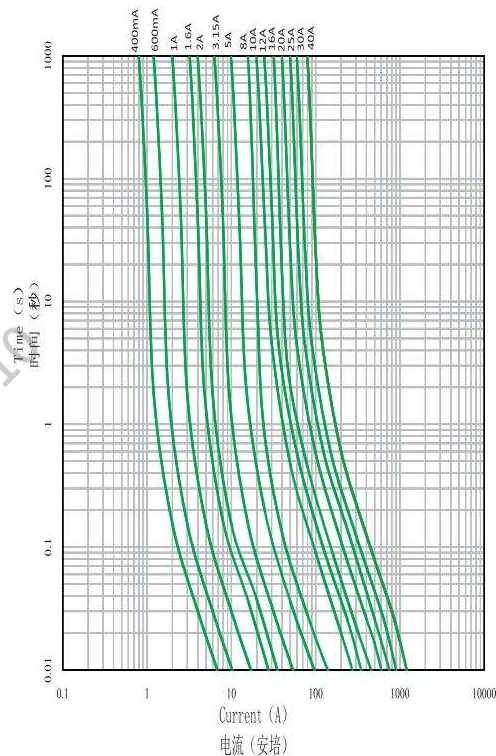
额定分断能力:
Interrupting Rating:
10K Amperes at 600V DC (100mA-30A)
10K Amperes at 1000V DC (100mA-3.15A)
1000 Amperes at 660V AC/DC (100mA-40A)
1500 Amperes at 250V AC (100mA-40A)

工作温度:
Operating Temperature:
-55°C ~ +125°C

材料:
Materials:
End cap: Nickel plated brass
Ceramic tube: Ceramic
Lead wire: Tinned copper wire
Inner cap: Silver plating

焊接方法:
Soldering Method:
Wave soldering: 260°C, 10s max
Manual soldering: 350°C, 5s max

Time-Current Characteristics
时间-电流曲线图



电气特性: Electrical Characteristics

额定电流的% % of Ampere Rating	熔断时间 Opening Time
100%	4 Hours Min(大于4小时)
250%	120 s Max(小于120秒)
1000%	10 ms Min(大于10ms)

安全认证: Safety Approvals:

认证 Approvals	额定电流 Ampere Rating	额定电压 Voltage Rating	证书号码 Certification No.
UL	100mA~40A	1000V/660V/600V/250V	E221465

目录编号: Catalog No.M:1000V L:660V K:600V

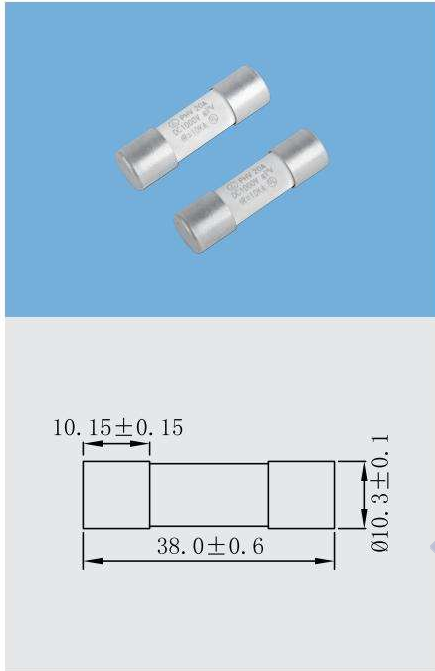
带引线产品目录编号后加"P":Suffix"P"for Lead Type After Catalog No.

目录编号 Catalog No.	额定电流 Ampere Rating	额定电压 Voltage Rating	熔化热能 ² Melting Integral (A ² .S)	认证 Approvals
				● 表示已获认证 ● 表示认证中 cRU [®] us
6HT0400M/L/K	400mA	1000V/660V/600V	0.7	●
6HT0500M/L/K	500mA	1000V/660V/600V	1.0	●
6HT0600M/L/K	600mA	1000V/660V/600V	1.5	●
6HT0800M/L/K	800mA	1000V/660V/600V	2.3	●
6HT1100M/L/K	1A	1000V/660V/600V	3.6	●
6HT1125M/L/K	1.25A	1000V/660V/600V	5.4	●
6HT1160M/L/K	1.6A	1000V/660V/600V	8.7	●
6HT1200M/L/K	2A	1000V/660V/600V	13.6	●
6HT1250M/L/K	2.5A	1000V/660V/600V	16.7	●
6HT1315M/L/K	3.15A	1000V/660V/600V	25	●
6HT1400M/L/K	4A	660V/600V	39	●
6HT1500M/L/K	5A	660V/600V	91	●
6HT1600M/L/K	6A	660V/600V	157	●
6HT1800M/L/K	8A	660V/600V	500	●
6HT2100M/L/K	10A	660V/600V	845	●
6HT2120M/L/K	12A	660V/600V	1217	●
6HT2160M/L/K	16A	660V/600V	1843	●
6HT2200M/L/K	20A	660V/600V	2875	●
6HT2250M/L/K	25A	660V/600V	4485	●
6HT2300M/L/K	30A	660V/600V	6997	●
6HT2350M/L/K	35A	660V/250V	9600	●
6HT2400M/L/K	40A	660V/250V	14500	●

PHV Φ 10x38 Photovoltaic Fuse



光伏保险丝管 Photovoltaic Fuse 1000V

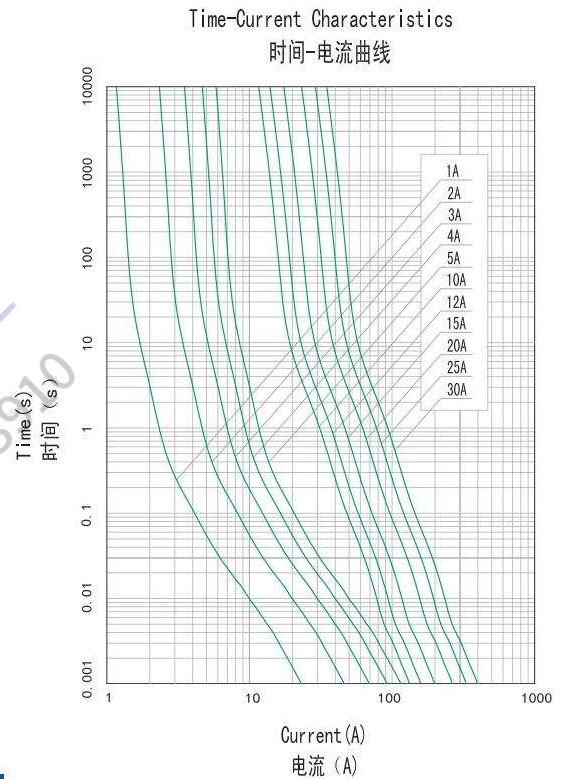


测试标准:
Testing Standard:
 UL248-19

额定分断能力:
Interrupting Rating:
 UL10K Amperes at 1000V DC
 IEC33K Amperes at 1000VDC

工作温度:
Operating Temperature:
 -55°C ~ +125°C

材料:
Materials:
 Tube: Ceramic tube
 Element: Silver
 Filler: Silica sand
 Cap: Tin plated copper



电气特性: Electrical Characteristics

额定电流的% % of Ampere Rating	熔断时间 Opening Time
100%	4 Hours Min
135%	60 Minutes Max
200%	120 Seconds Max.

安全认证: Safety Approvals:

认证 Approvals	额定电流 Ampere Rating	额定电压 Voltage Rating	证书号码 Certification No.
UL	1A~30A	1000V	E495906


目录编号: Catalog No.M:1000V

目录编号 Catalog No.	额定电流 Ampere Rating	额定电压 Voltage Rating	功耗 POWER Loss	熔化热能 ² T Melting Integral (A ² .S)	认证 Approvals
					● 表示已获认证 ● 表示认证中
PHV1100M	1A	1000V	1.3	0.4	●
PHV1200M	2A	1000V	1.1	3.4	●
PHV1300M	3A	1000V	1.3	12	●
PHV1350M	3.5A	1000V	1.4	20	●
PHV1400M	4A	1000V	1.5	28	●
PHV1500M	5A	1000V	1.6	50	●
PHV1600M	6A	1000V	1.8	93	●
PHV1800M	8A	1000V	2.2	33	●
PHV2100M	10A	1000V	2.4	70	●
PHV2120M	12A	1000V	2.9	200	●
PHV2150M	15A	1000V	3.0	230	●
PHV2200M	20A	1000V	3.5	330	●
PHV2250M	25A	1000V	4.2	500	●
PHV2300M	30A	1000V	5.6	2500	●



PHVL Φ 10x85 Photovoltaic Fuse

10x85光伏熔断器 10x85 Solar Photovoltaic Fuse



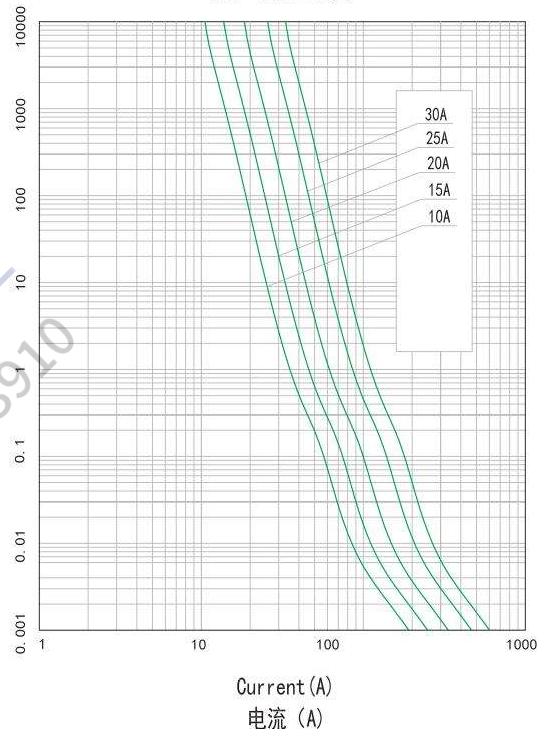
测试标准:
Testing Standard:
IEC60269-6 GB13539.6

额定分断能力:
Interrupting Rating:
25KA at 1500VDC

工作温度:
Operating Temperature:
-55°C ~ +125°C

材料:
Materials:
Tube: Ceramic tube
Element: Silver
Filler: Silica sand
Cap: Tin plated copper

Time-Current Characteristics
电流-时间曲线图



电气特性: Electrical Characteristics

额定电流的% % of Ampere Rating	熔断时间 Opening Time
113%	1 Hours Min.
145%	1 Hours Max.

安全认证: Safety Approvals:

认证 Approvals	额定电流 Ampere Rating	额定电压 Voltage Rating	证书号码 Certification No.
TUV	2A~30A	1500V	R50488707

目录编号: Catalog No.M:1000V

目录编号 Catalog No.	额定电流 Ampere Rating	额定电压 Voltage Rating	功耗 POWER Loss	熔化热能 ² T Melting Integral (A ² .S)	认证 Approvals ● 表示已获认证 ○ 表示认证中
PHVL-2A	2A	1500VDC	3.3	10	○
PHVL-4A	4A	1500VDC	14	50	○
PHVL-5A	5A	1500VDC	23	80	○
PHVL-6A	6A	1500VDC	22	80	○
PHVL-8A	8A	1500VDC	200	750	○
PHVL-10A	10A	1500VDC	290	1000	●
PHVL-12A	12A	1500VDC	300	1100	○
PHVL-15A	15A	1500VDC	320	900	●
PHVL-20A	20A	1500VDC	330	1100	●
PHVL-25A	25A	1500VDC	345	1400	●
PHVL-30A	30A	1500VDC	400	2000	●

EV14 High Speed Fuse



EV14 高速熔断器 EV14 High Speed Fuse



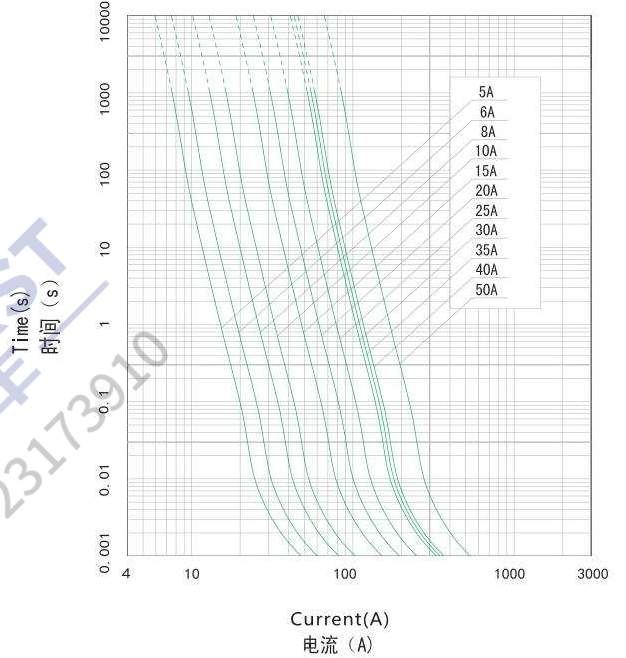
测试标准:
Testing Standard:
 UL248-1 UL248-13

额定分断能力:
Interrupting Rating:
 20000 Amperes at 750V DC
 50000 Amperes at 750V AC

工作温度:
Operating Temperature:
 -55°C~+125°C

材料/Material:
 Terminals: Tin plated copper
 Tube: Ceramic tube
 Element: Silver alloy
 Filler: Silica sand

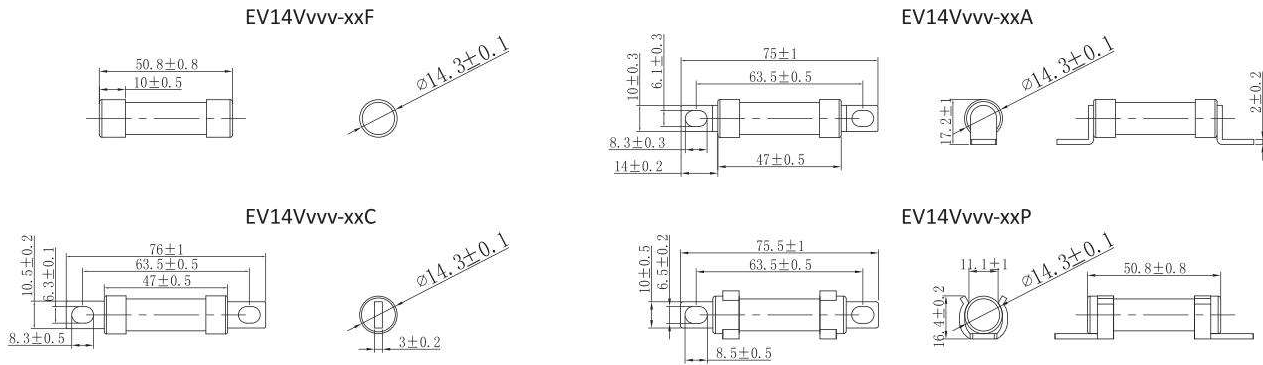
Time-Current Characteristics
 电流-时间曲线图



电气特性: Electrical Characteristics

% Ampere Rating	Opening Time
100%	4 Hours Min.
200%	300 Seconds Max.

产品尺寸: Dimension



安全认证: Safety Approvals:

认证 Approvals	额定电流 Ampere Rating	额定电压 Voltage Rating	证书号码 Certification No.
UL	6A~50A	750V	E497570

目录编号/Catalog No.: 编号中V750表示750VDC, 500VDC, 600VDC, 700VDC将分别用V500,V600,V700表示; 末尾的A/C/F/P分别表示不同的接脚。

目录编号 Catalog No.	额定电流 Ampere Rating	额定电压 Voltage Rating	Energy Integrals I ² t(A ² S)		功耗(w) Power Loss	认证 Approvals
			Pre-Acting	at 750V		
EV14V750-6A/C/F/P	6A	750VDC/AC	7	48	2	●
EV14V750-10A/C/F/P	10A	750VDC/AC	7	48	4	●
EV14V750-12A/C/F/P	12A	750VDC/AC	10	65	4.3	●
EV14V750-15A/C/F/P	15A	750VDC/AC	16	110	5.5	●
EV14V750-20A/C/F/P	20A	750VDC/AC	32	220	6	●
EV14V750-25A/C/F/P	25A	750VDC/AC	25	250	7	●
EV14V750-30A/C/F/P	30A	750VDC/AC	30	270	9	●
EV14V750-32A/C/F/P	32A	750VDC/AC	32	375	9.4	●
EV14V750-35A/C/F/P	35A	750VDC/AC	33	290	10	●
EV14V750-40A/C/F/P	40A	750VDC/AC	52	300	10.8	●
EV14V750-45A/C/F/P	45A	750VDC/AC	76	450	11	●
EV14V750-50A/C/F/P	50A	750VDC/AC	103	600	12.5	●
EV14V750-63A/C/F/P	63A	750VDC/AC	135	750	13.2	●



EV18 High Speed Fuse

EV18 高速熔断器 EV18 High Speed Fuse



测试标准:
Testing Standard:
UL248-1 UL248-13

额定分断能力:
Interrupting Rating:
20000 Amperes at 750V DC
50000 Amperes at 750V AC

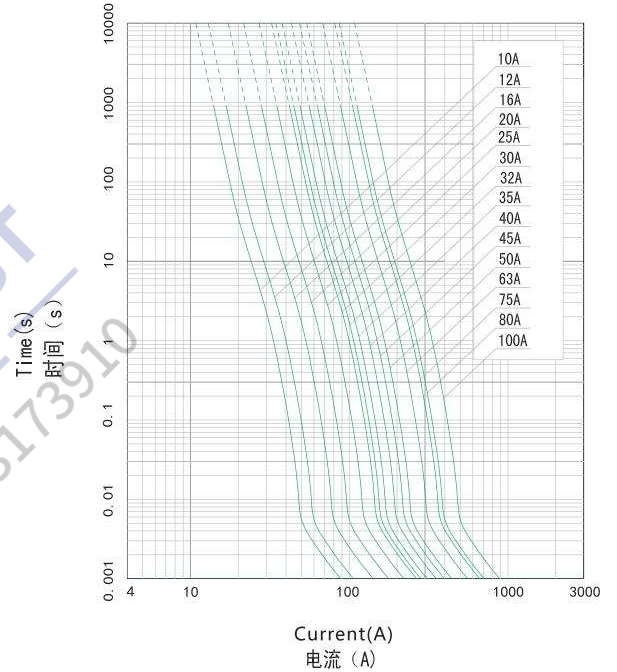
工作温度:
Operating Temperature:
-55°C~+125°C

材料/Material:
Terminals: Tin plated copper
Tube: Ceramic tube
Element: Silver alloy
Filler: Silica sand

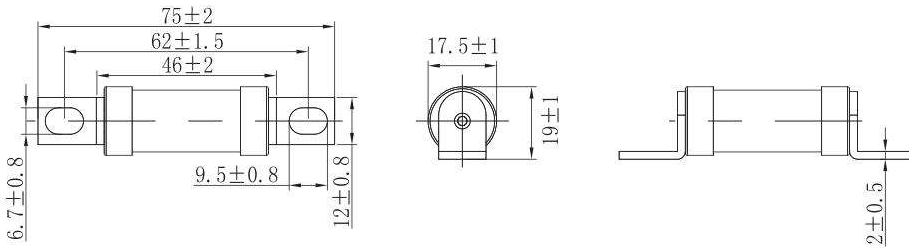
电气特性: Electrical Characteristics

% Ampere Rating	Opening Time
100%	4 Hours Min.
200%	300 Seconds Max.

Time-Current Characteristics
电流-时间曲线图



产品尺寸: Dimension



安全认证: Safety Approvals:

认证 Approvals	额定电流 Ampere Rating	额定电压 Voltage Rating	证书号码 Certification No.
UL	10A~100A	750V	E497570

目录编号/Catalog No.: 编号中V750表示750VDC, 500VDC, 600VDC, 700VDC将分别用V500,V600,V700表示。

目录编号 Catalog No.	额定电流 Ampere Rating	额定电压 Voltage Rating	Energy Integrals I ² t(A ² S)		功耗(w) Power Loss	认证 Approvals 
			Pre-Acting	at 750V		
EV18V750-10A/B	10A	750VDC/AC	7	48	3	●
EV18V750-12A/B	12A	750VDC/AC	10	65	3	●
EV18V750-16A/B	16A	750VDC/AC	16	110	6	●
EV18V750-20A/B	20A	750VDC/AC	32	220	7	●
EV18V750-25A/B	25A	750VDC/AC	25	250	7	●
EV18V750-30A/B	30A	750VDC/AC	30	270	9	●
EV18V750-32A/B	32A	750VDC/AC	32	375	9	●
EV18V750-35A/B	35A	750VDC/AC	33	290	10	●
EV18V750-40A/B	40A	750VDC/AC	52	300	11	●
EV18V750-45A/B	45A	750VDC/AC	76	450	11	●
EV18V750-50A/B	50A	750VDC/AC	103	600	12	●
EV18V750-63A/B	63A	750VDC/AC	135	750	13	●
EV18V750-75A/B	75A	750VDC/AC	210	950	17	●
EV18V750-80A/B	80A	750VDC/AC	250	1500	20	●
EV18V750-100A/B	100A	750VDC/AC	470	2800	23	●



EV22 High Speed Fuse

EV22 高速熔断器 EV22 High Speed Fuse



测试标准:

Testing Standard:
UL248-1 UL248-13

额定分断能力:

Interrupting Rating:
20000 Amperes at 700V DC
100000 Amperes at 700V AC

工作温度:

Operating Temperature:
-55°C~+125°C

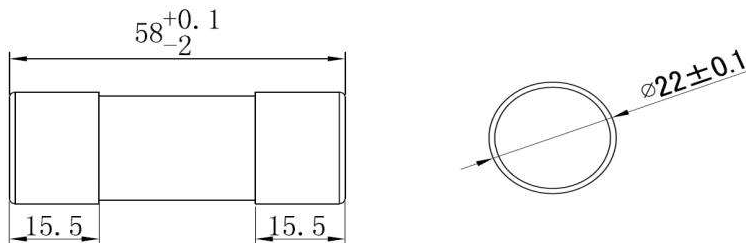
材料:

Materials:
Terminals: Tin plated copper
Tube: Ceramic Tube
Element: Silver alloy
Filler: Silica Sand

电气特性: Electrical Characteristics

额定电流的% % of Ampere Rating	熔断时间 Opening Time
100%	4 Hours Min.
200%	300 Seconds Max.

尺寸/Dimension:



安全认证: Safety Approvals:

认证 Approvals	额定电流 Ampere Rating	额定电压 Voltage Rating	证书号码 Certification No.
UL	20A~100A	700V	-

目录编号/Catalog No. 编号中V500,V600,V700分别表示500V,600V,700V DC; 末尾的A/B表示不同的安装脚尺寸。

目录编号 Catalog No.	额定电流 Ampere Rating	额定电压 Voltage Rating	Energy Integrals I ² t(A ² S)		功耗(w) Power Loss	认证 Approvals ● 表示已获认证 ● 表示认证中
			Pre-Acting	at 750V		
EV22V700-20A/B	20A	700VDC/AC	23	330	5	○
EV22V700-25A/B	25A	700VDC/AC	37	530	6	○
EV22V700-30A/B	30A	700VDC/AC	55	780	8	○
EV22V700-32A/B	32A	700VDC/AC	55	780	8	○
EV22V700-35A/B	35A	700VDC/AC	60	900	11	○
EV22V700-40A/B	40A	700VDC/AC	68	960	12	○
EV22V700-45A/B	45A	700VDC/AC	110	1700	12	○
EV22V700-50A/B	50A	700VDC/AC	155	2200	12.5	○
EV22V700-63A/B	63A	700VDC/AC	280	4000	13	○
EV22V700-75A/B	75A	700VDC/AC	500	6900	14	○
EV22V700-80A/B	80A	700VDC/AC	550	7800	15	○
EV22V700-100A/B	100A	700VDC/AC	1100	15600	16.5	○



EV30 高速熔断器 EV30 High Speed Fuse



测试标准:
Testing Standard:
UL248-1 UL248-13

额定分断能力:
Interrupting Rating:
20000 Amperes at 750V DC
50000 Amperes at 750V AC

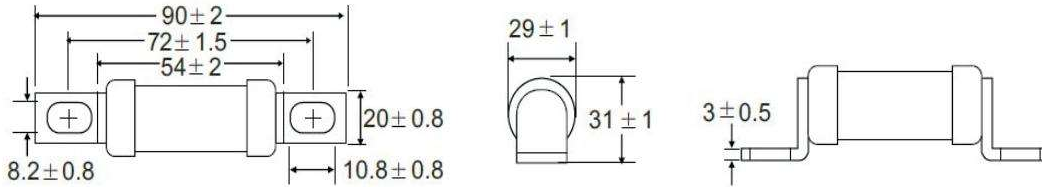
工作温度:
Operating Temperature:
-55°C~+125°C

材料/Material:
Terminals: Tin plated copper
Tube: Ceramic Tube
Element: Silver alloy
Filler: Silica Sand

电气特性: Electrical Characteristics

% Ampere Rating	Opening Time
100%	4Hours Min.
200%	300 Seconds Max.

产品尺寸: Dimension



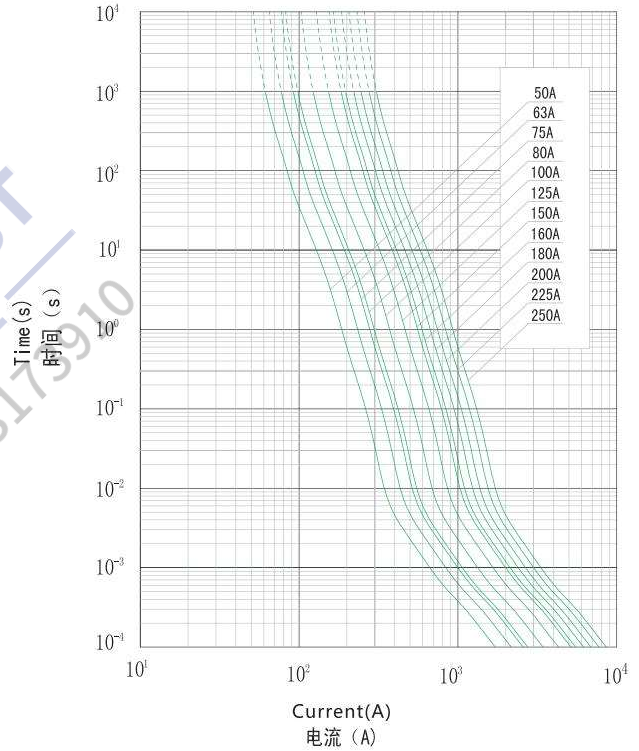
安全认证: Safety Approvals:

认证 Approvals	额定电流 Ampere Rating	额定电压 Voltage Rating	证书号码 Certification No.
UL	50A~250A	750V	-

目录编号/Catalog No.: 编号中V750表示750VDC, 500VDC, 600VDC, 700VDC将分别用V500,V600,V700表示; 末尾的A/B分别表示不同的接脚。

目录编号 Catalog No.	额定电流 Ampere Rating	额定电压 Voltage Rating	Energy Integrals I ² t(A ² S)		功耗(w) Power Loss	认证 Approvals	● 表示已获认证 ● 表示认证中
			Pre-Acting	at 750V			
EV30V750-50A/B	50A	750VDC/AC	103	600	12		○
EV30V750-63A/B	63A	750VDC/AC	135	750	13		○
EV30V750-75A/B	75A	750VDC/AC	210	950	17		○
EV30V750-80A/B	80A	750VDC/AC	250	1500	20		○
EV30V750-100A/B	100A	750VDC/AC	470	2800	23		○
EV30V750-125A/B	125A	750VDC/AC	1100	6500	32		○
EV30V750-150A/B	150A	750VDC/AC	1100	6500	38		○
EV30V750-160A/B	160A	750VDC/AC	1200	8500	39		○
EV30V750-180A/B	180A	750VDC/AC	1400	13500	40		○
EV30V750-200A/B	200A	750VDC/AC	2600	18500	41		○
EV30V750-225A/B	225A	750VDC/AC	3700	26500	46		○
EV30V750-250A/B	250A	750VDC/AC	5200	37500	48		○


Time-Current Characteristics
电流-时间曲线图



EV40 High Speed Fuse



EV40 高速熔断器 EV40 High Speed Fuse



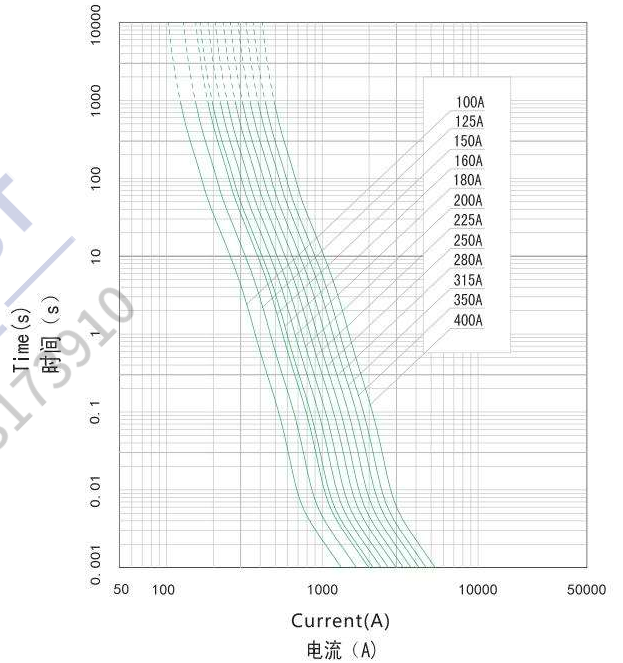
测试标准:
Testing Standard:
UL248-1 UL248-13

额定分断能力:
Interrupting Rating:
20000 Amperes at 750V DC
100000 Amperes at 750V AC

工作温度:
Operating Temperature:
-55°C~+125°C

材料/Material:
Terminals: Tin plated copper
Tube: Ceramic tube
Element: Silver alloy
Filler: Silica sand

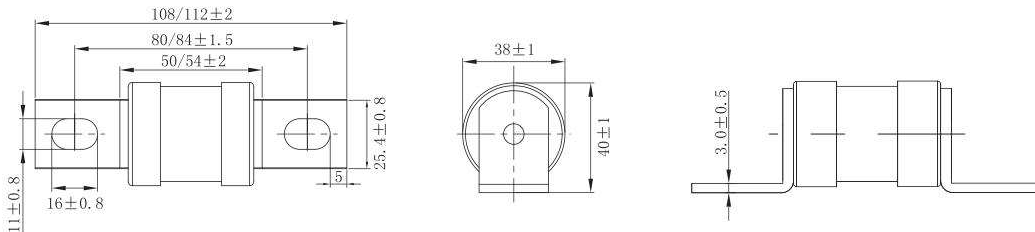
Time-Current Characteristics
电流-时间曲线图



电气特性: Electrical Characteristics

% Ampere Rating	Opening Time
100%	4 Hours Min.
200%	300 Seconds Max.

产品尺寸: Dimension



安全认证: Safety Approvals:

认证 Approvals	额定电流 Ampere Rating	额定电压 Voltage Rating	证书号码 Certification No.
UL	100A~400A	750V	E497570


目录编号/Catalog No.: 编号中V750表示750VDC, 500VDC, 600VDC, 700VDC将分别用V500,V600,V700表示。

目录编号 Catalog No.	额定电流 Ampere Rating	额定电压 Voltage Rating	Energy Integrals I ² t(A ² S)		功耗(w) Power Loss	认证 Approvals ● 表示已获认证 ● 表示认证中
			Pre-Acting	at 750V		
EV40V750-100A/B	100A	750VDC/AC	470	2800	22	●
EV40V750-125A/B	125A	750VDC/AC	1100	6500	31	●
EV40V750-150A/B	150A	750VDC/AC	1100	6500	38	●
EV40V750-160A/B	160A	750VDC/AC	1200	8500	39	●
EV40V750-180A/B	180A	750VDC/AC	1400	13500	40	●
EV40V750-200A/B	200A	750VDC/AC	2600	18500	41	●
EV40V750-225A/B	225A	750VDC/AC	3700	26500	45	●
EV40V750-250A/B	250A	750VDC/AC	5300	55000	47	●
EV40V750-280A/B	280A	750VDC/AC	7000	55000	51	●
EV40V750-315A/B	315A	750VDC/AC	10000	77000	58	●
EV40V750-350A/B	350A	750VDC/AC	15000	105000	59	●
EV40V750-400A/B	400A	750VDC/AC	20000	145000	61	●

NEV500 High Speed Fuse



北美螺栓式高速熔断器 North American High Speed Fuse



测试标准:
Testing Standard:
UL248-1 UL248-13

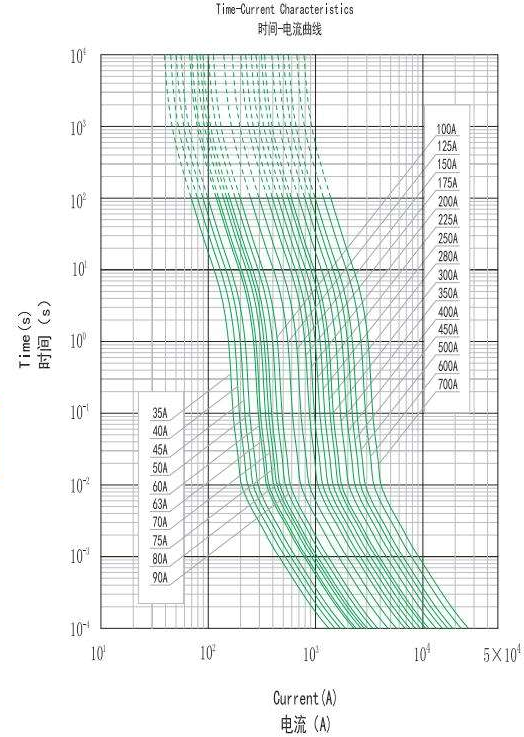
额定分断能力:
Interrupting Rating:
50000 Amperes at 500V DC
150000 Amperes at 500V AC

工作温度:
Operating Temperature:
-55°C~+125°C

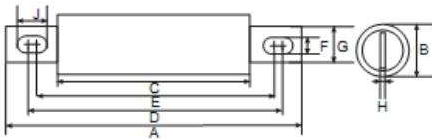
材料:
Materials:
Terminals: Tin plated copper
Tube: Ceramic Tube
Element: Silver alloy
Filler: Silica Sand

电气特性: Electrical Characteristics

额定电流的% % of Ampere Rating	熔断时间 Opening Time
100%	4 Hours Min.
200%	300 Seconds Max.



尺寸/Dimension:



安全认证: Safety Approvals:

认证 Approvals	额定电流 Ampere Rating	额定电压 Voltage Rating	证书号码 Certification No.
UL	35A~500A	500V	-

目录编号/Catalog No. 编号中V500,V600,V700分别表示500V,600V,700V DC; 末尾的A/B表示不同的安装脚尺寸。

目录编号 Catalog No.	额定电流 Ampere Rating	额定电压 Voltage Rating	Energy Integrals I ² t(A ² S)		功耗(w) Power Loss	认证 Approvals	● 表示已获认证 ● 表示认证中
			Pre-Acting	at 500V			
NEV25V500-35A	35A	500VDC/AC	34	160	5.1	○	
NEV25V500-40A	40A	500VDC/AC	75	330	5.6	○	
NEV25V500-45A	45A	500VDC/AC	100	440	5.8	○	
NEV25V500-50A	50A	500VDC/AC	135	675	6.9	○	
NEV25V500-60A	60A	500VDC/AC	210	910	8	○	
NEV25V500-63A	63A	500VDC/AC	215	935	8.1	○	
NEV25V500-70A	70A	500VDC/AC	220	950	8.4	○	
NEV25V500-75A	75A	500VDC/AC	290	1300	8.7	○	
NEV25V500-80A	80A	500VDC/AC	305	1450	9	○	
NEV25V500-90A	90A	500VDC/AC	360	1660	11.8	○	
NEV25V500-100A	100A	500VDC/AC	475	2100	15.5	○	
NEV30V500-125A	125A	500VDC/AC	800	3600	24	○	
NEV30V500-150A	150A	500VDC/AC	1100	4750	28	○	
NEV30V500-175A	175A	500VDC/AC	1500	6300	30	○	
NEV30V500-200A	200A	500VDC/AC	1900	8700	34	○	
NEV38V500-225A	225A	500VDC/AC	4600	23500	38	○	
NEV38V500-250A	250A	500VDC/AC	6400	32500	40	○	
NEV38V500-300A	300A	500VDC/AC	9800	49900	49	○	
NEV38V500-350A	350A	500VDC/AC	14500	73500	58	○	
NEV38V500-400A	400A	500VDC/AC	19200	97000	65	○	
NEV51V500-450A	450A	500VDC/AC	24700	127400	74	○	
NEV51V500-475A	475A	500VDC/AC	26000	155000	80	○	
NEV51V500-500A	500A	500VDC/AC	29200	149200	84	○	
NEV51V500-600A	600A	500VDC/AC	41350	206500	102	○	
NEV63V500-700A	700A	500VDC/AC	55000	298600	120	○	
NEV63V500-800A	800A	500VDC/AC	76200	409500	130	○	



NEV700 High Speed Fuse

北美螺栓式高速熔断器 North American High Speed Fuse



测试标准:
Testing Standard:
UL248-1 UL248-13

额定分断能力:
Interrupting Rating:
50000 Amperes at 700V DC
150000 Amperes at 700V AC

工作温度:
Operating Temperature:
-55°C ~ +125°C

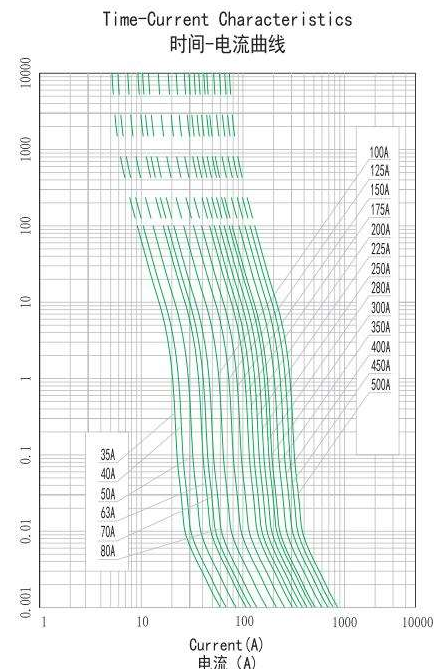
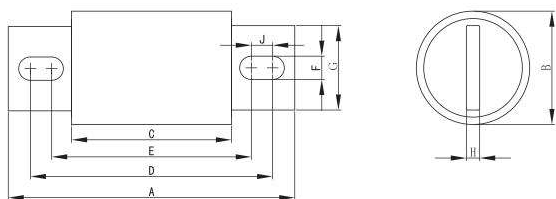
材料:
Materials:
Terminals: Tin plated copper
Tube: Ceramic tube
Element: Silver alloy
Filler: Silica sand

电气特性: Electrical Characteristics

额定电流的% % of Ampere Rating	熔断时间 Opening Time
100%	4 Hours Min.
200%	300 Seconds Max.

尺寸/Dimension:


Current	A+/-1.5	B+/-1.0	C+/-1.5	D+/-1.0	E+/-1.0	F+/-0.5	G+/-1.0	H+/-1.0	J+/-1.5
35-100A	114	25	66	95	86	8.5	20	3	13
125-200A	129	38	72	110	91	10.5	25	6	20
225-500A	129	51	72	110	91	10.5	38	6	20



安全认证: Safety Approvals:

认证 Approvals	额定电流 Ampere Rating	额定电压 Voltage Rating	证书号码 Certification No.
UL	35A~500A	700V	E497570


目录编号/Catalog No. 编号中V500,V600,V700分别表示500V,600V,700V DC。

目录编号 Catalog No.	额定电流 Ampere Rating	额定电压 Voltage Rating	Energy Integrals I ² t(A ² S)		功耗(w) Power Loss	认证 Approvals  ● 表示已获认证 ○ 表示认证中
			Pre-Acting	at 500V		
NEV25V700-35A	35A	700VDC/AC	34	180	12	○
NEV25V700-50A	50A	700VDC/AC	135	660	13	○
NEV25V700-60A	60A	700VDC/AC	215	990	15	○
NEV25V700-63A	63A	700VDC/AC	215	1100	15.5	○
NEV25V700-80A	80A	700VDC/AC	370	2600	21	○
NEV25V700-90A	90A	700VDC/AC	415	2900	25	○
NEV25V700-100A	100A	700VDC/AC	540	3600	27	○
NEV38V700-125A	125A	700VDC/AC	1850	7450	28	○
NEV38V700-150A	150A	700VDC/AC	2900	11700	32	○
NEV38V700-175A	175A	700VDC/AC	4200	17100	35	○
NEV38V700-200A	200A	700VDC/AC	5600	22500	43	○
NEV51V700-225A	225A	700VDC/AC	7800	31500	45	●
NEV51V700-250A	250A	700VDC/AC	10500	42800	48	●
NEV51V700-300A	300A	700VDC/AC	17800	71500	58	●
NEV51V700-350A	350A	700VDC/AC	23700	95800	65	●
NEV51V700-400A	400A	700VDC/AC	31500	125300	78	●
NEV51V700-450A	450A	700VDC/AC	36400	137300	95	●
NEV51V700-475A	475A	700VDC/AC	30900	155000	101	●
NEV51V700-500A	500A	700VDC/AC	45200	172000	108	●



欧式方体快速半导体熔断器 (CCC)

European style square High speed semi-conductor Fuse



测试标准:
Testing Standard:
GB/T13539.1 GB/T13539.4

额定分断能力:
Interrupting Rating:
50000 Amperes at 1000V DC

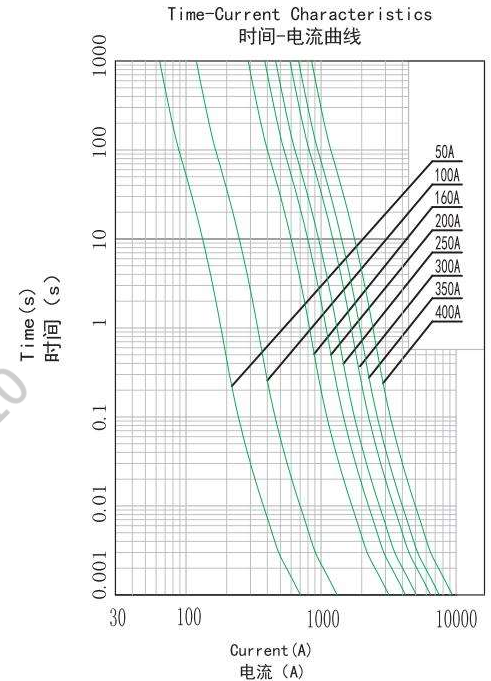
工作温度:
Operating Temperature:
-55°C~125°C

材料/Material:

Terminals: Tin plated copper
Tube: Ceramic tube
Element: Alloy
Filler: Silica sand

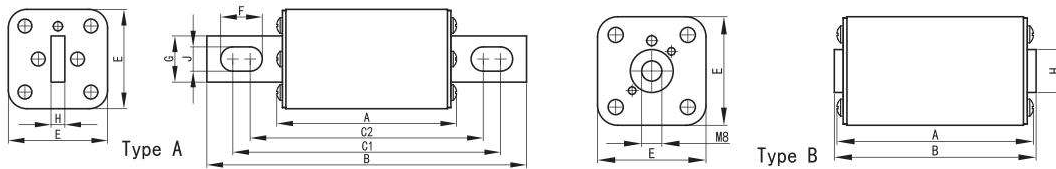
电气特性: Electrical Characteristics

% Ampere Rating	Opening Time
100%	4 Hours Min.
300%	300 Seconds Max.



产品尺寸: Dimension

Type	A±1.0	B±1.0	C1±1.0	C2±1.0	E±1.0	F±0.5	G±0.5	J±0.5	H±0.5
A	77.3	137.5	116.0	101.0	43.5	18.0	20.0	10.5	6
B	77.3	79.8	-	-	43.5	-	-	-	17



安全认证: Safety Approvals:

认证 Approvals	额定电流 Ampere Rating	额定电压 Voltage Rating	证书号码 Certification No.
CCC	50A~400A	1000V/700V/500V	-


目录编号/Catalog No.: 编号末尾的A/B/E/F表示不同的触头结构。

目录编号 Catalog No.	额定电流 Ampere Rating	额定电压 Voltage Rating	Energy Integrals I ² T(A ² S)		功耗(w) Power Loss	认证 Approvals
			Pre-Acting	at 1000V		● 表示已获认证 ● 表示认证中
EVSV1000-50A/B/E/F	50A	1000VDC	1095	7297	14	●
EVSV1000-75A/B/E/F	75A	1000VDC	2463	16418	17	●
EVSV1000-100A/B/E/F	100A	1000VDC	4378	11500	35	●
EVSV1000-125A/B/E/F	125A	1000VDC	6841	20900	38	●
EVSV1000-160A/B/E/F	160A	1000VDC	11208	54720	48	●
EVSV1000-200A/B/E/F	200A	1000VDC	17513	86750	51	●
EVSV1000-225A/B/E/F	225A	1000VDC	22164	117762	55	●
EVSV1000-250A/B/E/F	250A	1000VDC	27363	182422	60	●
EVSV1000-275A/B/E/F	275A	1000VDC	33110	220730	63	●
EVSV1000-300A/B/E/F	300A	1000VDC	39403	262688	66	●
EVSV1000-315A/B/E/F	315A	1000VDC	43442	289613	68	●
EVSV1000-350A/B/E/F	350A	1000VDC	53632	357547	73	●
EVSV1000-400A/B/E/F	400A	1000VDC	70050	467000	80	●



BS88-240 High Speed Fuse

英制BS88高速熔断器 BS88 High Speed Fuse



测试标准:
Testing Standard:
UL248-1 UL248-13

额定分断能力:
Interrupting Rating:
20000 Amperes at 150V DC
100000 Amperes at 250V AC

工作温度:
Operating Temperature:
-55°C~+125°C

材料/Material:

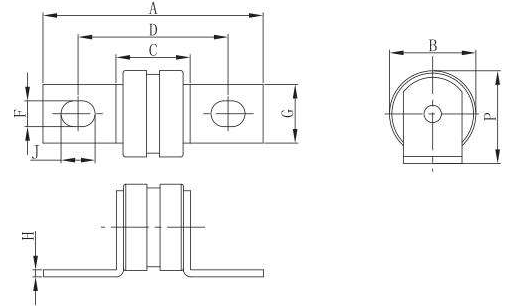
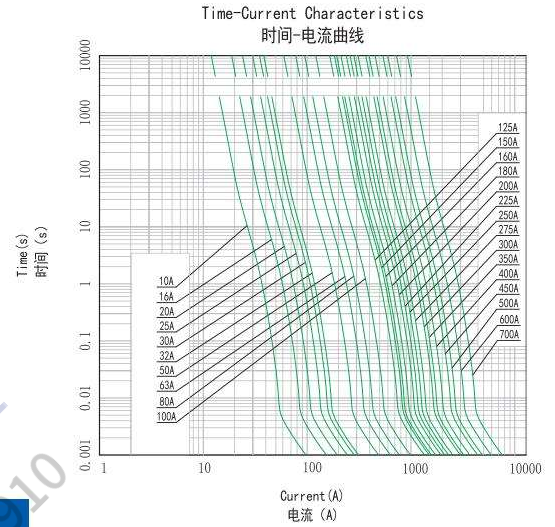
Terminals: Tin plated copper
Tube: Ceramic tube
Element: Silver alloy
Filler: Silica sand

电气特性: Electrical Characteristics

% Ampere Rating	Opening Time
100%	4 Hours Min.
200%	300 Seconds Max.

产品尺寸: Dimension

Type	A±2	B±1	C±2	D±1.5	F±0.8	G±0.8	P±1	H±0.5	J±0.8
LCT	56	17.5	26	41.5	6.5	12	19	2	9.5
LET	67	29	31	49	8.2	20	31.5	3	11.5
LMT	89.5	37	31	61	11	25	40.5	3	16



安全认证: Safety Approvals:

认证 Approvals	额定电流 Ampere Rating	额定电压 Voltage Rating	证书号码 Certification No.
UL	6A~700A	250V/150V	E497570

目录编号/Catalog No.:

目录编号 Catalog No.	额定电流 Ampere Rating	额定电压 Voltage Rating	Energy Integrals I2t(A2S)		功耗(w) Power Loss	认证 Approvals 
			Pre-Acting	at 150V		
LCT-6A	6A	250VAC/150VDC	2	6	1	○
LCT-10A	10A	250VAC/150VDC	3.8	12	2.5	○
LCT-12A	12A	250VAC/150VDC	7	22	2.5	○
LCT-16A	16A	250VAC/150VDC	20	50	3	○
LCT-20A	20A	250VAC/150VDC	25	80	4	○
LCT-25A	25A	250VAC/150VDC	18	120	4	○
LCT-32A	32A	250VAC/150VDC	32	200	5	○
LCT-35A	35A	250VAC/150VDC	50	320	5	○
LCT-50A	50A	250VAC/150VDC	100	500	7	○
LCT-63A	63A	250VAC/150VDC	180	1100	9	○
LCT-80A	80A	250VAC/150VDC	300	1900	10	○
LCT-100A	100A	250VAC/150VDC	600	3800	10	○
LCT-125A	125A	250VAC/150VDC	850	4000	16	○
LCT-150A	150A	250VAC/150VDC	950	5000	20	○
LCT-160A	160A	250VAC/150VDC	1100	7000	20	○
LET-180A	180A	250VAC/150VDC	1600	12000	21	○
LET-200A	200A	250VAC/150VDC	1500	10000	28	○
LET-225A	225A	250VAC/150VDC	2800	15000	26	○
LET-250A	250A	250VAC/150VDC	3200	20000	28	○
LET-275A	275A	250VAC/150VDC	5000	23000	32	○
LMT-300A	300A	250VAC/150VDC	6000	35000	35	●
LMT-315A	315A	250VAC/150VDC	6000	35000	35	●
LMT-350A	350A	250VAC/150VDC	8000	50000	38	●
LMT-400A	400A	250VAC/150VDC	14000	70000	40	●
LMT-450A	450A	250VAC/150VDC	18000	100000	42	●
LMT-500A	500A	250VAC/150VDC	24000	140000	44	●
LMT-600A	600A	250VAC/150VDC	38000	210000	48	●
LMT-700A	700A	250VAC/150VDC	46000	300000	62	●

BS88-690 High Speed Fuse



英制BS88快速半导体熔断器 **cRU**[®] US BS88 High speed semi-conductor Fuse



测试标准:
Testing Standard:
UL248-1 UL248-13

额定分断能力:
Interrupting Rating:
20000 Amperes at 500V DC
50000 Amperes at 690V AC

工作温度:
Operating Temperature:
-55°C~+125°C

材料/Material:

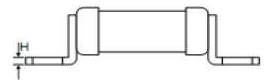
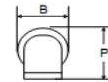
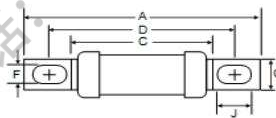
Terminals: Tin plated copper
Tube: Ceramic tube
Element: Silver alloy
Filler: Silica sand

电气特性: Electrical Characteristics

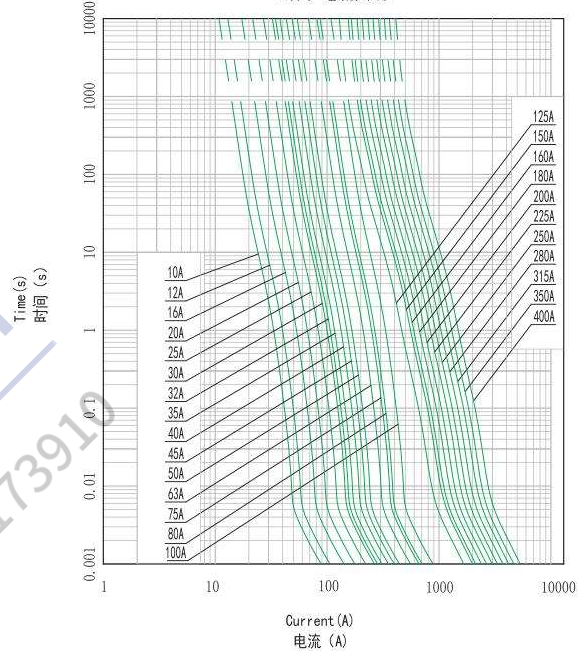
% Ampere Rating	Opening Time
100%	4 Hours Min.
200%	300 Seconds Max.

产品尺寸: Dimension

Rated Current	A±2	B±1	C±2	D±1.5	F±0.8	G±0.8	P±1	H±0.5	J±0.8
10-100A	75	17.5	45	62.5	6.7	12.5	19	2	9.5
125-225A	90	29	54	72	8.2	20	31	3	11
250-400A	108	38	50	80	11	25.4	40	3	16



Time-Current Characteristics
时间-电流曲线



安全认证: Safety Approvals:

认证 Approvals	额定电流 Ampere Rating	额定电压 Voltage Rating	证书号码 Certification No.
UL	10A~400A	690V/500V	E497570


目录编号/Catalog No.: 编号中V750表示750VDC, V500,V600,V700分别表示500V, 600V, 700V DC。

目录编号 Catalog No.	额定电流 Ampere Rating	额定电压 Voltage Rating	Energy Integrals I ² t(A ² S)			功耗(w) Power Loss	认证 Approvals ● 表示已获认证 ○ 表示认证中 cRU [®] US
			Pre-Acting	at 500V	at 690V		
HCT-10A	10A	690VAC/500VDC	7	30	48	3	●
HCT-12A	12A	690VAC/500VDC	10	40	65	3	●
HCT-16A	16A	690VAC/500VDC	16	66	110	6	●
HCT-20A	20A	690VAC/500VDC	32	150	220	7	●
HCT-25A	25A	690VAC/500VDC	25	150	250	7	●
HCT-30A	30A	690VAC/500VDC	30	180	270	9	●
HCT-32A	32A	690VAC/500VDC	32	190	375	9	●
HCT-35A	35A	690VAC/500VDC	33	200	290	10	●
HCT-40A	40A	690VAC/500VDC	52	180	300	11	●
HCT-45A	45A	690VAC/500VDC	76	270	450	11	●
HCT-50A	50A	690VAC/500VDC	103	380	600	12	●
HCT-63A	63A	690VAC/500VDC	135	480	750	13	●
HCT-75A	75A	690VAC/500VDC	210	600	950	17	●
HCT-80A	80A	690VAC/500VDC	250	900	1500	20	●
HCT-100A	100A	690VAC/500VDC	470	1800	2800	23	●
HFT-125A	125A	690VAC/500VDC	960	3900	5800	30	○
HFT-150A	150A	690VAC/500VDC	1100	4500	6500	38	○
HFT-160A	160A	690VAC/500VDC	1200	5500	8500	39	○
HFT-160A	160A	690VAC/500VDC	1200	5500	8500	39	○
HFT-180A	180A	690VAC/500VDC	1400	7500	13500	40	○
HFT-200A	200A	690VAC/500VDC	2600	10500	18500	40	○
HFT-225A	225A	690VAC/500VDC	3700	14500	26500	44	○
HMT-250A	250A	690VAC/500VDC	5200	20500	37500	47	●
HMT-280A	280A	690VAC/500VDC	7000	30500	55000	48	●
HMT-315A	315A	690VAC/500VDC	10000	40000	77000	54	●
HMT-350A	350A	690VAC/500VDC	15000	60000	105000	55	●
HMT-400A	400A	690VAC/500VDC	2000	85000	145000	60	●



AFN RoHS Compliant

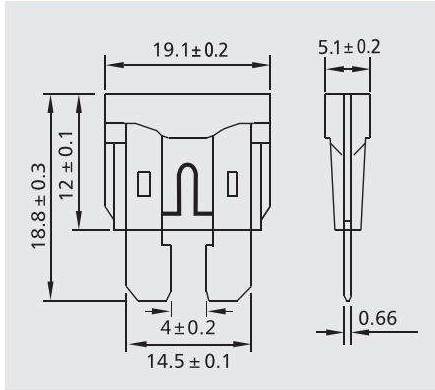
插片保险丝(中型) cUL[®]US Auto Fuse 125V/80V/58V/48V/32V



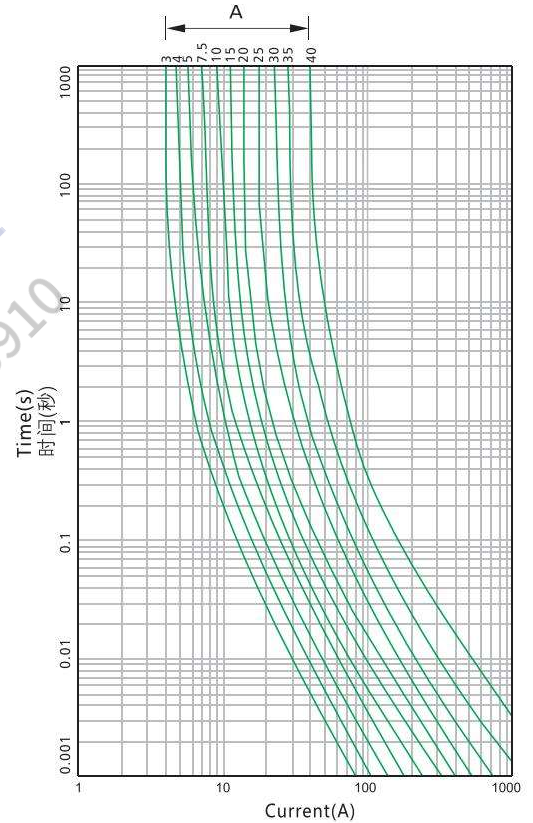
测试标准:
Testing Standard:
UL248-1 UL248-14

工作温度:
Operating Temperature:
-55°C ~ +125°C

材料:
Materials:
Cover: Thermoplastic
Terminals: Zine alloy



Time-Current Characteristics
电流-时间曲线图



电气特性: Electrical Characteristics

额定电流的% % of Ampere Rating	熔断时间 Opening Time
110%	100 hours Min(大于100小时)
135%	750 ms~1800 s
200%	150 ms~5 s
350%	20 ms~0.5 s

安全认证: Safety Approvals:

认证 Approvals	额定电流 Ampere Rating	额定电压 Voltage Rating	证书号码 Certification No.
UL	3A~40A	125V/80V/58V/48V/32V	E221465

目录编号: Catalog No. B:125V U:80V R:58V S:48V D:32V

目录编号 Catalog No.	额定电流 Ampere Rating	额定电压 Voltage Rating	颜色标示 Color Marking	熔化热能 ² T Melting Integral (A ² .S)	认证 Approvals
					● 表示已获认证 ● 表示认证中
AFN1300B/U/R/S/D	3A	125V/80V/58V/48V/32V	紫 (Violet)	7	●
AFN1400B/U/R/S/D	4A	125V/80V/58V/48V/32V	粉红 (Pink)	14	●
AFN1500B/U/R/S/D	5A	125V/80V/58V/48V/32V	褐色 (Tan)	26	●
AFN1750B/U/R/S/D	7.5A	125V/80V/58V/48V/32V	棕色 (Brown)	60	●
AFN2100B/U/R/S/D	10A	125V/80V/58V/48V/32V	红 (Red)	115	●
AFN2150B/U/R/S/D	15A	125V/80V/58V/48V/32V	浅兰 (Light-Blue)	340	●
AFN2200B/U/R/S/D	20A	125V/80V/58V/48V/32V	黄 (Yellow)	520	●
AFN2250B/U/R/S/D	25A	125V/80V/58V/48V/32V	透明 (Natural)	1080	●
AFN2300B/U/R/S/D	30A	125V/80V/58V/48V/32V	绿 (Green)	1510	●
AFN2350B/U/R/S/D	35A	125V/80V/58V/48V/32V	兰绿 (Blue-Green)	2280	●
AFN2400B/U/R/S/D	40A	125V/80V/58V/48V/32V	琥珀 (Amber)	3310	●



插片保险丝(小型)

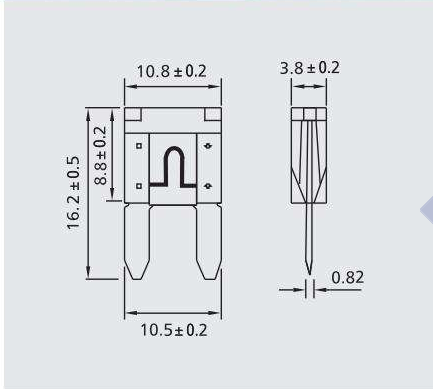
Mini Auto Fuse 32V



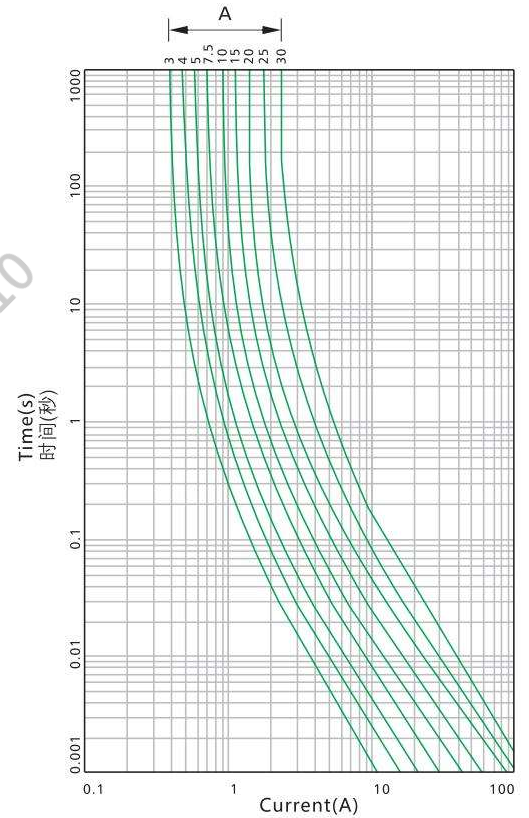
测试标准:
Testing Standard:
UL275A

工作温度:
Operating Temperature:
-55°C ~ +125°C

材料:
Materials:
Plastic crust: plastic
Zinc piece: zinc



Time-Current Characteristics
电流-时间曲线图



电气特性: Electrical Characteristics

额定电流的% % of Ampere Rating	熔断时间 Opening Time
110%	100 hours Min(大于100小时)
135%	750 ms~1800 s
200%	150 ms~5 s
350%	80 ms~0.5 s

安全认证: Safety Approvals:

认证 Approvals	额定电流 Ampere Rating	额定电压 Voltage Rating	证书号码 Certification No.
UL	3A~30A	32V	-

目录编号: Catalog No.D:32V

目录编号 Catalog No.	额定电流 Ampere Rating	额定电压 Voltage Rating	颜色标示 Color Marking	熔化热能 ² Melting Integral (A ² .S)
AFS1300D	3A	32V	紫 (Violet)	9
AFS1400D	4A	32V	粉红 (Pink)	18
AFS1500D	5A	32V	褐色 (Tan)	26
AFS1750D	7.5A	32V	棕色 (Brown)	69
AFS2100D	10A	32V	红 (Red)	95
AFS2150D	15A	32V	浅兰 (Light-Blue)	275
AFS2200D	20A	32V	黄 (Yellow)	380
AFS2250D	25A	32V	透明 (Natural)	630
AFS2300D	30A	32V	浅绿 (Light-Green)	1150



术语解释 Terms explanation:

温度保险丝 Thermal-link(TCO) :

温度保险丝也称为热熔断体，为一次性动作而不可复位的装置。

Thermal-link is also called Thermal Cutoff, functioning once only, non-resettable.

额定动作温度 Rated Function Temperature (Tf):

在规定条件下测得的使温度保险丝导电状态发生变化的温度。额定动作温度 $T_f < 250^\circ\text{C}$ ，其动作温度必须在 $T_f - 10^\circ\text{C} \sim T_f$ 值范围内，额定动作温度 $T_f \geq 250^\circ\text{C}$ ，其动作温度必须在 $T_f - 20^\circ\text{C} \sim T_f$ 值范围内。

The temperature of the Thermal-link which cause it to change its state of conductive when measured under specified conditions, $T_f < 250^\circ\text{C}$, its operating temperature must be within the range of $T_f - 10^\circ\text{C} \sim T_f$, and $T_f \geq 250^\circ\text{C}$, its operating temperature must be within the range of $T_f - 20^\circ\text{C} \sim T_f$.

实测熔断温度 Fusing Temperature:

温度保险丝以每分钟 $0.5 \sim 1.0^\circ\text{C}$ 速率上升，检测电流小于 10 mA 条件下所测得的烤炉中发生动作时的温度。

It is the actual operating temperature when the Thermal-link is made to operate at the conditions that the temperature is raised at the rate of $0.5^\circ\text{C} \sim 1^\circ\text{C}$ per minute and the detection current less than 10 mA .

保持温度 Holding Temperature (Th):

温度保险丝在通过额定电流时，能够连续维持168小时而承受的最高不致其导电状态发生变化的温度。

The maximum temperature at which the Thermal-link can be maintained while conducting rated current for 168 hours without functioning.

极限温度 Maximum Temperature Limit (Tm):

温度保险丝所能处在的最高温度，在此温度下，温度保险丝的导电状态已发生变化，但其机械性能和电气特性在10分钟内不致改变。

The maximum temperature at which mechanical and electrical properties of the Thermal-link can be maintained for 10 minutes without resuming conductivity after functioning.

额定电流 Rated Current (Ir) :

温度保险丝在所使用的电路中能承受的最大电流。

The maximum current that is allowed to apply to the circuit in which the Thermal-link is used.

额定电压 Rated Voltage (Ur) :

温度保险丝在所使用的电路中能承受的最大电压。

The maximum voltage that is allowed to apply to the circuit in which the Thermal-link is used.

标称放电电流 Nominal Discharge Current (In) :

能够承受波形为 $8/20\mu\text{s}$ 的15个峰值电流，以测试产品承受脉冲电流的耐用性。

Being able to withstand 15 peak currents of waveform $8 / 20\mu\text{s}$ to test the product's durability of withstanding pulse current.







最大放电电流 Maximum Discharge Current (Imax) :

能够承受波形 $8/20\mu\text{s}$ 的1个峰值电流，以测试产品能够承受的最大脉冲电流。

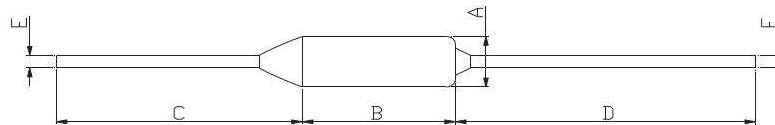
Being able to withstand 1 peak current of waveform $8 / 20\mu\text{s}$ to test maximum pulse current that the product can withstand.



温度保险丝 Thermal-link

TX/TY系列 (金属壳管状, 15, 16A/10A 250V)      








TX/TY Series (Metal shell tube, 15, 16A/10A 250V)



系列 Series	尺寸 Dimension (mm)					
	A	B	C	D	E	F
TX/TY	Φ4±0.3	10.5±1	20±2(标准)	34±2	Φ1±0.05	Φ1±0.05
			34±2(加长型)			

安全认证: Safety Approvals:

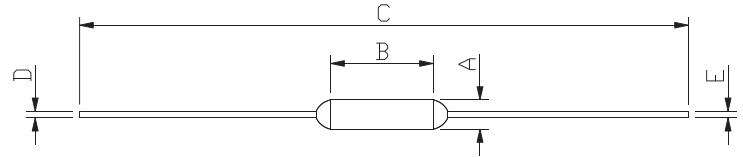

认证 Approvals	温度范围 Temperature Rang	证书号码 Certification No.
UL & cUL	73~257°C	E317276
VDE	73~257°C	40053003
TUV	73~257°C	R50546219
PSE	73~257°C	TX: JET5359-32001-2010/11/12/13/14/15/24/25/26/27 TY: JET5359-32001-2004/05/06/07/08/09/28/29/30/31
KTL	73~257°C	TX: SU05026-23012/13/14/15/16 TY: SU05026-23017/18/19/20/21
CCC	73~257°C	2020000205000014

目录编号 Catalog No.	额定动作 温度 Tf (°C)	熔断温度 Fusing Temp. (°C)	保持温度 Th (°C)	极限温度 Tm (°C)	额定电流 I _r (A)	额定电压 U _r (Vac)	认证 Approvals						
													
TX73	73	69±2	43	120	15/16	250	●	●	●	●	●	●	●
TX77	77	74±2	48	120	15/16	250	●	●	●	●	●	●	●
TX84	84	82±2	54	150	15/16	250	○	○	●	●	●	●	●
TX94	94	90±2	64	150	15/16	250	○	○	●	●	●	●	●
TX99	99	96±2	69	150	15/16	250	○	○	●	●	●	●	●
TX104	104	101±2	74	150	15/16	250	○	○	●	●	●	●	●
TX113	113	110±2	81	150	15/16	250	●	●	●	●	●	●	●
TX121	121	118±2	87	150	15/16	250	●	●	●	●	●	●	●
TX133	133	128±2	100	160	15/16	250	●	●	●	●	●	●	●
TX144	144	141±2	114	190	15/16	250	○	○	●	●	●	●	●
TX157	157	153±2	127	190	15/16	250	○	○	●	●	●	●	●
TX167	167	164±2	135	190	15/16	250	●	●	●	●	●	●	●
TX172	172	169±2	140	190	15/16	250	●	●	●	●	●	●	●
TX184	184	181±2	154	200	15/16	250	●	●	●	●	●	●	●
TX192	192	189±2	162	250	15/16	250	○	○	●	●	●	●	●
TX216	216	213±2	186	250	15/16	250	●	●	●	●	●	●	●
TX229	229	226±2	200	380	15/16	250	○	○	●	●	●	●	●
TX240	240	237±2	200	380	15/16	250	○	○	●	●	●	●	●
TX257	257	250±5	200	380	15/16	250	○	○	●	●	●	●	●
TY73	73	69±2	43	120	10	250	●	●	●	●	●	●	●
TY77	77	74±2	48	120	10	250	●	●	●	●	●	●	●
TY84	84	82±2	54	150	10	250	○	○	●	●	●	●	●
TY94	94	90±2	64	150	10	250	○	○	●	●	●	●	●
TY99	99	96±2	69	150	10	250	○	○	●	●	●	●	●
TY104	104	101±2	74	150	10	250	○	○	●	●	●	●	●
TY113	113	110±2	81	150	10	250	●	●	●	●	●	●	●
TY121	121	118±2	87	150	10	250	●	●	●	●	●	●	●
TY133	133	128±2	100	160	10	250	●	●	●	●	●	●	●
TY144	144	141±2	114	190	10	250	○	○	●	●	●	●	●
TY157	157	153±2	127	190	10	250	○	○	●	●	●	●	●
TY167	167	164±2	135	190	10	250	●	●	●	●	●	●	●
TY172	172	169±2	140	190	10	250	●	●	●	●	●	●	●
TY184	184	181±2	154	200	10	250	●	●	●	●	●	●	●
TY192	192	189±2	162	250	10	250	○	○	●	●	●	●	●
TY216	216	213±2	186	250	10	250	●	●	●	●	●	●	●
TY229	229	226±2	200	380	10	250	○	○	●	●	●	●	●
TY240	240	237±2	200	380	10	250	○	○	●	●	●	●	●
TY257	257	250±5	200	380	10	250	○	○	●	●	●	●	●

温度保险丝 Thermal-link



TL/TM/TN 系列 (陶瓷管状, 5A/3A/2A 250V)
TL/TM/TN Series (Ceramic tube, 5A/3A/2A 250V)



系列 Series	尺寸 Dimension (mm)				
	A	B	C	D	E
TL	$\Phi 3 \pm 0.5$	10 ± 1	90 ± 5	$\Phi 0.7 \pm 0.1$	$\Phi 0.7 \pm 0.1$
TM	$\Phi 3 \pm 0.5$	10 ± 1	90 ± 5	$\Phi 0.54 \pm 0.05$	$\Phi 0.54 \pm 0.05$
TN	$\Phi 2.5 \pm 0.5$	9 ± 0.5	90 ± 5	$\Phi 0.54 \pm 0.05$	$\Phi 0.54 \pm 0.05$

安全认证: Safety Approvals:

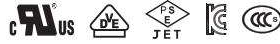
认证 Approvals	温度范围 Temperature Rang	证书号码 Certification No.
UL & cUL	117°C	E317276
TUV	76~150°C	R50546220
PSE	76~150°C	JET5359-32001-2032 JET5359-32001-2033 JET5359-32001-2034 JET5359-32001-2035 JET5359-32001-2036
KTL	76~150°C	SU05026-23003/04/05
CCC	76~150°C	202200020500002

目录编号 Catalog No.	额定动作温度 Tf (°C)	熔断温度 Fusing Temp. (°C)	保持温度 Th (°C)	极限温度 Tm (°C)	额定电流 Ir (A)	额定电压 Ur (Vac)	认证 Approvals					
							UL	cUL US	TUV	JET	CCC	CCC
TL76	76	73±2	48	180	5	250	○	○	●	●	●	●
TL86	86	83±2	58	180	5	250	○	○	●	●	●	●
TL102	102	99±2	77	180	5	250	○	○	●	●	●	●
TL115	115	112±2	87	180	5	250	○	○	●	●	●	●
TL117	117	112±2	87	180	5	250	●	●	●	●	●	●
TL125	125	122±2	98	180	5	250	○	○	●	●	●	●
TL130	130	127±2	100	180	5	250	○	○	●	●	●	●
TL136	136	133±2	102	180	5	250	○	○	●	●	●	●
TL145	145	141±2	118	180	5	250	○	○	●	●	●	●
TL150	150	147±2	122	180	5	250	○	○	●	●	●	●
TM76	76	73±2	48	180	3	250	○	○	●	●	●	●
TM86	86	83±2	58	180	3	250	○	○	●	●	●	●
TM102	102	99±2	77	180	3	250	○	○	●	●	●	●
TM115	115	112±2	87	180	3	250	○	○	●	●	●	●
TM117	117	112±2	87	180	3	250	●	●	●	●	●	●
TM125	125	122±2	98	180	3	250	○	○	●	●	●	●
TM130	130	127±2	100	180	3	250	○	○	●	●	●	●
TM136	136	133±2	102	180	3	250	○	○	●	●	●	●
TM145	145	141±2	118	180	3	250	○	○	●	●	●	●
TM150	150	147±2	122	180	3	250	○	○	●	●	●	●
TN76	76	73±2	48	180	2	250	○	○	●	●	●	●
TN86	86	83±2	58	180	2	250	○	○	●	●	●	●
TN102	102	99±2	77	180	2	250	○	○	●	●	●	●
TN115	115	112±2	87	180	2	250	○	○	●	●	●	●
TN117	117	112±2	87	180	2	250	●	●	●	●	●	●
TN125	125	122±2	98	180	2	250	○	○	●	●	●	●
TN130	130	127±2	100	180	2	250	○	○	●	●	●	●
TN136	136	133±2	102	180	2	250	○	○	●	●	●	●
TN145	145	141±2	118	180	2	250	○	○	●	●	●	●
TN150	150	147±2	122	180	2	250	○	○	●	●	●	●

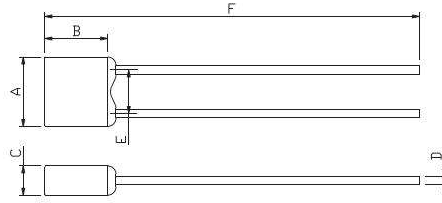



温度保险丝 Thermal-link

TC 系列 (塑胶方壳, 2A 250V)



TC Series (Plastic square shell, 2A 250V)



尺寸 Dimension (mm)					
A	B	C	D	E	F
5.8±0.6	5.8±0.6	2.3±0.3	Φ0.54±0.05	3.5±0.5	35±3 (标准) 65±5 (加长型)






安全认证: Safety Approvals:

认证 Approvals	温度范围 Temperature Rang	证书号码 Certification No.
UL & cUL	102~150°C	E317276
VDE	102~150°C	40051514
PSE	102~150°C	JET5359-32001-2001 (102°C,115°C) JET5359-32001-2002 (125°C,130°C,135°C) JET5359-32001-2003 (145°C,150°C)
KTL	102~150°C	SU05026-23001 SU05026-23002
CCC	102~150°C	2020970205000073

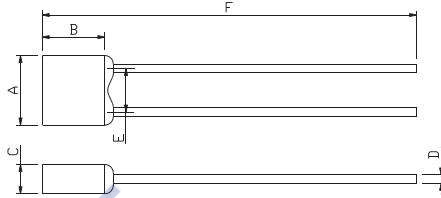

目录编号 Catalog No.	额定动作 温度 Tf (°C)	熔断温度 Fusing -Temp. (°C)	保持温度 Th (°C)	极限温度 Tm (°C)	额定电流 Ir (A)	额定电压 Ur (Vac)	认证 Approvals					
							● 表示已获认证	● 表示认证中	UL	cUL US	VDE	PSE JET
TC102	102	99±2	77	180	2	250	●	●	●	●	●	●
TC115	115	112±2	87	180	2	250	●	●	●	●	●	●
TC125	125	122±2	98	180	2	250	●	●	●	●	●	●
TC130	130	127±2	100	180	2	250	●	●	●	●	●	●
TC135	135	133±2	102	180	2	250	●	●	●	●	●	●
TC145	145	141±2	118	180	2	250	●	●	●	●	●	●
TC150	150	147±2	122	180	2	250	●	●	●	●	●	●

温度保险丝 Thermal-link



TR/TS 系列 (塑胶方壳, 15A, 16A / 10A 250V)     

TR/TS Series (Plastic square shell, 15A, 16A / 10A 250V)



系列 Series	尺寸 Dimension (mm)					
	A	B	C	D	E	F
TR/TS	8.3±0.8	7.5±0.8	3.5±0.5	Φ1.0±0.1	5.2±0.8	45±5

安全认证: Safety Approvals:

认证 Approvals	温度范围 Temperature Rang	证书号码 Certification No.
UL & cUL	102~150°C	认证中 Pending
TUV	102~150°C	R50527866
PSE	102~150°C	TR: JET5359-32001-2019 JET5359-32001-2020 JET5359-32001-2021 TS: JET5359-32001-2016 JET5359-32001-2017 JET5359-32001-2018
KTL	102~150°C	TR: SU05026-23006 SU05026-23007 TS: SU05026-23008 SU05026-23009
CCC	102~150°C	2021000205000009

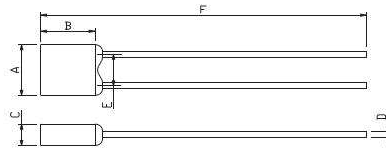

目录编号 Catalog No.	额定动作温度 Tf (°C)	熔断温度 Fusing Temp. (°C)	保持温度 Th (°C)	极限温度 Tm (°C)	额定电流 Ir (A)	额定电压 Ur (Vac)	标称放电电流 In 8/20 μs 15 Times (kA)	最大放电电流 Imax 8/20 μs 1 Time (kA)	认证 Approvals					
														
TR102	102	99±2	65	180	15/16	250	6	12	○	○	●	●	●	●
TR115	115	112±2	75	180	15/16	250	6	12	○	○	●	●	●	●
TR125	125	122±2	85	180	15/16	250	6	12	○	○	●	●	●	●
TR130	130	127±2	90	180	15/16	250	6	12	○	○	●	●	●	●
TR136	136	133±2	96	180	15/16	250	6	12	○	○	●	●	●	●
TR145	145	141±2	105	180	15/16	250	6	12	○	○	●	●	●	●
TR150	150	147±2	110	180	15/16	250	6	12	○	○	●	●	●	●
TS102	102	99±2	65	180	10	250	5	10	○	○	●	●	●	●
TS115	115	112±2	75	180	10	250	5	10	○	○	●	●	●	●
TS125	125	122±2	85	180	10	250	5	10	○	○	●	●	●	●
TS130	130	127±2	90	180	10	250	5	10	○	○	●	●	●	●
TS136	136	133±2	96	180	10	250	5	10	○	○	●	●	●	●
TS145	145	141±2	105	180	10	250	5	10	○	○	●	●	●	●
TS150	150	147±2	110	180	10	250	5	10	○	○	●	●	●	●



温度保险丝 Thermal-link

TT/TJ/TP/TK 系列 (塑胶方壳, 5A/3A/2A/1A, 250V)    







TT/TJ/TP/TK Series (Plastic square shell, 5A/3A/2A/1A, 250V)



系列 Series	尺寸 Dimension (mm)					
	A	B	C	D	E	F
TT	6.6±0.6	7.0±0.6	2.6±0.5	Φ0.7±0.1	4±0.6	35±3 (标准)
TJ/TP/TK	5.8±0.6	5.8±0.6	2.3±0.3	Φ0.54±0.05	3.5±0.5	65±5 (加长型)

安全认证: Safety Approvals:

认证 Approvals	温度范围 Temperature Rang	证书号码 Certification No.
UL & cUL	76~150°C	认证中 Pending
TUV	76~150°C	R50525109
PSE	76~150°C	JET5359-32001-2022 JET5359-32001-2023 JET5359-32001-2001 JET5359-32001-2002 JET5359-32001-2003
KTL	76~150°C	SU05026-23010 SU05026-23011 SU05026-23022
CCC	76~150°C	2021000205000005

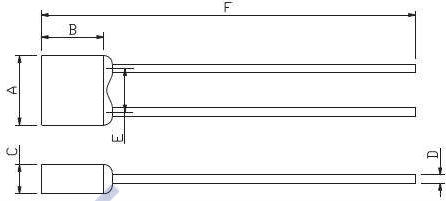

目录编号 Catalog No.	额定动作 温度 Tf (°C)	熔断温度 Fusing Temp. (°C)	保持温度 Th (°C)	极限温度 Tm (°C)	额定电流 Ir (A)	额定电压 Ur (Vac)	认证 Approvals					
												
TT76	76	73±2	48	180	5	250	○	○	●	●	●	●
TT86	86	83±2	58	180	5	250	○	○	●	●	●	●
TT102	102	99±2	77	180	5	250	○	○	●	●	●	●
TT115	115	112±2	87	180	5	250	○	○	●	●	●	●
TT125	125	122±2	98	180	5	250	○	○	●	●	●	●
TT130	130	127±2	100	180	5	250	○	○	●	●	●	●
TT136	136	133±2	102	180	5	250	○	○	●	●	●	●
TT145	145	141±2	118	180	5	250	○	○	●	●	●	●
TT150	150	147±2	122	180	5	250	○	○	●	●	●	●
TJ76	76	73±2	73±2	180	3	250	○	○	●	●	●	●
TJ86	86	83±2	83±2	180	3	250	○	○	●	●	●	●
TJ102	102	99±2	99±2	180	3	250	○	○	●	●	●	●
TJ115	115	112±2	112±2	180	3	250	○	○	●	●	●	●
TJ125	125	122±2	122±2	180	3	250	○	○	●	●	●	●
TJ130	130	127±2	127±2	180	3	250	○	○	●	●	●	●
TJ136	136	133±2	133±2	180	3	250	○	○	●	●	●	●
TJ145	145	141±2	141±2	180	3	250	○	○	●	●	●	●
TJ150	150	147±2	147±2	180	3	250	○	○	●	●	●	●
TP76	76	73±2	73±2	180	2	250	○	○	●	●	●	●
TP86	86	83±2	83±2	180	2	250	○	○	●	●	●	●
TP102	102	99±2	99±2	180	2	250	○	○	●	●	●	●
TP115	115	112±2	112±2	180	2	250	○	○	●	●	●	●
TP125	125	122±2	122±2	180	2	250	○	○	●	●	●	●
TP130	130	127±2	127±2	180	2	250	○	○	●	●	●	●
TP136	136	133±2	133±2	180	2	250	○	○	●	●	●	●
TP145	145	141±2	141±2	180	2	250	○	○	●	●	●	●
TP150	150	147±2	147±2	180	2	250	○	○	●	●	●	●
TK76	76	73±2	73±2	180	1	250	○	○	●	●	●	●
TK86	86	83±2	83±2	180	1	250	○	○	●	●	●	●
TK102	102	99±2	99±2	180	1	250	○	○	●	●	●	●
TK115	115	112±2	112±2	180	1	250	○	○	●	●	●	●
TK125	125	122±2	122±2	180	1	250	○	○	●	●	●	●
TK130	130	127±2	127±2	180	1	250	○	○	●	●	●	●
TK136	136	133±2	133±2	180	1	250	○	○	●	●	●	●
TK145	145	141±2	141±2	180	1	250	○	○	●	●	●	●
TK150	150	147±2	147±2	180	1	250	○	○	●	●	●	●

温度保险丝 Thermal-link



TD/TF/TG系列 (陶瓷方壳, 15A, 16A / 10A / 5A 250V/125V)    

TD/TF/TG Series (Ceramics square shell, 15A, 16A / 10A / 5A 250V/125V)



系列 Series	尺寸 Dimension (mm)					
	A	B	C	D	E	F
TD/TF	8.3±0.8	7.5±0.8	3.5±0.5	Φ1.0±0.1	5.2±0.8	45±5
TG	6.6±0.6	7.0±0.6	2.6±0.5	Φ0.7±0.1	4±0.6	35±3

安全认证: Safety Approvals:

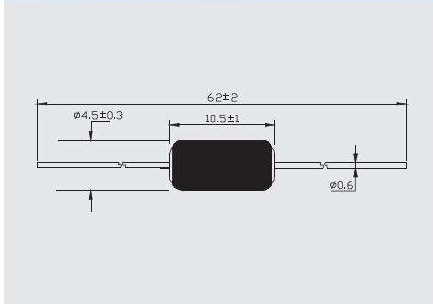

认证 Approvals	温度范围 Temperature Rang	证书号码 Certification No.
UL & cUL	115°C	E317276
CCC	115°C	2021000205000003

目录编号 Catalog No.	额定动作 温度 Tf (°C)	熔断温度 Fusing -Temp. (°C)	保持 温度 Th (°C)	极限 温度 Tm (°C)	额定 电流 Ir (A)	额定 电压 Ur (Vac)	标称浪涌 In 8/20 μs 15 Times (kA)	最大浪涌 Imax 8/20 μs 1 Time (kA)	认证 Approvals					
														
TD102	102	99±2	65	200	15/16	250/125	6	12						
TD115	115	112±2	75	200	15/16	250/125	6	12						●
TD115	115	112±2	75	200	15	125	6	12	●	●				●
TD125	125	122±2	85	200	15/16	250/125	6	12						
TD130	130	127±2	90	200	15/16	250/125	6	12						
TD136	136	133±2	96	200	15/16	250/125	6	12						
TD145	145	141±2	105	200	15/16	250/125	6	12						
TD150	150	147±2	110	200	15/16	250/125	6	12						
TF102	102	99±2	62	200	10	250/125	5	10						
TF115	115	112±2	75	200	10	250/125	5	10						●
TF125	125	112±2	85	200	10	250/125	5	10						
TF130	130	122±2	90	200	10	250/125	5	10						
TF136	136	127±2	96	200	10	250/125	5	10						
TF145	145	133±2	105	200	10	250/125	5	10						
TF150	150	141±2	110	200	10	250/125	5	10						
TG76	76	73±2	48	200	5	250/125	2	4						
TG86	86	83±2	58	200	5	250/125	2	4						
TG102	102	99±2	65	200	5	250/125	3	6						
TG115	115	112±2	75	200	5	250/125	3	6						●
TG125	125	122±2	85	200	5	250/125	3	6						
TG130	130	127±2	90	200	5	250/125	3	6						
TG136	136	133±2	96	200	5	250/125	3	6						
TG145	145	141±2	105	200	5	250/125	3	6						
TG150	150	147±2	110	200	5	250/125	3	6						



TRC $\Phi 4.5 \times 10.5$ RoHS Compliant

复合保险丝 Compound Fuse

**测试标准:****Testing Standard:**

IEC60691 IEC60127-8 UL1412

工作温度:**Operating Temperature:**

-55°C ~ +125°C

额定分断能力:**Interrupting Rating:**

300 Amperes at 250V AC

材料:**Materials:**

End cap: Sn plated iron

Tube: Ceramic tube

Lead wire: Tinned copper wire

Coat: EVA

焊接方法:**Soldering Method:**

Wave soldering: 260°C, 5s max

Manual soldering: 350°C, 3s max

包装:**Packaging:**

Automaton taped 1000PCS per inner, 10000PCS per carton

安全认证: Safety Approvals:

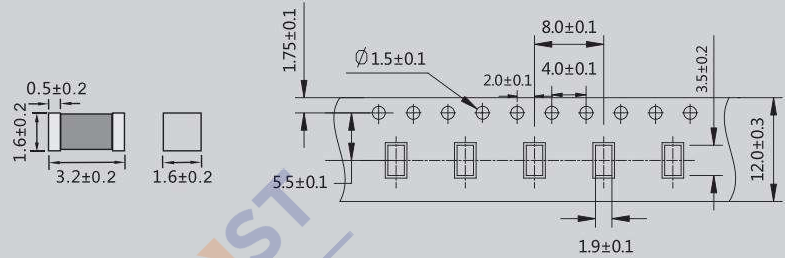

认证 Approvals	额定功率 Rated Power (W)	额定阻值 Rated Resistance (Ω)	证书号码 Certification No.
UL	1W/2W	0.47 Ω ~68 Ω	E507738
TUV	1W/2W	0.47 Ω ~68 Ω	R50438618

目录编号: Catalog No. 1:1W 2:2W B:3% C:5% D:10%

系列 Series	目录编号 Catalog No.	额定功率 Rated Power (W)	额定阻值 Rated Resistance (Ω)	精度 Tolerance (%)	额定动作温度 Rated Functioning Temperature Tf ($^{\circ}$ C)	认证 Approvals	
							
TRC	TRC0047/2C	1W/2W	0.47 Ω	$\pm 5\%/\pm 10\%$	115-226 $^{\circ}$ C	●	●
TRC	TRC0091/2C	1W/2W	0.91 Ω	$\pm 5\%/\pm 10\%$	115-226 $^{\circ}$ C	●	●
TRC	TRC0111/2C	1W/2W	1.1 Ω	$\pm 5\%/\pm 10\%$	115-226 $^{\circ}$ C	●	●
TRC	TRC0121/2C	1W/2W	1.2 Ω	$\pm 5\%/\pm 10\%$	115-226 $^{\circ}$ C	●	●
TRC	TRC0151/2C	1W/2W	1.5 Ω	$\pm 5\%/\pm 10\%$	115-226 $^{\circ}$ C	●	●
TRC	TRC0201/2C	1W/2W	2.0 Ω	$\pm 5\%/\pm 10\%$	115-226 $^{\circ}$ C	●	●
TRC	TRC0221/2C	1W/2W	2.2 Ω	$\pm 5\%/\pm 10\%$	115-226 $^{\circ}$ C	●	●
TRC	TRC0271/2C	1W/2W	2.7 Ω	$\pm 5\%/\pm 10\%$	115-226 $^{\circ}$ C	●	●
TRC	TRC0281/2C	1W/2W	2.8 Ω	$\pm 5\%/\pm 10\%$	115-226 $^{\circ}$ C	●	●
TRC	TRC0331/2C	1W/2W	3.3 Ω	$\pm 5\%/\pm 10\%$	115-226 $^{\circ}$ C	●	●
TRC	TRC0471/2C	1W/2W	4.7 Ω	$\pm 5\%/\pm 10\%$	115-226 $^{\circ}$ C	●	●
TRC	TRC0511/2C	1W/2W	5.1 Ω	$\pm 5\%/\pm 10\%$	115-226 $^{\circ}$ C	●	●
TRC	TRC0561/2C	1W/2W	5.6 Ω	$\pm 5\%/\pm 10\%$	115-226 $^{\circ}$ C	●	●
TRC	TRC0601/2C	1W/2W	6.0 Ω	$\pm 5\%/\pm 10\%$	115-226 $^{\circ}$ C	●	●
TRC	TRC0681/2C	1W/2W	6.8 Ω	$\pm 5\%/\pm 10\%$	115-226 $^{\circ}$ C	●	●
TRC	TRC0751/2C	1W/2W	7.5 Ω	$\pm 5\%/\pm 10\%$	115-226 $^{\circ}$ C	●	●
TRC	TRC0821/2C	1W/2W	8.2 Ω	$\pm 5\%/\pm 10\%$	115-226 $^{\circ}$ C	●	●
TRC	TRC0911/2C	1W/2W	9.1 Ω	$\pm 5\%/\pm 10\%$	115-226 $^{\circ}$ C	●	●
TRC	TRC1101/2C	1W/2W	10 Ω	$\pm 5\%/\pm 10\%$	115-226 $^{\circ}$ C	●	●
TRC	TRC1121/2C	1W/2W	12 Ω	$\pm 5\%/\pm 10\%$	115-226 $^{\circ}$ C	●	●
TRC	TRC1221/2C	1W/2W	22 Ω	$\pm 5\%/\pm 10\%$	115-226 $^{\circ}$ C	●	●
TRC	TRC1331/2C	1W/2W	33 Ω	$\pm 5\%/\pm 10\%$	115-226 $^{\circ}$ C	●	●
TRC	TRC1471/2C	1W/2W	47 Ω	$\pm 5\%/\pm 10\%$	115-226 $^{\circ}$ C	●	●
TRC	TRC1511/2C	1W/2W	51 Ω	$\pm 5\%/\pm 10\%$	115-226 $^{\circ}$ C	●	●
TRC	TRC1561/2C	1W/2W	56 Ω	$\pm 5\%/\pm 10\%$	115-226 $^{\circ}$ C	●	●
TRC	TRC1681/2C	1W/2W	68 Ω	$\pm 5\%/\pm 10\%$	115-226 $^{\circ}$ C	●	●



陶瓷气体放电管 Ceramic Gas Discharge Tube



目录编号 Catalog No.	直流击穿电压 DC Spark Over Voltage (100v/s) V	冲击击穿电压 Impulse Spark Over Voltage (1kv/μs) V	绝缘电阻 Insulation Resistance GΩ	极间电容 Electrode Capacitance 1MHz 0.5V PF	耐短波电流 Impulse Discharge Current (8/20μs 10 times)
3DS090H	090±30%	≤ 900	≥ 0.1	≤ 1	0.5KA
3DS150H	150±30%	≤ 1100	≥ 0.1	≤ 1	0.5KA
3DS200H	200±30%	≤ 1100	≥ 0.1	≤ 1	0.5KA
3DS300H	300±30%	≤ 1200	≥ 0.1	≤ 1	0.5KA
3DS400H	400±30%	≤ 1300	≥ 0.1	≤ 1	0.5KA
3DS500H	500±30%	≤ 1300	≥ 0.1	≤ 1	0.5KA

认证 Approvals	电压范围 Voltage Range	证书号 Certificate No.
	150V~500V	E365642

- 参考执行标准: ITU-T K.12, GB/T9043-2008 《通信设备过电压保护用气体放电管通用技术条件》。
Reference executive standard: ITU-T K.12, GB/T9043-2008 《General Technical Requirements of Gas Discharge Tubes for the Over-voltage protection of telecommunications installations》.
- 直流击穿电压：测试电源的直流电压上升速率为100V/s，其放电电流限制在5~15mA，产品的放电电极间都应测试正、反极性击穿电压。
DC Spark-over Voltage : The DC voltage rise speed of test power supply is 100V/s, Discharging current is limited to 5 ~ 15mA, The positive and negative electrode spark-over voltage of product should be tested in discharge inter-electrode.
- 冲击击穿电压：测试电压的上升速率为1KV/μs，产品的放电电极间都应测试正、反极性击穿电压。
Impulse Spark-over Voltage : The test voltage rise speed of 1KV/μs, The positive and negative electrode spark-over voltage of product should be tested in discharge inter-electrode.
- 绝缘电阻：测试电压为直流50V或100V，测试短路电流应小于10mA。绝缘电阻从产品电极间测得。
Insulation Resistance : The test voltage is DC 50V or 100V, testing short-circuit current should be less than 10mA. The insulation resistance is measured between the electrodes of product.

工作与储存温度 Operating and Storage temperature
-40°C ~ +125°C

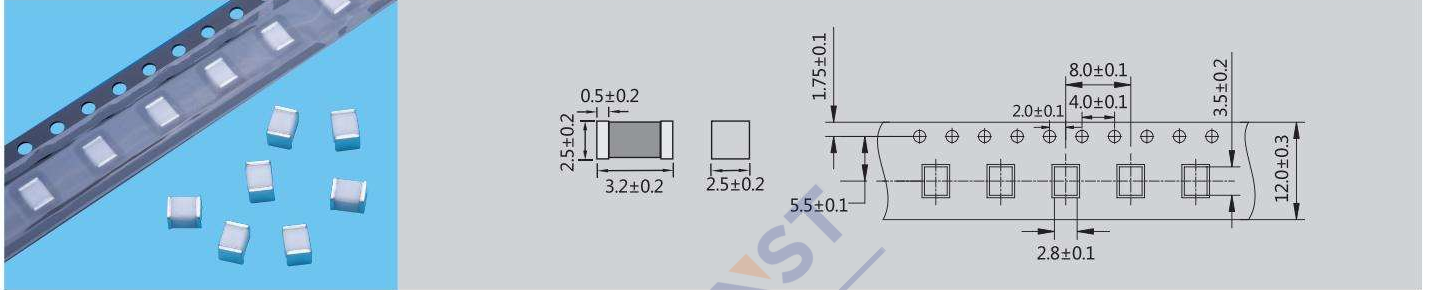
包装 Packaging
产品采用编带卷盘包装，2500PCS/盘，每包装箱装50000PCS
Automaton taped 2500PCS per reel, 50000PCS per carton



3ES 3.2x2.5x2.5 RoHS Compliant

陶瓷气体放电管

Ceramic Gas Discharge Tube



目录编号 Catalog No.	直流击穿电压 DC Spark Over Voltage (100v/s) V	冲击击穿电压 Impulse Spark Over Voltage (1kv/μs) V	绝缘电阻 Insulation Resistance GΩ	极间电容 Electrode Capacitance 1MHz 0.5V PF	耐短波电流 Impulse Discharge Current (8/20μs 10 times)
3ES075H	075±30%	≤ 700	≥ 1	≤ 1.0	1KA
3ES090H	090±30%	≤ 700	≥ 1	≤ 1.0	1KA
3ES150H	150±30%	≤ 700	≥ 1	≤ 1.0	1KA
3ES200H	200±30%	≤ 800	≥ 1	≤ 1.0	1KA
3ES230H	230±30%	≤ 800	≥ 1	≤ 1.0	1KA
3ES300H	300±30%	≤ 1000	≥ 1	≤ 1.0	1KA
3ES350H	350±30%	≤ 1000	≥ 1	≤ 1.0	1KA
3ES400H	400±30%	≤ 1100	≥ 1	≤ 1.0	1KA
3ES470H	470±30%	≤ 1200	≥ 1	≤ 1.0	1KA
3ES600H	600±30%	≤ 1400	≥ 1	≤ 1.0	1KA

- 参考执行标准: ITU-T K.12, GB/T9043-2008 《通信设备过电压保护用气体放电管通用技术条件》。

Reference executive standard: ITU-T K.12, GB/T9043-2008 《General Technical Requirements of Gas Discharge Tubes for the Over-voltage protection of telecommunications installations》.

- 直流击穿电压：测试电源的直流电压上升速率为100V/s，其放电电流限制在5~15mA，产品的放电电极间都应测试正、反极性击穿电压。

DC Spark-over Voltage : The DC voltage rise speed of test power supply is 100V/s, Discharging current is limited to 5~15mA, The positive and negative electrode spark-over voltage of product should be tested in discharge inter-electrode.

- 冲击击穿电压：测试电压的上升速率为1KV/μs，产品的放电电极间都应测试正、反极性击穿电压。

Impulse Spark-over Voltage : The test voltage rise speed of 1KV/μs, The positive and negative electrode spark-over voltage of product should be tested in discharge inter-electrode.

- 绝缘电阻：测试电压为直流50V或100V，测试短路电流应小于10mA。绝缘电阻从产品电极间测得。

Insulation Resistance : The test voltage is DC 50V or 100V, testing short-circuit current should be less than 10mA. The insulation resistance is measured between the electrodes of product.

工作与储存温度 Operating and Storage temperature

-40°C ~ +125°C

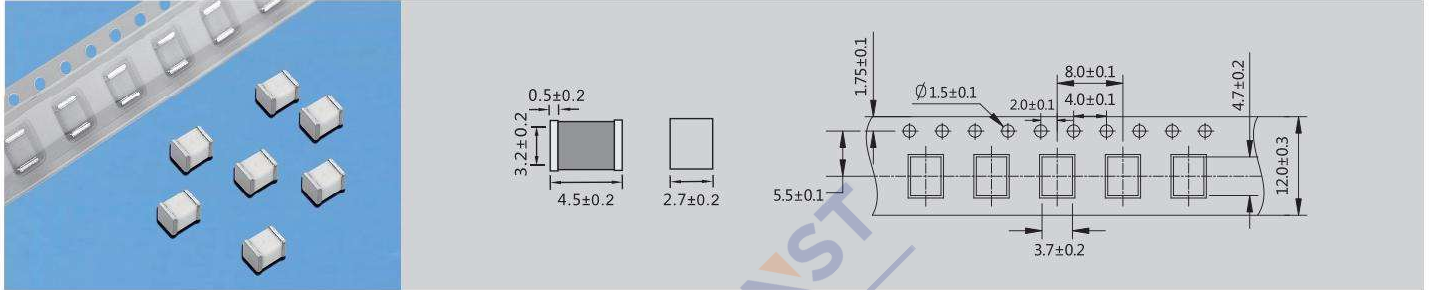
包装 Packaging

产品采用编带卷盘包装，2500PCS/盘，每包装箱装15000PCS
Automaton taped 2500PCS per reel, 15000PCS per carton

4DS 4.5x3.2x2.7 RoHS Compliant



陶瓷气体放电管 Ceramic Gas Discharge Tube



目录编号 Catalog No.	直流击穿电压 DC Spark Over Voltage (100v/s) V	冲击击穿电压 Impulse Spark Over Voltage (1kv/μs) V	绝缘电阻 Insulation Resistance GΩ	极间电容 Electrode Capacitance 1MHz 0.5V PF	耐短波电流 Impulse Discharge Current (8/20μs 10 times)
4DS075H	075±30%	≤ 700	≥ 1	≤ 1	2KA
4DS090H	090±30%	≤ 700	≥ 1	≤ 1	2KA
4DS150H	150±30%	≤ 700	≥ 1	≤ 1	2KA
4DS200H	200±30%	≤ 800	≥ 1	≤ 1	2KA
4DS230H	230±30%	≤ 800	≥ 1	≤ 1	2KA
4DS300H	300±30%	≤ 1000	≥ 1	≤ 1	2KA
4DS350H	350±30%	≤ 1000	≥ 1	≤ 1	2KA
4DS400H	400±30%	≤ 1100	≥ 1	≤ 1	2KA
4DS470H	470±30%	≤ 1200	≥ 1	≤ 1	2KA
4DS600H	600±30%	≤ 1400	≥ 1	≤ 1	2KA

认证 Approvals	电压范围 Voltage Range	证书号 Certificate No.
	75V~600V	E365642

- 参考执行标准: ITU-T K.12, GB/T9043-2008 《通信设备过电压保护用气体放电管通用技术条件》。

Reference executive standard: ITU-T K.12, GB/T9043-2008 《General Technical Requirements of Gas Discharge Tubes for the Over-voltage protection of telecommunications installations》.

- 直流击穿电压: 测试电源的直流电压上升速率为100V/s, 其放电电流限制在5~15mA, 产品的放电电极间都应测试正、反极性击穿电压。

DC Spark-over Voltage: The DC voltage rise speed of test power supply is 100V/s, Discharging current is limited to 5~15mA, The positive and negative electrode spark-over voltage of product should be tested in discharge inter-electrode.

- 冲击击穿电压: 测试电压的上升速率为1KV/μs, 产品的放电电极间都应测试正、反极性击穿电压。

Impulse Spark-over Voltage: The test voltage rise speed of 1KV/μs, The positive and negative electrode spark-over voltage of product should be tested in discharge inter-electrode.

- 绝缘电阻: 测试电压为直流50V或100V, 测试短路电流应小于10mA。绝缘电阻从产品电极间测得。

Insulation Resistance: The test voltage is DC 50V or 100V, testing short-circuit current should be less than 10mA. The insulation resistance is measured between the electrodes of product.

工作与储存温度 Operating and Storage temperature

-40°C ~ +125°C

包装 Packaging

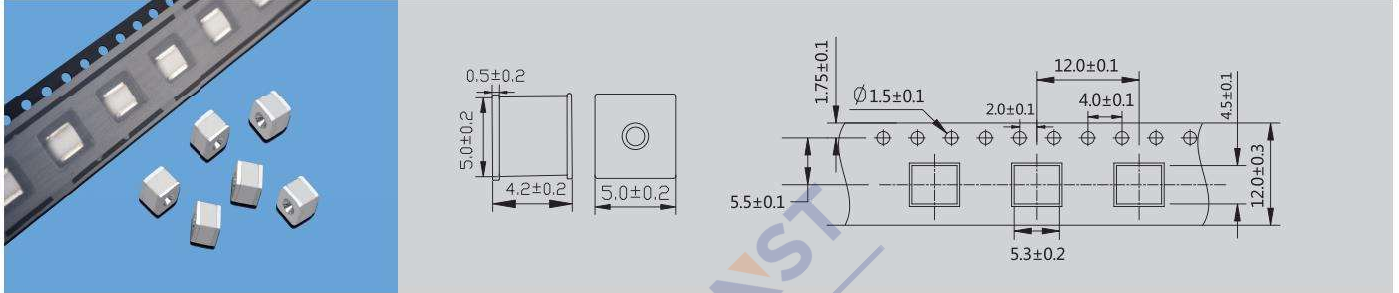
产品采用编带卷盘包装, 2500PCS/盘, 每包装箱装15000PCS
Automaton taped 2500PCS per reel, 15000PCS per carton



5DS 5.0x4.2 RoHS Compliant

陶瓷气体放电管

Ceramic Gas Discharge Tube



目录编号 Catalog No.	直流击穿电压 DC Spark Over Voltage (100v/s) V	冲击击穿电压 Impulse Spark Over Voltage (1kv/μs) V	绝缘电阻 Insulation Resistance GΩ	极间电容 Electrode Capacitance 1MHz 0.5V PF	耐短波电流 Impulse Discharge Current (8/20μs 10 times)
5DS075L	075±20%	≤ 600	≥ 1	≤ 1	5KA
5DS090L	090±20%	≤ 600	≥ 1	≤ 1	5KA
5DS150L	150±20%	≤ 600	≥ 1	≤ 1	5KA
5DS230L	230±20%	≤ 700	≥ 1	≤ 1	5KA
5DS350L	350±20%	≤ 1000	≥ 1	≤ 1	5KA
5DS420L	420±20%	≤ 1000	≥ 1	≤ 1	5KA
5DS470L	470±20%	≤ 1200	≥ 1	≤ 1	5KA
5DS600L	600±20%	≤ 1400	≥ 1	≤ 1	5KA
5DS800L	800±20%	≤ 1600	≥ 1	≤ 1	5KA

- 参考执行标准: ITU-T K.12, GB/T9043-2008 《通信设备过电压保护用气体放电管通用技术条件》。

Reference executive standard: ITU-T K.12, GB/T9043-2008 《General Technical Requirements of Gas Discharge Tubes for the Over-voltage protection of telecommunications installations》.

- 直流击穿电压: 测试电源的直流电压上升速率为100V/s, 其放电电流限制在5~15mA, 产品的放电电极间都应测试正、反极性击穿电压。

DC Spark-over Voltage : The DC voltage rise speed of test power supply is 100V/s, Discharging current is limited to 5~15mA, The positive and negative electrode spark-over voltage of product should be tested in discharge inter-electrode.

- 冲击击穿电压: 测试电压的上升速率为1KV/μs, 产品的放电电极间都应测试正、反极性击穿电压。

Impulse Spark-over Voltage : The test voltage rise speed of 1KV/μs, The positive and negative electrode spark-over voltage of product should be tested in discharge inter-electrode.

- 绝缘电阻: 测试电压为直流50V或100V, 测试短路电流应小于10mA。绝缘电阻从产品电极间测得。

Insulation Resistance : The test voltage is DC 50V or 100V, testing short-circuit current should be less than 10mA. The insulation resistance is measured between the electrodes of product.

工作与储存温度 Operating and Storage temperature

-40°C ~ +125°C

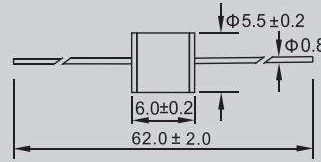
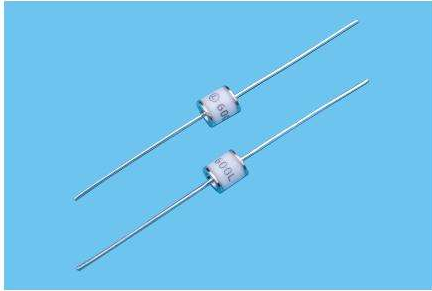
包装 Packaging

产品采用编带卷盘包装, 1000PCS/盘, 每包装箱装5000PCS
Automaton taped 1000PCS per reel, 5000PCS per carton

5DL $\Phi 5.5 \times 6$ RoHS Compliant



陶瓷气体放电管 Ceramic Gas Discharge Tube



目录编号 Catalog No.	直流击穿电压 DC Spark Over Voltage (100V/s) V	冲击击穿电压 Impulse Spark Over Voltage (1kV/ μ s) V	绝缘电阻 Insulation Resistance Ω	极间电容 Electrode Capacitance 1MHz 0.5V PF	耐短波电流 Impulse Discharge Current (8/20 μ s 10 times)
5DL075L	075 \pm 20%	\leq 600	\geq 1	\leq 1	5KA
5DL090L	090 \pm 20%	\leq 600	\geq 1	\leq 1	5KA
5DL150L	150 \pm 20%	\leq 600	\geq 1	\leq 1	5KA
5DL230L	230 \pm 20%	\leq 700	\geq 1	\leq 1	5KA
5DL350L	350 \pm 20%	\leq 1000	\geq 1	\leq 1	5KA
5DL420L	420 \pm 20%	\leq 1000	\geq 1	\leq 1	5KA
5DL470L	470 \pm 20%	\leq 1200	\geq 1	\leq 1	5KA
5DL600L	600 \pm 20%	\leq 1400	\geq 1	\leq 1	5KA
5DL800L	800 \pm 20%	\leq 1600	\geq 1	\leq 1	5KA
5DL1000J	1000 \pm 20%	\leq 1900	\geq 1	\leq 1	3KA
5DL1500J	1500 \pm 20%	\leq 2500	\geq 1	\leq 1	3KA
5DL2000J	2000 \pm 20%	\leq 3500	\geq 1	\leq 1	3KA
5DL2500J	2500 \pm 20%	\leq 4000	\geq 1	\leq 1	3KA
5DL3000J	3000 \pm 20%	\leq 4500	\geq 1	\leq 1	3KA
5DL3600J	3600 \pm 20%	\leq 5000	\geq 1	\leq 1	3KA

认证 Approvals	电压范围 Voltage Range	证书号 Certificate No.
	75V~800V	E365642
	2000V/3600V	E492581

- 参考执行标准: ITU-T K.12, GB/T9043-2008 《通信设备过电压保护用气体放电管通用技术条件》。
Reference executive standard: ITU-T K.12, GB/T9043-2008 《General Technical Requirements of Gas Discharge Tubes for the Over-voltage protection of telecommunications installations》.
- 直流击穿电压: 测试电源的直流电压上升速率为100V/s, 其放电电流限制在5~15mA, 产品的放电电极间都应测试正、反极性击穿电压。
DC Spark-over Voltage: The DC voltage rise speed of test power supply is 100V/s, Discharging current is limited to 5~15mA, The positive and negative electrode spark-over voltage of product should be tested in discharge inter-electrode.
- 冲击击穿电压: 测试电压的上升速率为1KV/ μ s, 产品的放电电极间都应测试正、反极性击穿电压。
Impulse Spark-over Voltage: The test voltage rise speed of 1KV/ μ s, The positive and negative electrode spark-over voltage of product should be tested in discharge inter-electrode.
- 绝缘电阻: 测试电压为直流50V或100V, 测试短路电流应小于10mA。绝缘电阻从产品电极间测得。
Insulation Resistance: The test voltage is DC 50V or 100V, testing short-circuit current should be less than 10mA. The insulation resistance is measured between the electrodes of product.

工作与储存温度 Operating and Storage temperature
-40°C ~ +125°C

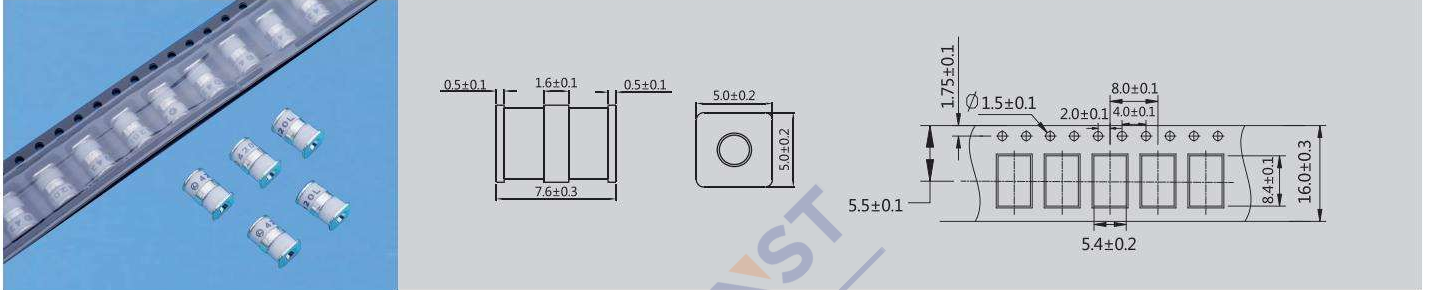
包装 Packaging
产品采用吸塑盒包装, 100PCS/盒, 每包装箱装5000PCS
Automaton taped 100PCS per reel, 5000PCS per carton



5TS Φ 5.0x7.6 RoHS Compliant

陶瓷气体放电管

Ceramic Gas Discharge Tube



目录编号 Catalog No.	直流击穿电压 DC Spark Over Voltage (100v/s) V	冲击击穿电压 Impulse Spark Over Voltage (1kv/μs) V	绝缘电阻 Insulation Resistance GΩ	极间电容 Electrode Capacitance 1MHz 0.5V PF	耐短波电流 Impulse Discharge Current (8/20μs 10 times)
5TS075L	075±20%	≤600	≥1	≤1.5	5KA
5TS090L	090±20%	≤600	≥1	≤1.5	5KA
5TS150L	150±20%	≤600	≥1	≤1.5	5KA
5TS230L	230±20%	≤700	≥1	≤1.5	5KA
5TS350L	350±20%	≤1000	≥1	≤1.5	5KA
5TS420L	420±20%	≤1000	≥1	≤1.5	5KA
5TS470L	470±20%	≤1200	≥1	≤1.5	5KA
5TS600L	600±20%	≤1400	≥1	≤1.5	5KA
5TS800L	800±20%	≤1600	≥1	≤1.5	5KA

- 参考执行标准: ITU-T K.12, GB/T9043-2008 《通信设备过电压保护用气体放电管通用技术条件》。

Reference executive standard: ITU-T K.12, GB/T9043-2008 《General Technical Requirements of Gas Discharge Tubes for the Over-voltage protection of telecommunications installations》.

- 直流击穿电压: 测试电源的直流电压上升速率为100V/s, 其放电电流限制在5~15mA, 产品的放电电极间都应测试正、反极性击穿电压。

DC Spark-over Voltage : The DC voltage rise speed of test power supply is 100V/s, Discharging current is limited to 5~15mA, The positive and negative electrode spark-over voltage of product should be tested in discharge inter-electrode.

- 冲击击穿电压: 测试电压的上升速率为1KV/μs, 产品的放电电极间都应测试正、反极性击穿电压。

Impulse Spark-over Voltage : The test voltage rise speed of 1KV/μs, The positive and negative electrode spark-over voltage of product should be tested in discharge inter-electrode.

- 绝缘电阻: 测试电压为直流50V或100V, 测试短路电流应小于10mA。绝缘电阻从产品电极间测得。

Insulation Resistance : The test voltage is DC 50V or 100V, testing short-circuit current should be less than 10mA. The insulation resistance is measured between the electrodes of product.

工作与储存温度 Operating and Storage temperature

-40°C ~ +125°C

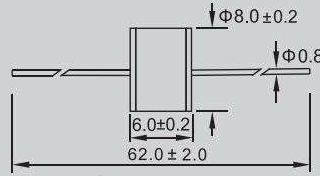

包装 Packaging

产品采用编带卷盘包装, 1500PCS/盘, 每包装箱装7500PCS
Automaton taped 1500PCS per reel, 7500PCS per carton

8DL $\Phi 8.0 \times 6$ RoHS Compliant



陶瓷气体放电管 Ceramic Gas Discharge Tube



目录编号 Catalog No.	直流击穿电压 DC Spark Over Voltage (100v/s) V	冲击击穿电压 Impulse Spark Over Voltage (1kv/μs) V	绝缘电阻 Insulation Resistance GΩ	极间电容 Electrode Capacitance 1MHz 0.5V PF	耐短波电流 Impulse Discharge Current (8/20μs 10 times)
8DL075M	075±20%	≤600	≥1	≤1.5	10KA
8DL090M	090±20%	≤600	≥1	≤1.5	10KA
8DL150M	150±20%	≤600	≥1	≤1.5	10KA
8DL230M	230±20%	≤700	≥1	≤1.5	10KA
8DL350M	350±20%	≤1000	≥1	≤1.5	10KA
8DL420M	420±20%	≤1000	≥1	≤1.5	10KA
8DL470M	470±20%	≤1200	≥1	≤1.5	10KA
8DL600M	600±20%	≤1400	≥1	≤1.5	10KA
8DL800M	800±20%	≤1600	≥1	≤1.5	10KA
8DL1000L	1000±20%	≤1900	≥1	≤1.5	5KA
8DL1500L	1500±20%	≤2500	≥1	≤1.5	5KA
8DL2000L	2000±20%	≤3500	≥1	≤1.5	5KA
8DL2500L	2500±20%	≤4000	≥1	≤1.5	5KA
8DL3000L	3000±20%	≤4500	≥1	≤1.5	5KA
8DL3600L	3600±20%	≤5000	≥1	≤1.5	5KA

认证 Approvals	电压范围 Voltage Range	证书号 Certificate No.
	75V~800V	E365642
	600V/3600V	E492581

- 参考执行标准: ITU-T K.12, GB/T9043-2008 《通信设备过电压保护用气体放电管通用技术条件》。

Reference executive standard: ITU-T K.12, GB/T9043-2008 《General Technical Requirements of Gas Discharge Tubes for the Over-voltage protection of telecommunications installations》.

- 直流击穿电压: 测试电源的直流电压上升速率为100V/s, 其放电电流限制在5~15mA, 产品的放电电极间都应测试正、反极性击穿电压。

DC Spark-over Voltage: The DC voltage rise speed of test power supply is 100V/s, Discharging current is limited to 5~15mA, The positive and negative electrode spark-over voltage of product should be tested in discharge inter-electrode.

- 冲击击穿电压: 测试电压的上升速率为1KV/μs, 产品的放电电极间都应测试正、反极性击穿电压。

Impulse Spark-over Voltage: The test voltage rise speed of 1KV/μs, The positive and negative electrode spark-over voltage of product should be tested in discharge inter-electrode.

- 绝缘电阻: 测试电压为直流50V或100V, 测试短路电流应小于10mA。绝缘电阻从产品电极间测得。

Insulation Resistance: The test voltage is DC 50V or 100V, testing short-circuit current should be less than 10mA. The insulation resistance is measured between the electrodes of product.

工作与储存温度 Operating and Storage temperature

-40°C ~ +125°C

包装 Packaging

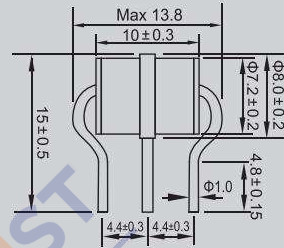

产品采用吸塑盒包装, 100PCS/盒, 每包装箱装5000PCS

Automaton taped 100PCS per reel, 5000PCS per carton



8TL Φ 8.0x10 RoHS Compliant

陶瓷气体放电管 Ceramic Gas Discharge Tube



目录编号 Catalog No.	直流击穿电压 DC Spark Over Voltage (100v/s) V	冲击击穿电压 Impulse Spark Over Voltage (1kv/μs) V	绝缘电阻 Insulation Resistance Ω	极间电容 Electrode Capacitance 1MHz 0.5V PF	耐短波电流 Impulse Discharge Current (8/20μs 10 times)
8TL075M	075±20%	≤600	≥1	≤1.5	10KA
8TL090M	090±20%	≤600	≥1	≤1.5	10KA
8TL150M	150±20%	≤600	≥1	≤1.5	10KA
8TL230M	230±20%	≤700	≥1	≤1.5	10KA
8TL350M	350±20%	≤1000	≥1	≤1.5	10KA
8TL420M	420±20%	≤1000	≥1	≤1.5	10KA
8TL470M	470±20%	≤1200	≥1	≤1.5	10KA
8TL600M	600±20%	≤1400	≥1	≤1.5	10KA

认证 Approvals	电压范围 Voltage Range	证书号 Certificate No.
	75V~600V	E365642

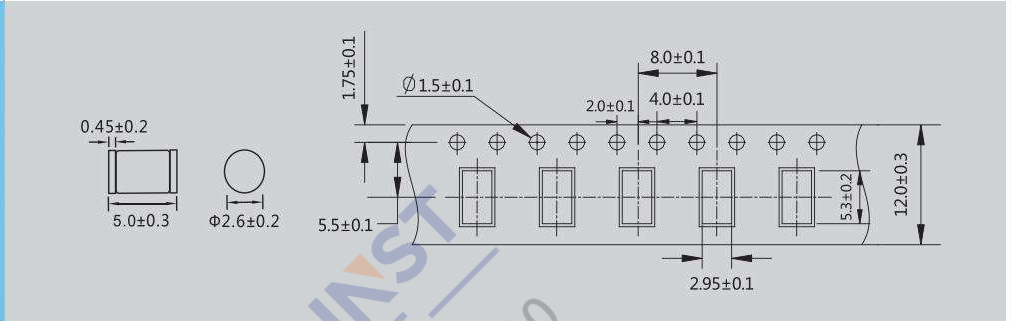

- 参考执行标准: ITU-T K.12, GB/T9043-2008 《通信设备过电压保护用气体放电管通用技术条件》。
Reference executive standard: ITU-T K.12, GB/T9043-2008 《General Technical Requirements of Gas Discharge Tubes for the Over-voltage protection of telecommunications installations》.
- 直流击穿电压: 测试电源的直流电压上升速率为100V/s, 其放电电流限制在5~15mA, 产品的放电电极间都应测试正、反极性击穿电压。
DC Spark-over Voltage: The DC voltage rise speed of test power supply is 100V/s, Discharging current is limited to 5~15mA, The positive and negative electrode spark-over voltage of product should be tested in discharge inter-electrode.
- 冲击击穿电压: 测试电压的上升速率为1KV/μs, 产品的放电电极间都应测试正、反极性击穿电压。
Impulse Spark-over Voltage: The test voltage rise speed of 1KV/μs, The positive and negative electrode spark-over voltage of product should be tested in discharge inter-electrode.
- 绝缘电阻: 测试电压为直流50V或100V, 测试短路电流应小于10mA。绝缘电阻从产品电极间测得。
Insulation Resistance: The test voltage is DC 50V or 100V, testing short-circuit current should be less than 10mA. The insulation resistance is measured between the electrodes of product.

工作与储存温度 Operating and Storage temperature
-40°C ~ +125°C

包装 Packaging
产品采用吸塑盒包装, 100PCS/盒, 每包装箱装5000PCS
Automaton taped 100PCS per reel, 5000PCS per carton



玻璃放电管 Glass Discharge Tube



目录编号 Catalog No.	直流击穿电压 DC Spark Over Voltage (100v/s) V	冲击击穿电压 Impulse Spark Over Voltage (1kv/μs) V	绝缘电阻 Insulation Resistance GΩ	极间电容 Electrode Capacitance 1MHz 0.5V PF	耐短波电流 Impulse Discharge Current (8/20μs 10 times)
G3S140	140±30%	≤ 800	≥ 0.1	≤ 1	1KA
G3S200	200±30%	≤ 900	≥ 0.1	≤ 1	1KA
G3S250	250±30%	≤ 900	≥ 0.1	≤ 1	1KA
G3S300	300±30%	≤ 1000	≥ 0.1	≤ 1	1KA
G3S400	400±30%	≤ 1200	≥ 0.1	≤ 1	1KA
G3S500	500±30%	≤ 1400	≥ 0.1	≤ 1	1KA

- 参考执行标准: ITU-T K.12, GB/T9043-2008 《通信设备过电压保护用气体放电管通用技术条件》。

Reference executive standard: ITU-T K.12, GB/T9043-2008 《General Technical Requirements of Gas Discharge Tubes for the Over-voltage protection of telecommunications installations》。

- 直流击穿电压：测试电源的直流电压上升速率为100V/s，其放电电流限制在5~15mA，产品的放电电极间都应测试正、反极性击穿电压。

DC Spark-over Voltage : The DC voltage rise speed of test power supply is 100V/s, Discharging current is limited to 5~15mA, The positive and negative electrode spark-over voltage of product should be tested in discharge inter-electrode.

- 冲击击穿电压：测试电压的上升速率为1KV/μs，产品的放电电极间都应测试正、反极性击穿电压。

Impulse Spark-over Voltage : The test voltage rise speed of 1KV/μs, The positive and negative electrode spark-over voltage of product should be tested in discharge inter-electrode.

- 绝缘电阻：测试电压为直流50V或100V，测试短路电流应小于10mA。绝缘电阻从产品电极间测得。


Insulation Resistance : The test voltage is DC 50V or 100V, testing short-circuit current should be less than 10mA. The insulation resistance is measured between the electrodes of product.

工作与储存温度 Operating and Storage temperature

-40°C ~ +125°C

包装 Packaging

产品采用编带卷盘包装，1500PCS/盘，每包装箱装3000PCS
Automaton taped 1500PCS per reel, 3000PCS per carton



深圳市良胜电子有限公司

地址：深圳市宝安区福永街道富桥第三工业区A18栋
电话：0755-29929709 29929711
传真：0755-29929812
网址：www.lansonfuse.com
邮箱：sale@lansonfuse.com

惠州市良胜电子有限公司

地址：惠州仲恺中集智城产业园12号厂房
电话：0752-3339907
网址：www.lansonfuse.com
邮箱：lanson@lansonfuse.com

杭州办事处：

地址：杭州市滨江区浦沿街道东冠路7幢2103
电话：13088803780 胡先生

苏州办事处：

地址：苏州市相城区元和街道汇萃商业广场2幢808
电话：18001559999 高先生

SHENZHEN LANSON ELECTRONICS CO.,LTD.

ADD: A18th Bldg,Fuqiao 3rd Industrial Zone,Fuyong Town.Baoan District,Shenzhen,China.
Tel: 0755-29929709 29929711
Fax: 0755-29929812
Http: www.lansonfuse.com
E-mail: sale@lansonfuse.com

HUIZHOU LANSON ELECTRONICS CO.,LTD.

ADD: Factory Building No.12,Zhongji Wisdom City Industrial Park,Zhongkai District, Huizhou,China.
Tel: 0752-3339907
Http: www.lansonfuse.com
E-mail: lanson@lansonfuse.com